



# What Works in Conservation



2020

EDITED BY

WILLIAM J. SUTHERLAND, LYNN V. DICKS,  
SILVIU O. PETROVAN AND REBECCA K. SMITH

# WHAT WORKS IN CONSERVATION



# What Works in Conservation

2020

*Edited by*

*William J. Sutherland, Lynn V. Dicks,  
Silviu O. Petrovan and Rebecca K. Smith*

OpenBook  
Publishers 



<http://www.openbookpublishers.com>

© 2020 William J. Sutherland



This work is licensed under a Creative Commons Attribution 4.0 International license (CC BY 4.0). This license allows you to share, copy, distribute and transmit the work; to adapt the work and to make commercial use of the work providing attribution is made to the authors (but not in any way that suggests that they endorse you or your use of the work). Attribution should include the following information:

Sutherland, W.J., Dicks, L.V., Petrovan, S.O., and Smith, R.K. *What Works in Conservation 2020*. Cambridge, UK: Open Book Publishers, 2020. <https://doi.org/10.11647/OBP.0191>

In order to access detailed and updated information on the license, please visit <https://www.openbookpublishers.com/product/1096#copyright>

Further details about CC BY licenses are available at <http://creativecommons.org/licenses/by/4.0/>

All links were active at the time of publication unless otherwise stated.

Digital material and resources associated with this volume are available at <https://www.openbookpublishers.com/product/1096#resources> and <http://www.conservationevidence.com>

What Works in Conservation Series | ISSN: 2059-4232 (Print); 2059-4240 (Online)

ISBN Paperback: 978-1-78374-833-4

ISBN Hardback: 978-1-78374-834-1

ISBN Digital (PDF): 978-1-78374-835-8

ISBN Digital ebook (epub): 978-1-78374-836-5

ISBN Digital ebook (mobi): 978-1-78374-837-2

ISBN Digital (XML): 978-1-78374-838-9


DOI: 10.11647/OBP.0191

Funded by Arcadia, DEFRA, ESRC, MAVA Foundation, NERC, Natural England, Robert Bosch Stiftung, Synchronicity Earth, South West Water and Waitrose Ltd.

Cover image: A close up shot of the underside of a Dwarf Cavendish (*Musa acuminata*) by Ben Clough, CC BY-SA 3.0. Wikimedia [http://commons.wikimedia.org/wiki/File:Dwarf\\_cavendish\\_leaf\\_2.jpg](http://commons.wikimedia.org/wiki/File:Dwarf_cavendish_leaf_2.jpg). Cover design: Heidi Coburn

# Contents

---


Introduction	1
Who is <i>What Works in Conservation</i> for?	1
The Conservation Evidence project	1
Which conservation interventions are included?	2
How we review the literature	3
What does <i>What Works in Conservation</i> include?	4
Expert assessment of the evidence	4
Categorization of interventions	6
How to use <i>What Works in Conservation</i>	6
 <b>1. AMPHIBIAN CONSERVATION</b>	<b>9</b>
1.1 Threat: Residential and commercial development	11
Legal protection of species	11
Protect brownfield or ex-industrial sites	12
Restrict herbicide, fungicide and pesticide use on and around ponds on golf courses	12
1.2 Threat: Agriculture	13
1.2.1 Engage farmers and other volunteers	13
Engage landowners and other volunteers to manage land for amphibians	13
Pay farmers to cover the costs of conservation measures	14
1.2.2 Terrestrial habitat management	14
Manage silviculture practices in plantations	14
Manage cutting regime	14
Manage grazing regime	15
Maintain or restore hedges	15
Plant new hedges	15
Reduced tillage	15
1.2.3 Aquatic habitat management	15
Manage ditches	15
Exclude domestic animals or wild hogs from ponds by fencing	16
1.3 Threat: Energy production and mining	17
Artificially mist habitat to keep it damp	17

1.4 Threat: Transportation and service corridors	18
Close roads during seasonal amphibian migration	18
Modify gully pots and kerbs	19
Install barrier fencing along roads	19
Install culverts or tunnels as road crossings	19
Use signage to warn motorists	20
Use humans to assist migrating amphibians across roads	20
1.5 Threat: Biological resource use	21
1.5.1 Hunting and collecting terrestrial animals	21
Reduce impact of amphibian trade	21
Use legislative regulation to protect wild populations	22
Commercially breed amphibians for the pet trade	22
Use amphibians sustainably	22
1.5.2 Logging and wood harvesting	22
Retain riparian buffer strips during timber harvest	23
Use shelterwood harvesting instead of clearcutting	23
Leave coarse woody debris in forests	23
Use patch retention harvesting instead of clearcutting	24
Leave standing deadwood/snags in forests	24
Use leave-tree harvesting instead of clearcutting	24
Harvest groups of trees instead of clearcutting	25
Thin trees within forests	25
1.6 Threat: Human intrusions and disturbance	26
Use signs and access restrictions to reduce disturbance	26
1.7 Threat: Natural system modifications	27
Regulate water levels	27
Mechanically remove mid-storey or ground vegetation	28
Use herbicides to control mid-storey or ground vegetation	28
Use prescribed fire or modifications to burning regime (forests)	28
Use prescribed fire or modifications to burning regime (grassland)	29
1.8 Threat: Invasive and other problematic species	30
1.8.1 Reduce predation by other species	30
Remove or control fish by drying out ponds	30
Remove or control fish population by catching	31
Remove or control invasive bullfrogs	31
Remove or control invasive viperine snake	31
Remove or control mammals	31
Remove or control fish using Rotenone	32
Exclude fish with barriers	32
Encourage aquatic plant growth as refuge against fish predation	32
Remove or control non-native crayfish	32
1.8.2 Reduce competition with other species	32
Reduce competition from native amphibians	33
Remove or control invasive Cuban tree frogs	33
Remove or control invasive cane toads	33

1.8.3 Reduce adverse habitat alteration by other species	33
Control invasive plants	33
Prevent heavy usage/exclude wildfowl from aquatic habitat	34
1.8.4 Reduce parasitism and disease – chytridiomycosis	34
Use temperature treatment to reduce infection	35
Use antifungal treatment to reduce infection	35
Add salt to ponds	35
Immunize amphibians against infection	36
Remove the chytrid fungus from ponds	36
Sterilize equipment when moving between amphibian sites	36
Treating amphibians in the wild or pre-release	36
Use gloves to handle amphibians	36
Use antibacterial treatment to reduce infection	37
Use antifungal skin bacteria or peptides to reduce infection	37
Use zooplankton to remove zoospores	37
1.8.5 Reduce parasitism and disease – ranaviruses	38
Sterilize equipment to prevent ranaviruses	38
1.9 Threat: Pollution	39
1.9.1 Agricultural pollution	39
Create walls or barriers to exclude pollutants	39
Plant riparian buffer strips	39
Reduce pesticide, herbicide or fertilizer use	40
Prevent pollution from agricultural lands or sewage treatment facilities entering watercourses	40
1.9.2 Industrial pollution	40
Add limestone to water bodies to reduce acidification	40
Augment ponds with ground water to reduce acidification	41
1.10 Threat: Climate change and severe weather	42
Deepen ponds to prevent desiccation	43
Use irrigation systems for amphibian sites	43
Artificially shade ponds to prevent desiccation	43
Protect habitat along elevational gradients	43
Provide shelter habitat	43
1.11 Habitat protection	44
Retain buffer zones around core habitat	44
Protect habitats for amphibians	45
Retain connectivity between habitat patches	45
1.12 Habitat restoration and creation	46
1.12.1 Terrestrial habitat	46
Replant vegetation	46
Clear vegetation	47
Create artificial hibernacula or aestivation sites	47
Create refuges	47
Restore habitat connectivity	48
Change mowing regime	48
Create habitat connectivity	48



1.12.2 Aquatic habitat	48
Create ponds (amphibians in general)	49
Create ponds (frogs)	50
Create ponds (natterjack toads)	50
Create ponds (salamanders including newts)	50
Create wetlands	50
Deepen, de-silt or re-profile ponds	51
Restore wetlands	51
Create ponds (great crested newts)	51
Create ponds (green toads)	52
Create ponds (toads)	52
Remove specific aquatic plants	52
Restore ponds	52
Remove tree canopy to reduce pond shading	53
Add nutrients to new ponds as larvae food source	53
Add specific plants to aquatic habitats	53
Add woody debris to ponds	53
Create refuge areas in aquatic habitats	53
1.13 Species management	54
1.13.1 Translocate amphibians	54
Translocate amphibians (amphibians in general)	54
Translocate amphibians (great crested newts)	55
Translocate amphibians (natterjack toads)	55
Translocate amphibians (salamanders including newts)	55
Translocate amphibians (toads)	56
Translocate amphibians (wood frogs)	56
Translocate amphibians (frogs)	56
1.13.2 Captive breeding, rearing and releases	57
Release captive-bred individuals (amphibians in general)	58
Release captive-bred individuals (frogs)	58
Breed amphibians in captivity (frogs)	58
Breed amphibians in captivity (harlequin toads)	59
Breed amphibians in captivity (Mallorcan midwife toad)	59
Breed amphibians in captivity (salamanders including newts)	59
Breed amphibians in captivity (toads)	59
Head-start amphibians for release	60
Release captive-bred individuals (Mallorcan midwife toad)	60
Release captive-bred individuals (toads)	60
Use artificial fertilization in captive breeding	61
Use hormone treatment to induce sperm and egg release	61
Release captive-bred individuals (salamanders including newts)	61
Freeze sperm or eggs for future use	62
Release captive-bred individuals (green and golden bell frogs)	62
1.14 Education and awareness raising	63
Engage volunteers to collect amphibian data (citizen science)	63
Provide education programmes about amphibians	63
Raise awareness amongst the general public through campaigns and public information	64

 <b>2. BAT CONSERVATION</b>	<b>65</b>
2.1 Threat: Residential and commercial development	67
Change timing of building work	68
Create alternative bat roosts within developments	68
Create or restore bat foraging habitat in urban areas	69
Exclude bats from roosts during building work	69
Legally protect bats during development	69
Protect brownfield or ex-industrial sites	70
Relocate access points to bat roosts within developments	70
Retain existing bat roosts and access points within developments	71
Educate homeowners about building and planning laws relating to bats to reduce disturbance to bat roosts	71
Encourage homeowners to increase semi-natural habitat within gardens	71
Encourage homeowners to plant gardens with night-scented flowers	71
Install sound-proofing insulation between bat roosts and areas occupied by humans within developments	71
Protect greenfield sites or undeveloped land in urban areas	71
2.2 Threat: Agriculture	72
2.2.1 All farming systems	72
Retain or plant native trees and shrubs amongst crops (agroforestry)	73
Use organic farming instead of conventional farming	74
Create tree plantations on agricultural land to provide roosting and foraging habitat for bats	74
Engage farmers and landowners to manage land for bats	75
Introduce agri-environment schemes	75
Manage hedges to benefit bats	76
Reduce field size (or maintain small fields)	76
Retain riparian buffers on agricultural land	76
Retain unmown field margins	77
Increase the proportion of semi-natural habitat in the farmed landscape	77
Manage ditches to benefit bats	77
Plant field margins with a diverse mix of plant species	77
Plant in-field trees	77
Plant new hedges	77
Provide or retain set-aside areas in farmland	77
Retain existing in-field trees	77
Retain remnant forest or woodland on agricultural land	77
2.2.2 Livestock farming	78
Remove livestock modifications from water troughs	78
Avoid the use of antiparasitic drugs for livestock	78
Manage grazing regimes to increase invertebrate prey	78
Replace culling of bats with non-lethal methods of preventing vampire bats from spreading rabies to livestock	79
2.2.3 Perennial, non-timber crops	79
Introduce certification for bat-friendly crop harvesting regimes	79
Prevent culling of bats around fruit orchards	79

Replace netting with non-lethal measures to prevent bats from accessing fruit in orchards	79
Restore and manage abandoned orchards for bats	79
2.3 Threat: Energy production	80
2.3.1 Wind turbines	80
Increase the wind speed at which turbines become operational ('cut-in speed') to reduce bat fatalities	81
Automatically reduce turbine blade rotation when bat activity is high	81
Deter bats from turbines using ultrasound	82
Prevent turbine blades from turning at low wind speeds to reduce bat fatalities	82
Apply textured coating to turbines	82
Close off potential access points on turbines to prevent roosting bats	83
Deter bats from turbines using low-level ultraviolet light	83
Deter bats from turbines using radar	83
Modify turbine placement to reduce bat fatalities	83
Paint turbines to reduce insect attraction	83
Reduce rotor diameter	83
Reduce turbine height	83
Remove turbine lighting to reduce bat and insect attraction	83
Retain a buffer between turbines and habitat features used by bats	83
2.3.2 Mining	83
Install and maintain gates at mine entrances to restrict public access	83
Maintain microclimate in closed/abandoned mines	84
Restore bat foraging habitat at ex-quarry sites	85
Exclude bats from roosts prior to mine reclamation	85
Provide artificial subterranean bat roosts to replace roosts in reclaimed mines	85
Relocate bats from reclaimed mines to alternative subterranean roost sites	85
Reopen entrances to closed mines and make suitable for roosting bats	85
Retain access points for bats following mine closures	85
2.4 Threat: Transportation and service corridors	86
2.4.1 Roads	86
Install overpasses as road crossing structures for bats	87
Install underpasses or culverts as road crossing structures for bats	87
Divert bats to safe crossing points with plantings or fencing	88
Install green bridges as road crossing structures for bats	88
Maintain bat roosts in road bridges and culverts	88
Install bat gantries or bat bridges as road crossing structures for bats	89
Avoid planting fruit trees alongside roads in areas with fruit bats	89
Create spaces for roosting bats in road bridges and culverts	89
Deter bats from roads using lighting	89
Deter bats from roads using ultrasound	89
Install hop-overs as road crossing structures for bats	89
Minimize road lighting to reduce insect attraction	89
Replace or improve habitat for bats around roads	89

2.5 Threat: Biological resource use	90
2.5.1 Hunting	90
Inform local communities about disease risks from hunting and eating bat meat to reduce killing of bats	91
Inform local communities about the negative impacts of bat hunting to reduce killing of bats	91
Encourage online vendors to remove bat specimens for sale	91
Enforce regulations to prevent trafficking and trade of bats	91
Introduce alternative treatments to reduce the use of bats in traditional medicine	91
Introduce and enforce legislation to control hunting of bats	92
Introduce other food sources to replace bat meat	92
Introduce other income sources to replace bat trade	92
Replace culling of bats with non-lethal methods of preventing vampire bats from spreading rabies to humans	92
Restrict the collection of bat specimens for research	92
Strengthen cultural traditions that discourage bat harvesting	92
2.5.2 Guano harvesting	92
Introduce and enforce legislation to regulate harvesting of bat guano	92
2.5.3 Logging and wood harvesting	92
Retain forested corridors in logged areas	93
Thin trees within forest and woodland	94
Use selective or reduced impact logging instead of conventional logging	94
Manage forest and woodland to encourage understorey growth	95
Retain residual tree patches in logged areas	96
Use shelterwood cutting instead of clearcutting	96
Change timing of forestry operations	96
Coppice woodland	97
Encourage natural regeneration in former plantations	97
Maintain forest and woodland edges for foraging bats	97
Protect roost trees during forest operations	97
Replant native trees in logged areas	97
Retain buffers around roost trees in logged areas	97
Retain riparian buffers in logged areas	97
Strengthen cultural traditions such as sacred groves that prevent timber harvesting	97
Train arborists and forestry operatives to identify potential bat roosts	97
2.6 Threat: Human intrusions and disturbance	98
2.6.1 Caving and tourism	98
Impose restrictions on cave visits	99
Install and maintain cave gates to restrict public access	99
Install fencing around cave entrances to restrict public access	100
Minimize noise levels within caves	101
Restrict artificial lighting in caves and around cave entrances	101
Inform the public of ways to reduce disturbance to bats in caves	102
Introduce guidelines for sustainable cave development and use	102

Minimize alterations to caves for tourism	102
Provide artificial subterranean bat roosts to replace roosts in disturbed caves	102
Restore and maintain microclimate in modified caves	102
Retain bat access points to caves	102
Train tourist guides to minimize disturbance and promote bat conservation	102
2.7 Threat: Natural system modifications	103
2.7.1 Fire or fire suppression	103
Use prescribed burning	103
2.7.2 Dams and water management/use	105
Create or maintain small dams to provide foraging and drinking habitat for bats	105
Relocate bat colonies roosting inside dams	105
2.8 Threat: Invasive or problematic species and disease	106
2.8.1 Invasive species	106
Control invasive predators	106
Control invasive plant species	107
Control harmful invasive bat prey species	107
Control invasive non-predatory competitors	107
Exclude domestic and feral cats from bat roosts and roost entrances	107
Keep domestic cats indoors at night	107
Use collar-mounted devices on cats to reduce predation of bats	107
2.8.2 White-nose syndrome	108
Modify bat hibernacula environments to increase bat survival	108
Treat bats for infection with white-nose syndrome	109
Breed bats in captivity to supplement wild populations affected by white-nose syndrome	109
Cull infected bats	109
Decontaminate clothing and equipment after entering caves	109
Restrict human access to bat caves to prevent spread of disease	109
Treat bat hibernacula environments to reduce pathogen reservoir	109
Vaccinate bats against the white-nose syndrome pathogen	109
2.8.3 Disease	110
Carry out surveillance of bats for early treatment/action to reduce disease/viruses	110
2.8.4 Problematic native species	110
Modify bats roosts to reduce negative impacts of one bat species on another	110
Protect bats within roosts from disturbance or predation by native species	110
2.9 Threat: Pollution	111
2.9.1 Domestic and urban waste water	111
Change effluent treatments of domestic and urban waste water	111
Prevent pollution from sewage treatment facilities from entering watercourses	112
Reduce or prevent the use of septic systems near caves	112

2.9.2 Agricultural and forestry effluents	112
Reduce pesticide, herbicide or fertiliser use	112
Change effluent treatments used in agriculture and forestry	113
Introduce legislation to control the use of hazardous substances	113
Plant riparian buffer strips	113
Prevent pollution from agricultural land or forestry from entering watercourses	113
Use organic pest control instead of synthetic pesticides	113
2.9.3 Light pollution	113
Avoid illumination of bat commuting routes	114
Leave bat roosts and roost entrances unlit	115
Use low intensity lighting	115
Use red lighting rather than other lighting colours	116
Avoid illumination of bat foraging, drinking and swarming sites	116
Restrict timing of lighting	117
Use UV filters on lights	117
Direct lighting away from bat access points or habitats	117
Use 'warm white' rather than 'cool' LED lights	117
Use glazing treatments to reduce light spill from inside lit buildings	117
2.9.4 Timber treatments	118
Restrict timing of timber treatment application	118
Use mammal-safe timber treatments in roof spaces	118
2.9.5 Industrial effluents	119
Introduce or enforce legislation to prevent ponds and streams from being contaminated by toxins	119
2.9.6 Noise pollution	119
Impose noise limits in proximity to bat roosts and habitats	119
Install sound barriers in proximity to bat roosts and habitats	119
2.10 Threat: Climate change and severe weather	120
Adapt bat roost structures to buffer against temperature extremes	120
Enhance natural habitat features to improve landscape connectivity to allow for range shifts of bats	120
Manage natural water bodies in arid areas to prevent desiccation	120
Provide suitable bat foraging and roosting habitat at expanding range fronts	120
2.11 Habitat protection	121
Legally protect bat habitats	121
Conserve roosting sites for bats in old structures or buildings	122
Retain buffer zones around core bat habitat	123
Retain connectivity between habitat patches	123
Retain existing bat commuting routes	123
Retain native forest and woodland	123
Retain remnant habitat patches	123
Retain veteran and standing dead trees as roosting sites for bats	123
Retain wetlands	123

2.12	Habitat restoration and creation	124
	Create artificial water sources	124
	Restore or create wetlands	125
	Create artificial caves or hibernacula for bats	125
	Create artificial hollows and cracks in trees for roosting bats	126
	Reinstate bat roosts in felled tree trunks	126
	Restore or create forest or woodland	126
	Restore or create grassland	127
	Create new unlit commuting routes using planting	127
	Restore or create linear habitat features/green corridors	127
2.13	Species management	128
2.13.1	Species management	128
	Manage microclimate of artificial bat roosts	128
	Provide bat boxes for roosting bats	129
	Legally protect bat species	130
	Regularly clean bat boxes to increase occupancy	130
	Release captive-bred bats	130
2.13.2	Ex-situ conservation	131
	Rehabilitate injured/orphaned bats to maintain wild bat populations	131
	Breed bats in captivity	132
2.13.3	Translocation	132
	Translocate bats	132
2.14	Education and awareness raising	134
	Educate farmers, land managers and local communities about the benefits of bats to improve management of bat habitats	135
	Educate farmers, local communities and pest controllers to reduce indiscriminate culling of vampire bats	135
	Educate pest controllers and homeowners/tenants to reduce the illegal use of pesticides in bat roosts	135
	Educate the public to improve perception of bats to improve behaviour towards bats	135
	Engage policymakers to make policy changes beneficial to bats	135
	Promote careful bat-related eco-tourism to improve behaviour towards bats	135
	Provide training to conservationists, land managers, and the building and development sector on bat ecology and conservation to reduce bat roost disturbance	135

### 3. BIRD CONSERVATION 137

3.1	Habitat protection	139
	Legally protect habitats for birds	139
	Provide or retain un-harvested buffer strips	140
	Ensure connectivity between habitat patches	140
3.2	Education and awareness raising	141
	Raise awareness amongst the general public through campaigns and public information	141

Provide bird feeding materials to families with young children	142
Enhance bird taxonomy skills through higher education and training	142
Provide training to conservationists and land managers on bird ecology and conservation	142
3.3 Threat: Residential and commercial development	143
Angle windows to reduce bird collisions	143
Mark windows to reduce bird collisions	143
3.4 Threat: Agriculture	144
3.4.1 All farming systems	144
Plant wild bird seed or cover mixture	145
Provide (or retain) set-aside areas in farmland	146
Create uncultivated margins around intensive arable or pasture fields	146
Increase the proportion of natural/semi-natural habitat in the farmed landscape	147
Manage ditches to benefit wildlife	147
Pay farmers to cover the costs of conservation measures	147
Plant grass buffer strips/margins around arable or pasture fields	148
Plant nectar flower mixture/wildflower strips	148
Leave refuges in fields during harvest	148
Reduce conflict by deterring birds from taking crops (using bird scarers)	149
Relocate nests at harvest time to reduce nestling mortality	149
Use mowing techniques to reduce mortality	149
Control scrub on farmland	149
Offer per clutch payment for farmland birds	150
Manage hedges to benefit wildlife	150
Plant new hedges	150
Reduce conflict by deterring birds from taking crops (using repellents)	150
Take field corners out of management	151
Mark bird nests during harvest or mowing	151
Cross compliance standards for all subsidy payments	151
Food labelling schemes relating to biodiversity-friendly farming	151
Manage stone-faced hedge banks to benefit birds	151
Plant in-field trees	151
Protect in-field trees	151
Reduce field size (or maintain small fields)	151
Support or maintain low-intensity agricultural systems	151
Tree pollarding, tree surgery	151
3.4.2 Arable farming	152
Create 'skylark plots' (undrilled patches in cereal fields)	152
Leave overwinter stubbles	153
Leave uncropped cultivated margins or fallow land (includes lapwing and stone curlew plots)	153
Sow crops in spring rather than autumn	154
Undersow spring cereals, with clover for example	154
Reduce tillage	154
Implement mosaic management	155



Increase crop diversity to benefit birds	155
Plant more than one crop per field (intercropping)	155
Create beetle banks	155
Plant cereals in wide-spaced rows	156
Revert arable land to permanent grassland	156
Add 1% barley into wheat crop for corn buntings	156
Create corn bunting plots	156
Leave unharvested cereal headlands within arable fields	156
Plant nettle strips	156
<b>3.4.3 Livestock farming</b>	<b>157</b>
Delay mowing date on grasslands	157
Leave uncut rye grass in silage fields	158
Maintain species-rich, semi-natural grassland	158
Maintain traditional water meadows	158
Mark fencing to avoid bird mortality	159
Plant cereals for whole crop silage	159
Reduce grazing intensity	159
Reduce management intensity of permanent grasslands	160
Exclude livestock from semi-natural habitat	160
Create open patches or strips in permanent grassland	160
Maintain upland heath/moor	160
Protect nests from livestock to reduce trampling	161
Provide short grass for waders	161
Raise mowing height on grasslands	161
Use traditional breeds of livestock	161
Maintain lowland heathland	162
Maintain rush pastures	162
Maintain wood pasture and parkland	162
Plant Brassica fodder crops	162
Use mixed stocking	162
<b>3.4.4 Perennial, non-timber crops</b>	<b>162</b>
Maintain traditional orchards	162
Manage perennial bioenergy crops to benefit wildlife	162
<b>3.4.5 Aquaculture</b>	<b>163</b>
Deter birds from landing on shellfish culture gear	163
Disturb birds at roosts	164
Provide refuges for fish within ponds	164
Use electric fencing to exclude fish-eating birds	164
Use 'mussel socks' to prevent birds from attacking shellfish	164
Use netting to exclude fish-eating birds	164
Increase water turbidity to reduce fish predation by birds	165
Translocate birds away from fish farms	165
Use in-water devices to reduce fish loss from ponds	165
Disturb birds using foot patrols	165
Spray water to deter birds from ponds	165
Scare birds from fish farms	166

3.5 Threat: Energy production and mining	167
Paint wind turbines to increase their visibility	167
3.6 Threat: Transportation and service corridors	168
3.6.1 Verges and airports	168
Scare or otherwise deter birds from airports	168
Mow roadside verges	169
Sow roadside verges	169
3.6.2 Power lines and electricity pylons	169
Mark power lines	170
Bury or isolate power lines	170
Insulate electricity pylons	170
Remove earth wires from power lines	170
Use perch-deterrents to stop raptors perching on pylons	170
Thicken earth wires	171
Add perches to electricity pylons	171
Reduce electrocutions by using plastic, not metal, leg rings to mark birds	171
Use raptor models to deter birds from power lines	171
3.7 Threat: Biological resource use	172
3.7.1 Reducing exploitation and conflict	172
Use legislative regulation to protect wild populations	173
Use wildlife refuges to reduce hunting disturbance	173
Employ local people as 'biomonitors'	173
Increase 'on-the-ground' protection to reduce unsustainable levels of exploitation	173
Introduce voluntary 'maximum shoot distances'	174
Mark eggs to reduce their appeal to collectors	174
Move fish-eating birds to reduce conflict with fishermen	174
Promote sustainable alternative livelihoods	174
Provide 'sacrificial grasslands' to reduce conflict with farmers	174
Relocate nestlings to reduce poaching	175
Use education programmes and local engagement to help reduce persecution or exploitation of species	175
Use alerts during shoots to reduce mortality of non-target species	175
3.7.2 Reducing fisheries bycatch	176
Use streamer lines to reduce seabird bycatch on longlines	177
Mark trawler warp cables to reduce seabird collisions	177
Reduce seabird bycatch by releasing offal overboard when setting longlines	177
Weight baits or lines to reduce longline bycatch of seabirds	178
Set lines underwater to reduce seabird bycatch	178
Set longlines at night to reduce seabird bycatch	178
Dye baits to reduce seabird bycatch	178
Thaw bait before setting lines to reduce seabird bycatch	179
Turn deck lights off during night-time setting of longlines to reduce bycatch	179
Use a sonic scarer when setting longlines to reduce seabird bycatch	179
Use acoustic alerts on gillnets to reduce seabird bycatch	179
Use bait throwers to reduce seabird bycatch	179

Use bird exclusion devices such as ‘Brickle curtains’ to reduce seabird mortality when hauling longlines	180
Use high visibility mesh on gillnets to reduce seabird bycatch	180
Use shark liver oil to deter birds when setting lines	180
Use a line shooter to reduce seabird bycatch	180
Reduce bycatch through seasonal or area closures	181
Reduce ‘ghost fishing’ by lost/discarded gear	181
Reduce gillnet deployment time to reduce seabird bycatch	181
Set longlines at the side of the boat to reduce seabird bycatch	181
Tow buoys behind longlining boats to reduce seabird bycatch	181
Use a water cannon when setting longlines to reduce seabird bycatch	181
Use high-visibility longlines to reduce seabird bycatch	181
Use larger hooks to reduce seabird bycatch on longlines	181
<b>3.8 Threat: Human intrusions and disturbance</b>	<b>182</b>
Provide paths to limit disturbance	182
Start educational programmes for personal watercraft owners	183
Use signs and access restrictions to reduce disturbance at nest sites	183
Use voluntary agreements with local people to reduce disturbance	183
Habituate birds to human visitors	183
Use nest covers to reduce the impact of research on predation of ground-nesting seabirds	184
Reduce visitor group sizes	184
Set minimum distances for approaching birds (buffer zones)	184
<b>3.9 Threat: Natural system modifications</b>	<b>185</b>
Create scrapes and pools in wetlands and wet grasslands	187
Provide deadwood/snags in forests (use ring-barking, cutting or silvicides)	187
Use patch retention harvesting instead of clearcutting	187
Clear or open patches in forests	187
Employ grazing in artificial grasslands/pastures	188
Employ grazing in natural grasslands	188
Employ grazing in non-grassland habitats	188
Manage water level in wetlands	189
Manually control or remove midstorey and ground-level vegetation (including mowing, chaining, cutting etc.) in forests	189
Mow or cut natural grasslands	190
Mow or cut semi-natural grasslands/pastures	190
Manually control or remove midstorey and ground-level vegetation (including mowing, chaining, cutting etc.) in shrublands	190
Raise water levels in ditches or grassland	191
Thin trees within forests	191
Use prescribed burning: grasslands	191
Use prescribed burning: pine forests	192
Use prescribed burning: savannahs	192
Use prescribed burning: shrublands	192
Use selective harvesting/logging instead of clearcutting	193
Clearcut and re-seed forests	193
Coppice trees	193
Fertilise grasslands	194

Manage woodland edges for birds	194
Manually control or remove midstorey and ground-level vegetation (including mowing, chaining, cutting etc.) (reedbeds)	194
Manually control or remove midstorey and ground-level vegetation (including mowing, chaining, cutting etc.) (savannahs)	195
Plant trees to act as windbreaks	195
Plough habitats	195
Provide deadwood/snags in forests (adding woody debris to forests)	195
Remove coarse woody debris from forests	195
Replace non-native species of tree/shrub	196
Re-seed grasslands	196
Use environmentally sensitive flood management	196
Use fire suppression/control	196
Use greentree reservoir management	197
Use prescribed burning (Australian sclerophyll forest)	197
Use shelterwood cutting instead of clearcutting	197
Use variable retention management during forestry operations	197
Apply herbicide to mid- and understorey vegetation	197
Treat wetlands with herbicides	198
Use prescribed burning (coastal habitats)	198
Use prescribed burning (deciduous forests)	198
Protect nest trees before burning	199
3.10 Habitat restoration and creation	200
Restore or create forests	200
Restore or create wetlands and marine habitats (inland wetlands)	201
Restore or create grassland	201
Restore or create traditional water meadows	202
Restore or create wetlands and marine habitats (coastal and intertidal wetlands)	202
Restore or create shrubland	202
Restore or create wetlands and marine habitats (kelp forests)	203
Restore or create wetlands and marine habitats (lagoons)	203
Restore or create savannahs	203
Revegetate gravel pits	203
3.11 Threat: Invasive alien and other problematic species	204
3.11.1 Reduce predation by other species	204
Control mammalian predators on islands	205
Remove or control predators to enhance bird populations and communities	205
Control avian predators on islands	205
Control invasive ants on islands	206
Reduce predation by translocating predators	206
Control predators not on islands	206
3.11.2 Reduce incidental mortality during predator eradication or control	207
Distribute poison bait using dispensers	207
Use coloured baits to reduce accidental mortality during predator control	207
Use repellents on baits	207

Do birds take bait designed for pest control?	208
3.11.3 Reduce nest predation by excluding predators from nests or nesting areas	208
Physically protect nests from predators using non-electric fencing	209
Physically protect nests with individual enclosures/barriers or provide shelters for chicks	209
Protect bird nests using electric fencing	209
Use artificial nests that discourage predation	210
Guard nests to prevent predation	210
Plant nesting cover to reduce nest predation	210
Protect nests from ants	210
Use multiple barriers to protect nests	210
Use naphthalene to deter mammalian predators	211
Use snakeskin to deter mammalian nest predators	211
Play spoken-word radio programmes to deter predators	211
Use 'cat curfews' to reduce predation	211
Use lion dung to deter domestic cats	211
Use mirrors to deter nest predators	211
Use ultrasonic devices to deter cats	211
Can nest protection increase nest abandonment?	211
Can nest protection increase predation of adults and chicks?	212
3.11.4 Reduce mortality by reducing hunting ability or changing predator behaviour	212
Reduce predation by translocating nest boxes	212
Use collar-mounted devices to reduce predation	213
Use supplementary feeding to reduce predation	213
Use aversive conditioning to reduce nest predation	213
3.11.5 Reduce competition with other species for food and nest sites	214
Reduce inter-specific competition for food by removing or controlling competitor species	214
Protect nest sites from competitors	215
Reduce competition between species by providing nest boxes	215
Reduce inter-specific competition for nest sites by modifying habitats to exclude competitor species	215
Reduce inter-specific competition for nest sites by removing competitor species (ground nesting seabirds)	215
Reduce inter-specific competition for nest sites by removing competitor species (songbirds)	216
Reduce inter-specific competition for nest sites by removing competitor species (woodpeckers)	216
3.11.6 Reduce adverse habitat alteration by other species	217
Control or remove habitat-altering mammals	217
Reduce adverse habitat alterations by excluding problematic species (terrestrial species)	217
Reduce adverse habitat alterations by excluding problematic species (aquatic species)	218
Remove problematic vegetation	218

Use buffer zones to reduce the impact of invasive plant control	218
3.11.7 Reduce parasitism and disease	219
Remove/control adult brood parasites	219
Remove/treat endoparasites and diseases	220
Alter artificial nest sites to discourage brood parasitism	220
Exclude or control 'reservoir species' to reduce parasite burdens	220
Remove brood parasite eggs from target species' nests	220
Remove/treat ectoparasites to increase survival or reproductive success (provide beneficial nesting material)	221
Remove/treat ectoparasites to increase survival or reproductive success (remove ectoparasites from feathers)	221
Use false brood parasite eggs to discourage brood parasitism	221
Remove/treat ectoparasites to increase survival or reproductive success (remove ectoparasites from nests)	221
3.11.8 Reduce detrimental impacts of other problematic species	222
Use copper strips to exclude snails from nests	222
3.12 Threat: Pollution	223
3.12.1 Industrial pollution	223
Use visual and acoustic 'scarers' to deter birds from landing on pools polluted by mining or sewage	223
Relocate birds following oil spills	224
Use repellents to deter birds from landing on pools polluted by mining	224
Clean birds after oil spills	224
3.12.2 Agricultural pollution	225
Leave headlands in fields unsprayed (conservation headlands)	225
Provide food for vultures to reduce mortality from diclofenac	226
Reduce pesticide, herbicide and fertiliser use generally	226
Reduce chemical inputs in permanent grassland management	226
Restrict certain pesticides or other agricultural chemicals	226
Make selective use of spring herbicides	227
Provide buffer strips along rivers and streams	227
Provide unfertilised cereal headlands in arable fields	227
Use buffer strips around in-field ponds	227
Use organic rather than mineral fertilisers	227
3.12.3 Air-borne pollutants	227
Use lime to reduce acidification in lakes	227
3.12.4 Excess energy	228
Shield lights to reduce mortality from artificial lights	228
Turning off lights to reduce mortality from artificial lights	228
Use flashing lights to reduce mortality from artificial lights	229
Use lights low in spectral red to reduce mortality from artificial lights	229
Reduce the intensity of lighthouse beams	229
Using volunteers to collect and rehabilitate downed birds	229
3.13 Threat: Climate change, extreme weather and geological events	230
Replace nesting habitats when they are washed away by storms	230
Water nesting mounds to increase incubation success in malleefowl	231

3.14	General responses to small/declining populations	232
3.14.1	Inducing breeding, rehabilitation and egg removal	232
	Rehabilitate injured birds	232
	Remove eggs from wild nests to increase reproductive output	232
	Use artificial visual and auditory stimuli to induce breeding in wild populations	233
3.14.2	Provide artificial nesting sites	233
	Provide artificial nests (falcons)	234
	Provide artificial nests (owls)	235
	Provide artificial nests (songbirds)	235
	Provide artificial nests (wildfowl)	236
	Clean artificial nests to increase occupancy or reproductive success	236
	Provide artificial nests (burrow-nesting seabirds)	237
	Provide artificial nests (divers/loons)	237
	Provide artificial nests (ground- and tree-nesting seabirds)	237
	Provide artificial nests (oilbirds)	237
	Provide artificial nests (raptors)	238
	Provide artificial nests (wildfowl – artificial/floating islands)	238
	Artificially incubate eggs or warm nests	238
	Guard nests	238
	Provide artificial nests (gamebirds)	239
	Provide artificial nests (grebes)	239
	Provide artificial nests (ibises and flamingos)	239
	Provide artificial nests (parrots)	239
	Provide artificial nests (pigeons)	240
	Provide artificial nests (rails)	240
	Provide artificial nests (rollers)	240
	Provide artificial nests (swifts)	240
	Provide artificial nests (trogons)	240
	Provide artificial nests (waders)	240
	Provide artificial nests (woodpeckers)	241
	Provide nesting habitat for birds that is safe from extreme weather	241
	Provide nesting material for wild birds	241
	Remove vegetation to create nesting areas	241
	Repair/support nests to support breeding	242
	Use differently-coloured artificial nests	242
3.14.3	Foster chicks in the wild	242
	Foster eggs or chicks with wild conspecifics (raptors)	243
	Foster eggs or chicks with wild non-conspecifics (cross-fostering) (songbirds)	243
	Foster eggs or chicks with wild conspecifics (bustards)	244
	Foster eggs or chicks with wild conspecifics (cranes)	244
	Foster eggs or chicks with wild conspecifics (gannets and boobies)	244
	Foster eggs or chicks with wild conspecifics (owls)	244
	Foster eggs or chicks with wild conspecifics (parrots)	244
	Foster eggs or chicks with wild conspecifics (vultures)	245
	Foster eggs or chicks with wild conspecifics (waders)	245
	Foster eggs or chicks with wild conspecifics (woodpeckers)	245
	Foster eggs or chicks with wild non-conspecifics (cross-fostering) (cranes)	245

Foster eggs or chicks with wild non-conspecifics (cross-fostering) (ibises)	245
Foster eggs or chicks with wild non-conspecifics (cross-fostering) (petrels and shearwaters)	246
Foster eggs or chicks with wild non-conspecifics (cross-fostering) (waders)	246
<b>3.14.4 Provide supplementary food</b>	246
Provide supplementary food to increase adult survival (songbirds)	248
Place feeders close to windows to reduce collisions	249
Provide calcium supplements to increase survival or reproductive success	249
Provide supplementary food to increase adult survival (cranes)	249
Provide supplementary food to increase reproductive success (gulls, terns and skuas)	249
Provide supplementary food to increase reproductive success (owls)	250
Provide supplementary food to increase reproductive success (raptors)	250
Provide supplementary food to increase reproductive success (songbirds)	250
Provide perches to improve foraging success	251
Provide supplementary food through the establishment of food populations	251
Provide supplementary food to allow the rescue of a second chick	252
Provide supplementary food to increase adult survival (gamebirds)	252
Provide supplementary food to increase adult survival (gulls, terns and skuas)	252
Provide supplementary food to increase adult survival (hummingbirds)	252
Provide supplementary food to increase adult survival (nectar-feeding songbirds)	253
Provide supplementary food to increase adult survival (pigeons)	253
Provide supplementary food to increase adult survival (raptors)	254
Provide supplementary food to increase adult survival (vultures)	254
Provide supplementary food to increase adult survival (waders)	254
Provide supplementary food to increase adult survival (wildfowl)	254
Provide supplementary food to increase adult survival (woodpeckers)	255
Provide supplementary food to increase reproductive success (auks)	255
Provide supplementary food to increase reproductive success (gamebirds)	255
Provide supplementary food to increase reproductive success (gannets and boobies)	255
Provide supplementary food to increase reproductive success (ibises)	256
Provide supplementary food to increase reproductive success (kingfishers)	256
Provide supplementary food to increase reproductive success (parrots)	256
Provide supplementary food to increase reproductive success (petrels)	256
Provide supplementary food to increase reproductive success (pigeons)	257
Provide supplementary food to increase reproductive success (rails and coots)	257
Provide supplementary food to increase reproductive success (vultures)	257
Provide supplementary food to increase reproductive success (waders)	258
Provide supplementary food to increase reproductive success (wildfowl)	258
Provide supplementary water to increase survival or reproductive success	258
<b>3.14.5 Translocations</b>	258
Translocate birds to re-establish populations or increase genetic variation (birds in general)	260
Translocate birds to re-establish populations or increase genetic variation (raptors)	260




Translocate birds to re-establish populations or increase genetic variation (parrots)	260
Translocate birds to re-establish populations or increase genetic variation (pelicans)	260
Translocate birds to re-establish populations or increase genetic variation (petrels and shearwaters)	261
Translocate birds to re-establish populations or increase genetic variation (rails)	261
Translocate birds to re-establish populations or increase genetic variation (songbirds)	261
Translocate birds to re-establish populations or increase genetic variation (wildfowl)	261
Translocate birds to re-establish populations or increase genetic variation (woodpeckers)	262
Use decoys to attract birds to new sites	262
Use techniques to increase the survival of species after capture	262
Use vocalisations to attract birds to new sites	262
Translocate birds to re-establish populations or increase genetic variation (gamebirds)	263
Alter habitats to encourage birds to leave	263
Ensure translocated birds are familiar with each other before release	263
Translocate birds to re-establish populations or increase genetic variation (auks)	263
Translocate birds to re-establish populations or increase genetic variation (herons, storks and ibises)	264
Translocate birds to re-establish populations or increase genetic variation (megapodes)	264
Translocate birds to re-establish populations or increase genetic variation (owls)	264
Translocate nests to avoid disturbance	264
Ensure genetic variation to increase translocation success	264
<b>3.15 Captive breeding, rearing and releases (<i>ex situ</i> conservation)</b>	<b>265</b>
<b>3.15.1 Captive breeding</b>	<b>265</b>
Artificially incubate and hand-rear birds in captivity (raptors)	266
Artificially incubate and hand-rear birds in captivity (seabirds)	267
Artificially incubate and hand-rear birds in captivity (songbirds)	267
Artificially incubate and hand-rear birds in captivity (wadlers)	267
Use captive breeding to increase or maintain populations (raptors)	268
Artificially incubate and hand-rear birds in captivity (bustards)	268
Artificially incubate and hand-rear birds in captivity (cranes)	268
Artificially incubate and hand-rear birds in captivity (gamebirds)	269
Artificially incubate and hand-rear birds in captivity (parrots)	269
Artificially incubate and hand-rear birds in captivity (penguins)	269
Artificially incubate and hand-rear birds in captivity (rails)	269
Artificially incubate and hand-rear birds in captivity (storks and ibises)	270
Artificially incubate and hand-rear birds in captivity (vultures)	270
Artificially incubate and hand-rear birds in captivity (wildfowl)	270
Freeze semen for artificial insemination	270

Use artificial insemination in captive breeding	271
Use captive breeding to increase or maintain populations (bustards)	271
Use captive breeding to increase or maintain populations (cranes)	271
Use captive breeding to increase or maintain populations (pigeons)	271
Use captive breeding to increase or maintain populations (rails)	272
Use captive breeding to increase or maintain populations (seabirds)	272
Use captive breeding to increase or maintain populations (songbirds)	272
Use captive breeding to increase or maintain populations (storks and ibises)	272
Use captive breeding to increase or maintain populations (tinamous)	273
Use puppets to increase the success of hand-rearing	273
Wash contaminated semen and use it for artificial insemination	273
Can captive breeding have deleterious effects?	273
<b>3.15.2 Release captive-bred individuals</b>	<b>274</b>
Provide supplementary food after release	275
Release captive-bred individuals into the wild to restore or augment wild populations (cranes)	275
Release captive-bred individuals into the wild to restore or augment wild populations (raptors)	275
Release captive-bred individuals into the wild to restore or augment wild populations (songbirds)	276
Release captive-bred individuals into the wild to restore or augment wild populations (vultures)	276
Clip birds' wings on release	276
Release birds as adults or sub-adults not juveniles	277
Release birds in groups	277
Release captive-bred individuals into the wild to restore or augment wild populations (bustards)	277
Release captive-bred individuals into the wild to restore or augment wild populations (gamebirds)	277
Release captive-bred individuals into the wild to restore or augment wild populations (owls)	278
Release captive-bred individuals into the wild to restore or augment wild populations (parrots)	278
Release captive-bred individuals into the wild to restore or augment wild populations (pigeons)	278
Release captive-bred individuals into the wild to restore or augment wild populations (rails)	278
Release captive-bred individuals into the wild to restore or augment wild populations (storks and ibises)	279
Release captive-bred individuals into the wild to restore or augment wild populations (waders)	279
Release captive-bred individuals into the wild to restore or augment wild populations (wildfowl)	279
Release chicks and adults in 'coveys'	280
Use 'anti-predator training' to improve survival after release	280
Use appropriate populations to source released populations	280
Use 'flying training' before release	280
Use holding pens at release sites	280
Use microlites to help birds migrate	281

 <b>4. FARMLAND CONSERVATION</b>	<b>283</b>
4.1 All farming systems	285
Create uncultivated margins around intensive arable or pasture fields	286
Plant grass buffer strips/margins around arable or pasture fields	287
Plant nectar flower mixture/wildflower strips	287
Plant wild bird seed or cover mixture	287
Provide or retain set-aside areas in farmland	288
Manage ditches to benefit wildlife	288
Manage hedgerows to benefit wildlife (includes no spray, gap-filling and laying)	288
Pay farmers to cover the cost of conservation measures (as in agri-environment schemes)	289
Provide supplementary food for birds or mammals	289
Connect areas of natural or semi-natural habitat	289
Increase the proportion of semi-natural habitat in the farmed landscape	290
Make direct payments per clutch for farmland birds	290
Manage the agricultural landscape to enhance floral resources	290
Mark bird nests during harvest or mowing	290
Plant new hedges	291
Provide nest boxes for bees (solitary bees or bumblebees)	291
Provide nest boxes for birds	291
Provide other resources for birds (water, sand for bathing)	292
Provide refuges during harvest or mowing	292
Apply 'cross compliance' environmental standards linked to all subsidy payments	292
Implement food labelling schemes relating to biodiversity-friendly farming (organic, LEAF marque)	292
Introduce nest boxes stocked with solitary bees	292
Maintain in-field elements such as field islands and rockpiles	292
Manage stone-faced hedge banks to benefit wildlife	292
Manage woodland edges to benefit wildlife	292
Plant in-field trees (not farm woodland)	292
Protect in-field trees (includes management such as pollarding and surgery)	292
Provide badger gates	292
Provide foraging perches (e.g. for shrikes)	292
Provide otter holts	292
Provide red squirrel feeders	292
Reduce field size (or maintain small fields)	292
Restore or maintain dry stone walls	292
Support or maintain low intensity agricultural systems	292
4.2 Arable farming	293
Create skylark plots	294
Leave cultivated, uncropped margins or plots (includes 'lapwing plots')	294
Create beetle banks	294
Leave overwinter stubbles	295
Reduce tillage	295
Undersow spring cereals, with clover for example	295
Convert or revert arable land to permanent grassland	296

Create rotational grass or clover leys	296
Increase crop diversity	296
Plant cereals in wide-spaced rows	296
Plant crops in spring rather than autumn	296
Plant nettle strips	297
Sow rare or declining arable weeds	297
Add 1% barley into wheat crop for corn buntings	297
Create corn bunting plots	297
Leave unharvested cereal headlands in arable fields	297
Use new crop types to benefit wildlife (such as perennial cereal crops)	297
Implement 'mosaic management', a Dutch agri-environment option	297
Plant more than one crop per field (intercropping)	298
Take field corners out of management	298
4.3 Perennial (non-timber) crops	299
Maintain traditional orchards	299
Manage short-rotation coppice to benefit wildlife (includes 8 m rides)	299
Restore or create traditional orchards	299
4.4 Livestock farming	300
Restore or create species-rich, semi-natural grassland	301
Use mowing techniques to reduce mortality	301
Delay mowing or first grazing date on grasslands	302
Leave uncut strips of rye grass on silage fields	302
Maintain species-rich, semi-natural grassland	302
Maintain traditional water meadows (includes management for breeding and/or wintering waders/waterfowl)	302
Maintain upland heath/moorland	303
Reduce management intensity on permanent grasslands (several interventions at once)	303
Restore or create traditional water meadows	304
Add yellow rattle seed <i>Rhinanthus minor</i> to hay meadows	304
Employ areas of semi-natural habitat for rough grazing (includes salt marsh, lowland heath, bog, fen)	304
Exclude livestock from semi-natural habitat (including woodland)	304
Maintain wood pasture and parkland	305
Plant cereals for whole crop silage	305
Raise mowing height on grasslands	305
Restore or create upland heath/moorland	305
Restore or create wood pasture	306
Use traditional breeds of livestock	306
Reduce grazing intensity on grassland (including seasonal removal of livestock)	306
Maintain rush pastures	307
Mark fencing to avoid bird mortality	307
Plant brassica fodder crops (grazed <i>in situ</i> )	307
Create open patches or strips in permanent grassland	307
Provide short grass for birds	307
Use mixed stocking	307

4.5 Threat: Residential and commercial development	308
Provide owl nest boxes (tawny owl, barn owl)	308
Maintain traditional farm buildings	308
Provide bat boxes, bat grilles, improvements to roosts	308
4.6 Threat: Agri-chemicals	309
Leave headlands in fields unsprayed (conservation headlands)	309
Reduce fertilizer, pesticide or herbicide use generally	310
Use organic rather than mineral fertilizers	310
Reduce chemical inputs in grassland management	310
Provide buffer strips alongside water courses (rivers and streams)	311
Restrict certain pesticides	311
Buffer in-field ponds	311
Make selective use of spring herbicides	311
4.7 Threat: Transport and service corridors	312
Manage land under power lines to benefit wildlife	312
4.8 Threat: Hunting and trapping (for pest control, food or sport)	313
Enforce legislation to protect birds against persecution	313
Provide 'sacrificial' grasslands to reduce the impact of wild geese on crops	314
Avoid use of lead shot	314
Use alerts to reduce grey partridge by-catch during shoots	314
Use scaring devices (e.g. gas guns) and other deterrents to reduce persecution of native species	314
4.9 Threat: Natural system modification	315
Raise water levels in ditches or grassland	315
Create scrapes and pools	316
Manage heather by swiping to simulate burning	316
Manage heather, gorse or grass by burning	316
Remove flood defence banks to allow inundation	316
Re-wet moorland	317
4.10 Threat: Invasive and other problematic species	318
Control predatory mammals and birds (foxes, crows, stoats and weasels)	319
Control scrub	319
Control weeds without damaging other plants in conservation areas	319
Protect individual nests of ground-nesting birds	319
Control grey squirrels	320
Erect predator-proof fencing around important breeding sites for waders	320
Manage wild deer numbers	320
Remove coarse fish	320
Control bracken	320
Control invasive non-native plants on farmland (such as Himalayan balsam, Japanese knotweed)	320
Control mink	320
Provide medicated grit for grouse	320
4.11 Threat: Education and awareness	321
Provide specialist advice, assistance preparing conservation plans	321
Provide training for land managers, farmers and farm advisers	321

 <b>5. FOREST CONSERVATION</b>	<b>323</b>
5.1 Threat: Residential and commercial development	325
5.1.1 Housing and urban areas	325
Compensate for woodland removal with compensatory planting	325
Incorporate existing trees or woods into the landscape of new developments	325
Provide legal protection of forests from development	325
5.1.2 Tourism and recreation areas	326
Adopt ecotourism	326
Create managed paths/signs to contain disturbance	326
Re-route paths, control access or close paths	326
Use warning signs to prevent fire	326
5.2 Threat: Agriculture	327
5.2.1 Livestock farming	327
Use wire fences within grazing areas to exclude livestock from specific forest sections	327
Prevent livestock grazing in forests	328
Reduce the intensity of livestock grazing in forests	328
Shorten livestock grazing period or control grazing season in forests	328
Provide financial incentives not to graze	329
5.3 Threat: Transport and service corridors	330
Maintain/create habitat corridors	330
5.4 Threat: Biological resource use	331
5.4.1 Thinning and wood harvesting	331
Log/remove trees within forests: effects on understory plants	332
Thin trees within forests: effects on understory plants	332
Thin trees within forests: effects on young trees	332
Use shelterwood harvest instead of clearcutting	332
Thin trees within forests: effects on mature trees	333
Log/remove trees within forests: effects on young trees	333
Use partial retention harvesting instead of clearcutting	333
Use summer instead of winter harvesting	333
Remove woody debris after timber harvest	334
Log/remove trees within forests: effect on mature trees	334
Log/remove trees within forests: effect on effects on non-vascular plants	334
Thin trees within forests: effects on non-vascular plants	335
Adopt continuous cover forestry	335
Use brush mats during harvesting to avoid soil compaction	335
5.4.2 Harvest forest products	335
Adopt certification	335
Sustainable management of non-timber products	336
5.4.3 Firewood	336
Provide fuel efficient stoves	336
Provide paraffin stoves	336

5.5	Habitat protection	337
5.5.1	Changing fire frequency	337
	Use prescribed fire: effect on understory plants	337
	Use prescribed fire: effect on young trees	338
	Use prescribed fire: effect on mature trees	338
	Mechanically remove understory vegetation to reduce wildfires	338
	Use herbicides to remove understory vegetation to reduce wildfires	338
5.5.2	Water management	339
	Construct water detention areas to slow water flow and restore riparian forests	339
	Introduce beavers to impede water flow in forest watercourses	339
	Recharge groundwater to restore wetland forest	339
5.5.3	Changing disturbance regime	339
	Use clearcutting to increase understory diversity	340
	Use group-selection harvesting	340
	Use shelterwood harvesting	341
	Thin trees by girdling (cutting rings around tree trunks)	341
	Use herbicides to thin trees	341
	Use thinning followed by prescribed fire	341
	Adopt conservation grazing of woodland	342
	Coppice trees	342
	Halo ancient trees	342
	Imitate natural disturbances by pushing over trees	342
	Pollard trees (top cutting or top pruning)	342
	Reintroduce large herbivores	342
	Retain fallen trees	342
5.6	Threat: Invasive and other problematic species	343
5.6.1	Invasive plants	343
	Manually/mechanically remove invasive plants	343
	Use herbicides to remove invasive plant species	343
	Use grazing to remove invasive plant species	344
	Use prescribed fire to remove invasive plant species	344
5.6.2	Native plants	344
	Manually/mechanically remove native plants	344
5.6.3	Herbivores	344
	Use wire fences to exclude large native herbivores	345
	Use electric fencing to exclude large native herbivores	345
	Control large herbivore populations	345
	Control medium-sized herbivores	345
	Use fencing to enclose large herbivores (e.g. deer)	345
5.6.4	Rodents	346
	Control rodents	346
5.6.5	Birds	346
	Control birds	346

5.7 Threat: Pollution	347
Maintain/create buffer zones	347
Remove nitrogen and phosphorus using harvested products	347
5.8 Threat: Climate change and severe weather	348
Prevent damage from strong winds	348
5.9 Habitat protection	349
Adopt community-based management to protect forests	349
Legal protection of forests	349
Adopt Protected Species legislation (impact on forest management)	350
5.10 Habitat restoration and creation	351
5.10.1 Restoration after wildfire	351
Thin trees after wildfire	351
Remove burned trees	352
Sow tree seeds after wildfire	352
Plant trees after wildfire	352
5.10.2 Restoration after agriculture	352
Restore wood pasture (e.g. introduce grazing)	353
5.10.3 Manipulate habitat to increase planted tree survival during restoration	353
Apply herbicides after restoration planting	353
Cover the ground using techniques other than plastic mats after restoration planting	354
Cover the ground with plastic mats after restoration planting	354
Use selective thinning after restoration planting	354
5.10.4 Restore forest community	354
Build bird-perches to enhance natural seed dispersal	355
Plant a mixture of tree species to enhance diversity	355
Sow tree seeds	355
Water plants to preserve dry tropical forest species	355
Restore woodland herbaceous plants using transplants and nursery plugs	355
Use rotational grazing to restore oak savannas	355
5.10.5 Prevent/encourage leaf litter accumulation	356
Remove or disturb leaf litter to enhance germination	356
Encourage leaf litter development in new planting	356
5.10.6 Increase soil fertility	356
Use vegetation removal together with mechanical disturbance to the soil	357
Add organic matter	357
Use fertilizer	358
Use soil scarification or ploughing to enhance germination	358
Add lime to the soil to increase fertility	358
Use soil disturbance to enhance germination (excluding scarification or ploughing)	359
Enhance soil compaction	359



5.11	Actions to improve survival and growth rate of planted trees	360
	Prepare the ground before tree planting	361
	Use mechanical thinning before or after planting	361
	Fence to prevent grazing after tree planting	362
	Use herbicide after tree planting	362
	Use prescribed fire after tree planting	362
	Apply insecticide to protect seedlings from invertebrates	362
	Add lime to the soil after tree planting	363
	Add organic matter after tree planting	363
	Cover the ground with straw after tree planting	363
	Improve soil quality after tree planting (excluding applying fertilizer)	363
	Manage woody debris before tree planting	363
	Use shading for planted trees	364
	Use tree guards or shelters to protect planted trees	364
	Use weed mats to protect planted trees	364
	Water seedlings	364
	Mechanically remove understory vegetation after tree planting	364
	Use different planting or seeding methods	365
	Use fertilizer after tree planting	365
	Apply fungicide to protect seedlings from fungal diseases	365
	Infect tree seedlings with mycorrhizae	365
	Introduce leaf litter to forest stands	365
	Plant a mixture of tree species to enhance the survival and growth of planted trees	365
	Reduce erosion to increase seedling survival	365
	Transplant trees	365
	Use pioneer plants or crops as nurse-plants	365
5.12	Education and awareness raising	366
	Provide education programmes about forests	366
	Raise awareness amongst the general public through campaigns and public information	366

## 6. PEATLAND CONSERVATION 367

6.1	Threat: Residential and commercial development	369
	Remove residential or commercial development from peatlands	369
	Retain/create habitat corridors in developed areas	369
6.2	Threat: Agriculture and aquaculture	370
6.2.1	Multiple farming systems	370
	Retain/create habitat corridors in farmed areas	370
	Implement 'mosaic management' of agriculture	371
6.2.2	Wood and pulp plantations	371
	Cut/remove/thin forest plantations	371
	Cut/remove/thin forest plantations and rewet peat	372
6.2.3	Livestock farming and ranching	373
	Exclude or remove livestock from degraded peatlands	373
	Reduce intensity of livestock grazing	374
	Use barriers to keep livestock off ungrazed peatlands	375

Change type of livestock	375
Change season/timing of livestock grazing	375
6.3 Threat: Energy production and mining	376
Replace blocks of vegetation after mining or peat extraction	376
Retain/create habitat corridors in areas of energy production or mining	377
6.4 Threat: Transportation and service corridors	378
Maintain/restore water flow across service corridors	378
Backfill trenches dug for pipelines	378
Retain/create habitat corridors across service corridors	378
6.5 Threat: Biological resource use	379
Reduce intensity of harvest	379
Reduce frequency of harvest	380
Use low impact harvesting techniques	380
Use low impact vehicles for harvesting	380
Implement 'mosaic management' when harvesting wild biological resources	380
Provide new technologies to reduce pressure on wild biological resources	380
6.6 Threat: Human intrusions and disturbance	381
Physically exclude vehicles from peatlands	381
Restrict vehicle use on peatlands	382
Restrict pedestrian access to peatlands	382
Physically exclude pedestrians from peatlands	382
Install boardwalks/paths to prevent trampling	382
Wear snowshoes to prevent trampling	382
Adopt ecotourism principles/create an ecotourism site	382
6.7 Threat: Natural system modifications	383
6.7.1 Modified water management	383
Rewet peatland (raise water table)	383
Irrigate peatland	386
Reduce water level of flooded peatlands	386
Restore natural water level fluctuations	386
6.7.2 Modified vegetation management	386
Cut/mow herbaceous plants to maintain or restore disturbance	387
Cut large trees/shrubs to maintain or restore disturbance	388
Use grazing to maintain or restore disturbance	389
Remove plant litter to maintain or restore disturbance	390
Use prescribed fire to maintain or restore disturbance	391
6.7.3 Modified wild fire regime	391
Thin vegetation to prevent wild fires	392
Rewet peat to prevent wild fires	392
Build fire breaks	392
Adopt zero burning policies near peatlands	392
6.8 Threat: Invasive and other problematic species	393
6.8.1 All problematic species	393
Implement biosecurity measures to prevent introductions of problematic species	393

6.8.2 Problematic plants	393
Use prescribed fire to control problematic plants	394
Physically remove problematic plants	395
Use cutting/mowing to control problematic herbaceous plants	396
Change season/timing of cutting/mowing	396
Use cutting to control problematic large trees/shrubs	397
Use herbicide to control problematic plants	398
Introduce an organism to control problematic plants	398
Physically damage problematic plants	398
Use grazing to control problematic plants	398
Use covers/barriers to control problematic plants	398
6.8.3 Problematic animals	399
Exclude wild herbivores using physical barriers	399
Control populations of wild herbivores	399
6.9 Threat: Pollution	400
6.9.1 Multiple sources of pollution	400
Divert/replace polluted water source(s)	400
Clean waste water before it enters the environment	401
Slow down input water to allow more time for pollutants to be removed	401
Retain or create buffer zones between pollution sources and peatlands	402
Use artificial barriers to prevent pollution entering peatlands	402
Reduce fertilizer or herbicide use near peatlands	402
Manage fertilizer or herbicide application near peatlands	402
6.9.2 Agricultural and aquacultural effluents	402
Convert to organic agriculture or aquaculture near peatlands	402
Limit the density of livestock on farmland near peatlands	402
Use biodegradable oil in farming machinery	402
6.9.3 Industrial and military effluents	402
Remove oil from contaminated peatlands	403
6.9.4 Airborne pollutants	403
Remove pollutants from waste gases before they enter the environment	403
Add lime to reduce acidity and/or increase fertility	403
Drain/replace acidic water	404
6.10 Threat: Climate change and severe weather	405
Add water to peatlands to compensate for drought	405
Plant shelter belts to protect peatlands from wind	405
Build barriers to protect peatlands from the sea	405
Restore/create peatlands in areas that will be climatically suitable in the future	405
6.11 Habitat creation and restoration	406
6.11.1 General habitat creation and restoration	406
Restore/create peatland vegetation (multiple interventions)	406
Restore/create peatland vegetation using the moss layer transfer technique	407

6.11.2 Modify physical habitat only	408
Fill/block ditches to create conditions suitable for peatland plants	409
Remove upper layer of peat/soil	409
Excavate pools	410
Reprofile/relandscape peatland	411
Disturb peatland surface to encourage growth of desirable plants	411
Add inorganic fertilizer	412
Cover peatland with organic mulch	412
Cover peatland with something other than mulch	413
Stabilize peatland surface to help plants colonize	413
Build artificial bird perches to encourage seed dispersal	413
Roughen peat surface to create microclimates	414
Bury upper layer of peat/soil	414
Introduce nurse plants	414
6.11.3 Introduce peatland vegetation	414
Add mosses to peatland surface	414
Add mixed vegetation to peatland surface	415
Directly plant peatland mosses	416
Directly plant peatland herbs	416
Directly plant peatland trees/shrubs	417
Introduce seeds of peatland herbs	417
Introduce seeds of peatland trees/shrubs	418
6.12 Actions to complement planting	420
Cover peatland with organic mulch (after planting)	421
Cover peatland with something other than mulch (after planting)	421
Reprofile/relandscape peatland (before planting)	422
Add inorganic fertilizer (before/after planting)	423
Introduce nurse plants (to aid focal peatland plants)	424
Irrigate peatland (before/after planting)	424
Create mounds or hollows (before planting)	424
Add fresh peat to peatland (before planting)	425
Remove vegetation that could compete with planted peatland vegetation	425
Add root-associated fungi to plants (before planting)	425
Add lime (before/after planting)	426
Add organic fertilizer (before/after planting)	426
Rewet peatland (before/after planting)	426
Remove upper layer of peat/soil (before planting)	426
Bury upper layer of peat/soil (before planting)	426
Encapsulate planted moss fragments in beads/gel	426
Use fences or barriers to protect planted vegetation	426
Protect or prepare vegetation before planting (other interventions)	426
6.13 Habitat protection	427
Legally protect peatlands	427
Pay landowners to protect peatlands	428
Increase 'on the ground' protection (e.g. rangers)	428
Create legislation for 'no net loss' of wetlands	428
Adopt voluntary agreements to protect peatlands	428
Allow sustainable use of peatlands	428

6.14 Education and awareness	429
Raise awareness amongst the public (general)	429
Provide education or training programmes about peatlands or peatland management	430
Lobby, campaign or demonstrate to protect peatlands	430
Raise awareness amongst the public (wild fire)	430
Raise awareness amongst the public (problematic species)	430
Raise awareness through engaging volunteers in peatland management or monitoring	430

## 7. PRIMATE CONSERVATION 431

7.1 Threat: Residential and commercial development	433
Remove and relocate 'problem' animals	433
Relocate primates to non-residential areas	434
Discourage the planting of fruit trees and vegetable gardens on the urban edge biodiversity-friendly farming	434
7.2 Threat: Agriculture	435
Humans chase primates using random loud noise	436
Prohibit (livestock) farmers from entering protected areas	437
Use nets to keep primates out of fruit trees	437
Create natural habitat islands within agricultural land	437
Use fences as biological corridors for primates	437
Provide sacrificial rows of crops on outer side of fields	437
Compensate farmers for produce loss caused by primates	437
Pay farmers to cover the costs of non-harmful strategies to deter primates	437
Retain nesting trees/shelter for primates within agricultural fields	437
Plant nesting trees/shelter for primates within agricultural fields	437
Regularly remove traps and snares around agricultural fields	437
Certify farms and market their products as 'primate friendly'	437
Farm more intensively and effectively in selected areas and spare more natural land	437
Install mechanical barriers to deter primates (e.g. fences, ditches)	438
Use of natural hedges to deter primates	438
Use of unpalatable buffer crops	438
Change of crop (i.e. to a crop less palatable to primates)	438
Plant crops favoured by primates away from primate areas	438
Destroy habitat within buffer zones to make them unusable for primates	438
Use GPS and/or VHF tracking devices on individuals of problem troops to provide farmers with early warning of crop raiding	438
Chase crop-raiding primates using dogs	438
Train langur monkeys to deter rhesus macaques	438
Use loud-speakers to broadcast sounds of potential threats (e.g. barking dogs, explosions, gunshots)	438
Use loud-speakers to broadcast primate alarm calls	438
Strategically lay out the scent of a primate predator (e.g. leopard, lion)	438
Humans chase primates using bright light	438
7.3 Threat: Energy production and mining	439
Minimize ground vibrations caused by open cast mining activities	439

Establish no-mining zones in/near watersheds so as to preserve water levels and water quality	439
Use 'set-aside' areas of natural habitat for primate protection within mining area	439
Certify mines and market their products as 'primate friendly' (e.g. ape-friendly cellular phones)	439
Create/preserve primate habitat on islands before dam construction	439
7.4 Threat: Transportation and service corridors	440
Install rope or pole (canopy) bridges	441
Install green bridges (overpasses)	441
Implement speed limits in particular areas (e.g. with high primate densities) to reduce vehicle collisions with primates	441
Reduce road widths	441
Impose fines for breaking the speed limit or colliding with primates	441
Avoid building roads in key habitat or migration routes	441
Implement a minimum number of roads (and minimize secondary roads) needed to reach mining extraction sites	441
Re-use old roads rather than building new roads	441
Re-route vehicles around protected areas	441
Install speed bumps to reduce vehicle collisions with primates	441
Provide adequate signage of presence of primates on or near roads	441
7.5 Threat: Biological resource use	442
7.5.1 Hunting	442
Conduct regular anti-poaching patrols	443
Regularly de-activate/remove ground snares	443
Provide better equipment (e.g. guns) to anti-poaching ranger patrols	443
Implement local no-hunting community policies/traditional hunting ban	444
Implement community control of patrolling, banning hunting and removing snares	444
Strengthen/support/re-install traditions/taboo that forbid the killing of primates	444
Implement monitoring surveillance strategies (e.g. SMART) or use monitoring data to improve effectiveness of wildlife law enforcement patrols	445
Provide training to anti-poaching ranger patrols	445
Implement no-hunting seasons for primates	445
Implement sustainable harvesting of primates (e.g. with permits, resource access agreements)	445
Encourage use of traditional hunting methods rather than using guns	445
Implement road blocks to inspect cars for illegal primate bushmeat	445
Provide medicine to local communities to control killing of primates for medicinal purposes	445
Introduce ammunition tax	445
Inspect bushmeat markets for illegal primate species	445
Inform hunters of the dangers (e.g., disease transmission) of wild primate meat	445
7.5.2 Substitution	446
Use selective logging instead of clear-cutting	447

Avoid/minimize logging of important food tree species for primates	447
Use patch retention harvesting instead of clear-cutting	447
Implement small and dispersed logging compartments	447
Use shelter wood cutting instead of clear-cutting	447
Leave hollow trees in areas of selective logging for sleeping sites	447
Clear open patches in the forest	447
Thin trees within forests	447
Coppice trees	447
Manually control or remove secondary mid-storey and ground-level vegetation	447
Avoid slashing climbers/lianas, trees housing them, hemi-epiphytic figs, and ground vegetation	447
Incorporate forested corridors or buffers into logged areas	447
Close non-essential roads as soon as logging operations are complete	447
Use 'set-asides' for primate protection within logging area	447
Work inward from barriers or boundaries (e.g. river) to avoid pushing primates toward an impassable barrier or inhospitable habitat	448
Reduce the size of forestry teams to include employees only (not family members)	448
Certify forest concessions and market their products as 'primate friendly'	448
Provide domestic meat to workers of the logging company to reduce hunting	448
<b>7.6 Threat: Human intrusions and disturbance</b>	449
Implement a 'no-feeding of wild primates' policy	449
Put up signs to warn people about not feeding primates	450
Resettle illegal human communities (i.e. in a protected area) to another location	450
Build fences to keep humans out	450
Restrict number of people that are allowed access to the site	450
Install 'primate-proof' garbage bins	450
Do not allow people to consume food within natural areas where primates can view them	450
<b>7.7 Threat: Natural system modifications</b>	451
Use prescribed burning within the context of home range size and use	451
Protect important food/nest trees before burning	451
<b>7.8 Threat: Invasive and other problematic species and genes</b>	452
<b>7.8.1 Problematic animal/plant species and genes</b>	452
Reduce primate predation by non-primate species through exclusion (e.g. fences) or translocation	453
Reduce primate predation by other primate species through exclusion (e.g. fences) or translocation	453
Control habitat-altering mammals (e.g. elephants) through exclusion (e.g. fences) or translocation	453
Control inter-specific competition for food through exclusion (e.g. fences) or translocation	453
Remove alien invasive vegetation where the latter has a clear negative effect on the primate species in question	453

Prevent gene contamination by alien primate species introduced by humans, through exclusion (e.g. fences) or translocation	453
7.8.2 Disease transmission	453
Preventative vaccination of habituated or wild primates	454
Wear face-masks to avoid transmission of viral and bacterial diseases to primates	455
Keep safety distance to habituated animals	455
Limit time that researchers/tourists are allowed to spend with habituated animals	455
Implement quarantine for primates before reintroduction/translocation	456
Ensure that researchers/tourists are up-to-date with vaccinations and healthy	456
Regularly disinfect clothes, boots etc	456
Treat sick/injured animals	456
Remove/treat external/internal parasites to increase reproductive success/survival	457
Conduct veterinary screens of animals before reintroducing/translocating them	457
Implement continuous health monitoring with permanent vet on site	458
Detect and report dead primates and clinically determine their cause of death to avoid disease transmission	458
Implement quarantine for people arriving at, and leaving the site	458
Wear gloves when handling primate food, tool items, etc	458
Control 'reservoir' species to reduce parasite burdens/pathogen sources	458
Avoid contact between wild primates and human-raised primates	458
Implement a health programme for local communities	458
7.9 Threat: Pollution	459
7.9.1 Garbage/solid waste	459
Reduce garbage/solid waste to avoid primate injuries	459
Remove human food waste that may potentially serve as food sources for primates to avoid disease transmission and conflict with humans	459
7.9.2 Excess energy	460
Reduce noise pollution by restricting development activities to certain times of the day/night	460
7.10 Education and Awareness	461
Educate local communities about primates and sustainable use	461
Involve local community in primate research and conservation management	462
Regularly play TV and radio announcements to raise primate conservation awareness	462
Implement multimedia campaigns using theatre, film, print media, and discussions	462
Install billboards to raise primate conservation awareness	463
Integrate local religion/taboo into conservation education	463
7.11 Habitat protection	464
7.11.1 Habitat protection	464
Create/protect habitat corridors	464
Legally protect primate habitat	465



Establish areas for conservation which are not protected by national or international legislation (e.g. private sector standards and codes)	465
Create/protect forest patches in highly fragmented landscapes	465
Create buffer zones around protected primate habitat	466
Demarcate and enforce boundaries of protected areas	466
7.11.2 Habitat creation or restoration	466
Plant indigenous trees to re-establish natural tree communities in clear-cut areas	466
Restore habitat corridors	467
Plant indigenous fast-growing trees (will not necessarily resemble original community) in clear-cut areas	467
Use weeding to promote regeneration of indigenous tree communities	467
7.12 Species management	468
7.12.1 Species management	468
Guard habituated primate groups to ensure their safety/well-being	468
Habituate primates to human presence to reduce stress from tourists/researchers etc	469
Implement legal protection for primate species under threat	469
Implement birth control to stabilize primate community/population size	469
7.12.2 Species recovery	470
Regularly and continuously provide supplementary food to primates	470
Regularly provide supplementary food to primates during resource scarce periods only	470
Provide supplementary food for a certain period of time only	471
Provide additional sleeping platforms/nesting sites for primates	471
Provide artificial water sources	471
Provide salt licks for primates	472
Provide supplementary food to primates through the establishment of prey populations	472
7.12.3 Species reintroduction	472
Reintroduce primates into habitat where the species is absent	473
Translocate (capture and release) wild primates from development sites to natural habitat elsewhere	473
Translocate (capture and release) wild primates from abundant population areas to non-inhabited environments	473
Allow primates to adapt to local habitat conditions for some time before introduction to the wild	474
Reintroduce primates in groups	474
Reintroduce primates as single/multiple individuals	475
Reintroduce primates into habitat where the species is present	475
Reintroduce primates into habitat with predators	475
Reintroduce primates into habitat without predators	476
7.12.4 <i>Ex-situ</i> conservation	476
Captive breeding and reintroduction of primates into the wild: born and reared in cages	476
Captive breeding and reintroduction of primates into the wild: limited free-ranging experience	477

Captive breeding and reintroduction of primates into the wild: born and raised in a free-ranging environment	477
Rehabilitate injured/orphaned primates	477
Fostering appropriate behaviour to facilitate rehabilitation	478
7.13 Livelihood; economic and other incentives	479
7.13.1 Provide benefits to local communities for sustainably managing their forest and its wildlife	479
Provide monetary benefits to local communities for sustainably managing their forest and its wildlife (e.g. REDD, employment)	479
Provide non-monetary benefits to local communities for sustainably managing their forest and its wildlife (e.g. better education, infrastructure development)	480
7.13.2 Long-term presence of research/tourism project	480
Run research project and ensure permanent human presence at site	481
Run tourism project and ensure permanent human presence at site	481
Permanent presence of staff/managers	482

## 8. SHRUBLAND AND HEATHLAND CONSERVATION 483

8.1 Threat: Residential and commercial development	485
Remove residential or commercial development	485
Maintain/create habitat corridors in developed areas	485
8.2 Threat: Agriculture and aquaculture	486
Reduce number of livestock	486
Use fences to exclude livestock from shrublands	487
Change type of livestock	488
Shorten the period during which livestock can graze	488
8.3 Threat: Energy production and mining	489
Maintain/create habitat corridors in areas of energy production or mining	489
8.4 Threat: Biological resource use	490
Legally protect plant species affected by gathering	490
Place signs to deter gathering of shrubland species	490
Reduce the frequency of prescribed burning	490
8.5 Threat: Transportation and service corridors	491
Maintain habitat corridors over or under roads and other transportation corridors	491
Create buffer zones besides roads and other transportation corridors	491
8.6 Threat: Human intrusions and disturbance	492
Re-route paths to reduce habitat disturbance	492
Use signs and access restrictions to reduce disturbance	492
Plant spiny shrubs to act as barriers to people	492
8.7 Threat: Natural system modifications	493
8.7.1 Modified fire regime	493
Use prescribed burning to mimic natural fire cycle	493
Use prescribed burning to reduce the potential for large wild fires	493

Cut strips of vegetation to reduce the spread of fire	493
8.7.2 Modified vegetation management	493
Reinstate the use of traditional burning practices	494
Use cutting/mowing to mimic grazing	494
Increase number of livestock	494
8.8 Threat: Invasive and other problematic species	496
8.8.1 Problematic tree species	496
Apply herbicide to trees	496
Cut trees	497
Cut trees and remove leaf litter	497
Cut trees and remove seedlings	497
Use prescribed burning to control trees	497
Use grazing to control trees	498
Cut trees and apply herbicide	498
Cut trees and use prescribed burning	498
Increase number of livestock and use prescribed burning to control trees	498
Cut/mow shrubland to control trees	499
Cut trees and increase livestock numbers	499
8.8.2 Problematic grass species	499
Cut/mow to control grass	500
Cut/mow to control grass and sow seed of shrubland plants	500
Rake to control grass	500
Cut/mow and rotovate to control grass	501
Apply herbicide and sow seeds of shrubland plants to control grass	501
Apply herbicide and remove plants to control grass	501
Use grazing to control grass	502
Use prescribed burning to control grass	502
Cut and use prescribed burning to control grass	502
Use herbicide and prescribed burning to control grass	502
Strip turf to control grass	502
Rotovate to control grass	503
Add mulch to control grass	503
Add mulch to control grass and sow seed	503
Cut/mow, rotovate and sow seeds to control grass	503
Use herbicide to control grass	504
8.8.3 Bracken	505
Use herbicide to control bracken	505
Cut to control bracken	506
Cut and apply herbicide to control bracken	506
Cut bracken and rotovate	507
Use 'bracken bruiser' to control bracken	507
Use herbicide and remove leaf litter to control bracken	507
Cut and burn bracken	507
Use herbicide and sow seed of shrubland plants to control bracken	507
Increase grazing intensity to control bracken	508
Use herbicide and increase livestock numbers to control bracken	508

8.8.4 Problematic animals	508
Use fences to exclude large herbivores	508
Reduce numbers of large herbivores	508
Use biological control to reduce the number of problematic invertebrates	508
8.9 Threat: Pollution	509
Mow shrubland to reduce impact of pollutants	509
Burn shrublands to reduce impacts of pollutants	510
Plant vegetation to act as a buffer to exclude vegetation	510
Reduce pesticide use on nearby agricultural/forestry land	510
Reduce herbicide use on nearby agricultural/forestry land	510
Reduce fertilizer use on nearby agricultural/forestry land	510
Add lime to shrubland to reduce the impacts of sulphur dioxide pollution	510
8.10 Threat: Climate change and severe weather	511
Restore habitat in area predicted to have suitable habitat for shrubland species in the future	511
Improve connectivity between areas of shrubland to allow species movements and habitat shifts in response to climate change	511
8.11 Threat: Habitat protection	512
Legally protect shrubland	512
Legally protect habitat around shrubland	512
8.12 Habitat restoration and creation	513
8.12.1 General restoration	513
Allow shrubland to regenerate without active management	513
Restore/create connectivity between shrublands.	514
8.12.2 Modify physical habitat	514
Add topsoil	515
Disturb vegetation	515
Strip topsoil	516
Remove leaf litter	516
Add sulphur to soil	516
Use erosion blankets/mats to aid plant establishment	516
Add mulch and fertilizer to soil	517
Add manure to soil	517
Irrigate degraded shrublands	517
Remove trees/crops to restore shrubland structure	517
Remove trees, leaf litter and topsoil	517
Add peat to soil	517
Burn leaf litter	517
8.12.3 Introduce vegetation or seeds	517
Sow seeds	518
Plant individual plants	519
Sow seeds and plant individual plants	519
Spread clippings	519
Build bird perches to encourage colonization by plants	520
Plant turf	520


8.13 Actions to benefit introduced vegetation	521
Add fertilizer to soil (alongside planting/seeding)	521
Add peat to soil (alongside planting/seeding)	522
Add mulch and fertilizer to soil (alongside planting/seeding)	522
Add gypsum to soil (alongside planting/seeding)	522
Add sulphur to soil (alongside planting/seeding)	522
Strip/disturb topsoil (alongside planting/seeding)	523
Add topsoil (alongside planting/seeding)	523
Plant seed balls	523
Plant/sow seeds of nurse plants alongside focal plants	523
Plant/seed under established vegetation	524
Plant shrubs in clusters	524
Add root associated bacteria/fungi to introduced plants	524
8.14 Education and awareness	525
Raise awareness amongst the general public	525
Provide education programmes about shrublands	525

## **100** 9. MANAGEMENT OF CAPTIVE ANIMALS **527**

9.1 <i>Ex-situ</i> conservation – breeding amphibians	529
9.1.1 Refining techniques using less threatened species	529
Identify and breed a similar species to refine husbandry techniques prior to working with target species	529
9.1.2 Changing environmental conditions/microclimate	530
Vary enclosure temperature to simulate seasonal changes in the wild	530
Vary quality or quantity (UV% or gradients) of enclosure lighting to simulate seasonal changes in the wild	531
Provide artificial aquifers for species which breed in upwelling springs	531
Vary artificial rainfall to simulate seasonal changes in the wild	531
Vary enclosure humidity to simulate seasonal changes in the wild using humidifiers, foggers/misters or artificial rain	531
Vary duration of enclosure lighting to simulate seasonal changes in the wild	532
Simulate rainfall using sound recordings of rain and/or thunderstorms	532
Allow temperate amphibians to hibernate	532
Allow amphibians from highly seasonal environments to have a period of dormancy	532
Vary water flow/speed of artificial streams in enclosures for torrent breeding species	532
9.1.3 Changing enclosure design for spawning or egg laying sites	532
Provide multiple egg laying sites within an enclosure	532
Provide natural substrate for species which do not breed in water (e.g. burrowing/tunnel breeders)	533
Provide particular plants as breeding areas or egg laying sites	533
9.1.4 Manipulate social conditions	533
Manipulate sex ratio within the enclosure	533
Separate sexes in non-breeding periods	534
Play recordings of breeding calls to simulate breeding season in the wild	534

Allow female mate choice	534
Provide visual barriers for territorial species	535
Manipulate adult density within the enclosure	535
9.1.5 Changing the diet of adults	535
Supplement diets with carotenoids (including for colouration)	535
Increase caloric intake of females in preparation for breeding	536
Vary food provision to reflect seasonal availability in the wild	536
Formulate adult diet to reflect nutritional composition of wild foods	536
Supplement diets with vitamins/calcium fed to prey (e.g. prey gut loading)	536
Supplement diets with vitamins/calcium applied to food (e.g. dusting prey).	536
9.1.6 Manipulate rearing conditions for young	536
Manipulate temperature of enclosure to improve development or survival to adulthood	537
Formulate larval diets to improve development or survival to adulthood	537
Manipulate larval density within the enclosure	537
Leave infertile eggs at spawn site as food for egg-eating larvae	538
Manipulate humidity to improve development or survival to adulthood	538
Manipulate quality and quantity of enclosure lighting to improve development or survival to adulthood	538
Allow adults to attend their eggs	538
9.1.7 Artificial reproduction	538
Use artificial cloning from frozen or fresh tissue	538
9.2 Promoting health and welfare in captive carnivores (felids, canids and ursids) through feeding practices	539
9.2.1 Diet and food type	539
Provide bones, hides or partial carcasses	540
Feed whole carcasses (with or without organs/gastrointestinal tract)	540
Feed commercially prepared diets	540
Feed plant-derived protein	541
Supplement meat-based diets with prebiotic plant material to facilitate digestion	541
Supplement meat-based diet with amino acid	541
Supplement meat-based diet with vitamins or minerals	541
Supplement meat-based diet with fatty acids	541
Increase variety of food items	541
9.2.2 Food presentation and enrichment	542
Hide food around enclosure	542
Present food frozen in ice	542
Present food inside objects (e.g. Boomer balls)	543
Provide devices to simulate live prey, including sounds, lures, pulleys and bungees	543
Change location of food around enclosure	543
Scatter food around enclosure	544
Provide live vertebrate prey	544
Provide live invertebrate prey	544
Present food in/on water	544
Use food as a reward in animal training	544

9.2.3 Feeding schedule	544
Provide food on a random temporal schedule	545
Allocate fast days	545
Alter food abundance or type seasonally	545
Provide food during natural active periods	546
Use automated feeders	546
Alter feeding schedule according to visitor activity	546
Provide food during visitor experiences	546
9.2.4 Social feeding	546
Feed individuals separately	546
Feed individuals within a social group	546
Hand-feed	546
9.3 Promoting natural feeding behaviours in primates in captivity	547
9.3.1 Food Presentation	547
Scatter food throughout enclosure	548
Hide food in containers (including boxes and bags)	548
Present food frozen in ice	548
Present food items whole instead of processed	548
Present feeds at different crowd levels	548
Maximise both vertical and horizontal presentation locations	549
Present food in puzzle feeders	549
Present food in water (including dishes and ponds)	549
Present food dipped in food colouring	549
Provide live vegetation in planters for foraging	549
Present food which required the use (or modification) of tools	550
Paint gum solutions on rough bark	550
Add gum solutions to drilled hollow feeders	550
9.3.2 Diet manipulation	550
Formulate diet to reflect nutritional composition of wild foods (including removal of domestic fruits)	550
Provide cut branches (browse)	551
Provide live invertebrates	551
Provide fresh produce	551
Provide gum (including artificial gum)	551
Provide nectar (including artificial nectar)	551
Provide herbs or other plants for self-medication	551
Modify ingredients/nutrient composition seasonally (not daily) to reflect natural variability	552
9.3.3 Feeding Schedule	552
Change feeding times	552
Change the number of feeds per day	552
Provide food at natural (wild) feeding times	553
Provide access to food at all times (day and night)	553
Use of automated feeders	553



9.3.4 Social group manipulation	553
Feed individuals in social groups	553
Feed individuals separately	553
Feed individuals in subgroups	553
 10. SOME ASPECTS OF CONTROL OF FRESHWATER INVASIVE SPECIES	555
10.1 Threat: Invasive plants	557
10.1.1 Parrot's feather <i>Myriophyllum aquaticum</i>	557
Chemical control using the herbicide 2,4-D	558
Chemical control using the herbicide carfentrazone-ethyl	558
Chemical control using the herbicide triclopyr	558
Chemical control using the herbicide diquat	558
Chemical control using the herbicide endohall	559
Chemical control using other herbicides	559
Reduction of trade through legislation and codes of conduct	559
Biological control using herbivores	560
Water level drawdown	560
Biological control using plant pathogens	560
Mechanical harvesting or cutting	560
Mechanical excavation	561
Removal using water jets	561
Suction dredging and diver-assisted suction removal	561
Manual harvesting (hand-weeding)	561
Use of lightproof barriers	561
Dye application	561
Biological control using fungal-based herbicides	561
Use of salt	561
Decontamination / preventing further spread	561
Public education	561
Multiple integrated measures	561
10.1.2 Floating pennywort <i>Hydrocotyle ranunculoides</i>	561
Chemical control using herbicides	562
Flame treatment	562
Physical removal	562
Combination treatment using herbicides and physical removal	562
Biological control using co-evolved, host-specific herbivores	563
Use of hydrogen peroxide	563
Biological control using fungal-based herbicides	563
Biological control using native herbivores	563
Environmental control (e.g. shading, reduced flow, reduction of rooting depth, or dredging)	563
Excavation of banks	563
Public education	563
Use of liquid nitrogen	563



10.1.3 Water primrose <i>Ludwigia spp</i>	563
Biological control using co-evolved, host specific herbivores	564
Chemical control using herbicides	564
Combination treatment using herbicides and physical removal	565
Physical removal	565
Biological control using fungal-based herbicides	565
Biological control using native herbivores	565
Environmental control (e.g. shading, reduced flow, reduction of rooting depth, or dredging)	565
Excavation of banks	565
Public education	565
Use of a tarpaulin	565
Use of flame treatment	565
Use of hydrogen peroxide	565
Use of liquid nitrogen	565
Use of mats placed on the bottom of the waterbody	565
10.1.4 Skunk cabbage <i>Lysichiton americanus</i>	566
Chemical control using herbicides	566
Physical removal	566
Biological control using co-evolved, host-specific herbivores	567
Biological control using fungal-based herbicides	567
Biological control using native herbivores	567
Combination treatment using herbicides and physical removal	567
Environmental control (e.g. shading, or promotion of native plants)	567
Public education	567
Use of a tarpaulin	567
Use of flame treatment	567
Use of hydrogen peroxide	567
Use of liquid nitrogen	567
10.1.5 New Zealand pigmyweed <i>Crassula helmsii</i>	567
Chemical control using herbicides	568
Decontamination to prevent further spread	568
Use lightproof barriers to control plants	569
Use salt water to kill plants	569
Use a combination of control methods	569
Use dyes to reduce light levels	569
Use grazing to control plants	569
Use hot foam to control plants	570
Use hydrogen peroxide to control plants	570
Alter environmental conditions to control plants (e.g. shading by succession, increasing turbidity, re-profiling or dredging)	570
Biological control using fungal-based herbicides	570
Biological control using herbivores	570
Bury plants	570
Dry out waterbodies	570
Physical control using manual/mechanical control or dredging	570
Plant other species to suppress growth	570
Public education	570
Surround with wire mesh	570

Use flame throwers	570
Use hot water	570
Use of liquid nitrogen	570
10.2 Threat: Invasive molluscs	571
10.2.1 Asian clams	571
Add chemicals to the water	571
Change salinity of water	572
Mechanical removal	572
Change temperature of water	572
Clean equipment	572
Use of gas-impermeable barriers	573
Reduce oxygen in water	573
Change pH of water	573
Drain the invaded waterbody	573
Exposure to disease-causing organisms	573
Exposure to parasites	573
Hand removal	573
Public awareness and education.	573
10.3 Threat: Invasive crustaceans	574
10.3.1 Ponto-Caspian gammarids	574
Change salinity of the water	574
Change water temperature	575
Dewatering (drying out) habitat	575
Exposure to parasites	575
Add chemicals to water	575
Change water pH	576
Control movement of gammarids	576
Biological control using predatory fish	576
Cleaning equipment	576
Exchange ballast water	576
Exposure to disease-causing organisms	576
10.3.2 <i>Procambarus</i> spp. crayfish	576
Add chemicals to the water	577
Sterilization of males	577
Trapping and removal	577
Trapping combined with encouragement of predators	577
Create barriers	578
Encouraging predators	578
Draining the waterway	578
Food source removal	578
Relocate vulnerable crayfish	578
Remove the crayfish by electrofishing	578
10.4 Threat: Invasive fish	579
10.4.1 Brown and black bullheads	579
Application of a biocide	580
Netting	580
Biological control of beneficial species	580

Biological control using native predators	580
Changing salinity	580
Changing pH	580
Draining invaded waterbodies	580
Electrofishing	580
Habitat manipulation	580
Increasing carbon dioxide concentrations	580
Public education	580
Trapping using sound or pheromonal lures	580
Using a combination of netting and electrofishing	580
UV radiation	580
<b>10.4.2 Ponto-Caspian gobies</b>	<b>581</b>
Changing salinity	581
Use of barriers to prevent migration	582
Application of a biocide	582
Biological control of beneficial species	582
Biological control using native predators	582
Changing pH	582
Draining invaded waterbodies	582
Electrofishing	582
Habitat manipulation	582
Increasing carbon dioxide concentrations	582
Netting	582
Public education	582
Trapping using visual, sound and pheromonal lures	582
Using a combination of netting and electrofishing	582
UV radiation	582
<b>10.5 Threat: Invasive reptiles</b>	<b>583</b>
<b>10.5.1 Red-eared terrapin <i>Trachemys scripta</i></b>	<b>583</b>
Direct removal of adults	583
Application of a biocide	584
Biological control using native predators	584
Draining invaded waterbodies	584
Public education	584
Search and removal using sniffer dogs	584
<b>10.6 Threat: Invasive amphibians</b>	<b>585</b>
<b>10.6.1 American bullfrog <i>Lithobates catesbeiana</i></b>	<b>585</b>
Biological control using native predators	585
Direct removal of adults	586
Direct removal of juveniles	586
Application of a biocide	586
Biological control of co-occurring beneficial species	587
Collection of egg clutches	587
Draining ponds	587
Fencing	587
Habitat modification	587
Pond destruction	587
Public education	587

	<b>11. SOME ASPECTS OF ENHANCING NATURAL PEST CONTROL</b>	<b>589</b>
11.1	Reducing agricultural pollution	591
	Alter the timing of insecticide use	591
	Delay herbicide use	592
	Incorporate parasitism rates when setting thresholds for insecticide use	593
	Use pesticides only when pests or crop damage reach threshold levels	593
	Convert to organic farming	594
11.2	All farming systems	596
	Grow non-crop plants that produce chemicals that attract natural enemies	596
	Use chemicals to attract natural enemies	597
	Leave part of the crop or pasture unharvested or uncut	598
	Plant new hedges	599
	Use alley cropping	599
	Use mass-emergence devices to increase natural enemy populations	600
11.3	Arable farming	601
	Combine trap and repellent crops in a push-pull system	601
	Use crop rotation in potato farming systems	602
	Create beetle banks	603
	Incorporate plant remains into the soil that produce weed-controlling chemicals	604
11.4	Perennial farming	606
	Exclude ants that protect pests	606
	Allow natural regeneration of ground cover beneath perennial crops	607
	Isolate colonies of beneficial ants	608
11.5	Livestock farming and pasture	609
	Grow plants that compete with damaging weeds	609
	Delay mowing or first grazing date on pasture or grassland	610
	Use grazing instead of cutting for pasture or grassland management	611
	Use mixed pasture	611
	<b>12. ENHANCING SOIL FERTILITY</b>	<b>613</b>
12.1	Reducing agricultural pollution	615
	Change the timing of manure application	615
	Reduce fertilizer, pesticide or herbicide use generally	616
12.2	All farming systems	617
	Control traffic and traffic timing	617
	Change tillage practices	618
	Convert to organic farming	620
	Plant new hedges	620
	Change the timing of ploughing	621
12.3	Arable farming	622
	Amend the soil using a mix of organic and inorganic amendments	623
	Grow cover crops when the field is empty	623
	Use crop rotation	624

Amend the soil with formulated chemical compounds	625
Grow cover crops beneath the main crop (living mulches) or between crop rows	626
Add mulch to crops	626
Amend the soil with fresh plant material or crop remains	627
Amend the soil with manures and agricultural composts	628
Amend the soil with municipal wastes or their composts	629
Incorporate leys into crop rotation	629
Retain crop residues	629
Amend the soil with bacteria or fungi	630
Amend the soil with composts not otherwise specified	630
Amend the soil with crops grown as green manures	631
Amend the soil with non-chemical minerals and mineral wastes	631
Amend the soil with organic processing wastes or their composts	631
Encourage foraging waterfowl	632
Use alley cropping	632
<b>12.4 Livestock and pasture farming</b>	<b>633</b>
Reduce grazing intensity	633
Restore or create low input grasslands	634

## **13. SUBTIDAL BENTHIC INVERTEBRATE CONSERVATION** **635**

<b>13.1 Threat: Energy production and mining</b>	<b>637</b>
<b>13.1.1 Oil and gas drilling</b>	<b>637</b>
Bury drill cuttings in the seabed rather than leaving them on the seabed surface	637
Cease or prohibit oil and gas drilling	637
Cease or prohibit the deposit of drill cuttings on the seabed	637
Dispose of drill cuttings on land rather than on the seabed	638
Limit the thickness of drill cuttings	638
Recycle or repurpose fluids used in the drilling process	638
Remove drill cuttings after decommissioning	638
Set limits for change in sediment particle size during aggregate extraction	638
Use water-based muds instead of oil-based muds (drilling fluids) in the drilling process	638
<b>13.1.2 General</b>	<b>638</b>
Bury pipelines instead of surface laying and rock dumping	638
Leave pipelines and infrastructure in place following decommissioning	638
Limit the amount of stabilisation material used	638
Remove pipelines and infrastructure following decommissioning	638
Set limits for change in sediment particle size during rock dumping	638
Use stabilisation material that can be more easily recovered at decommissioning stage	638
<b>13.1.3 Mining, quarrying, and aggregate extraction</b>	<b>639</b>
Cease or prohibit aggregate extraction	639
Cease or prohibit marine mining	640
Extract aggregates from a vessel that is moving rather than static	641

Leave mining waste (tailings) in place following cessation of disposal operations	641
Cease or prohibit mining waste (tailings) disposal at sea	642
Limit, cease, or prohibit sediment discard during aggregate extraction	642
Remove discarded sediment material from the seabed following cessation of aggregate extraction	642
13.1.4 Renewable energy	643
Co-locate aquaculture systems with other activities and other infrastructures (such as wind farms) to maximise use of marine space	643
Limit the number and/or extent of, or prohibit additional, renewable energy installations in an area	643
13.2 Threat: Transportation and service corridors	644
13.2.1 Utility and service lines	644
Bury cables and pipelines in the seabed rather than laying them on the seabed	644
Leave utility and service lines in place after decommissioning	644
Remove utility and service lines after decommissioning	644
Set limits on the area that can be covered by utility and service lines at one location	644
Use a different technique when laying and burying cables and pipelines	645
Use cables and pipelines of smaller width	645
13.2.2 Shipping lanes	645
Cease or prohibit shipping	645
Divert shipping routes	646
Limit, cease or prohibit anchoring from ships/boats/vessels	646
Limit, cease or prohibit recreational boating	646
Periodically move and relocate moorings	646
Provide additional moorings to reduce anchoring	646
Reduce ships/boats/vessels speed limits	646
Set limits on hull depth	646
Use a different type of anchor	646
Use moorings which reduce or avoid contact with the seabed (eco-moorings)	646
13.3 Threat: Biological resource use	647
13.3.1 Spatial and Temporal Management	647
Cease or prohibit all towed (mobile) fishing gear	647
Cease or prohibit all types of fishing	649
Cease or prohibit bottom trawling	650
Cease or prohibit dredging	650
Cease or prohibit commercial fishing	651
Establish temporary fisheries closures	652
Cease or prohibit midwater/semi-pelagic trawling	654
Cease or prohibit static fishing gear	654
13.3.2 Effort and Capacity Reduction	654
Establish territorial user rights for fisheries	654
Install physical barriers to prevent trawling	655

Eliminate fisheries subsidies that encourage overfishing	655
Introduce catch shares	655
Limit the density of traps	655
Limit the number of fishing days	656
Limit the number of fishing vessels	656
Limit the number of traps per fishing vessels	656
Purchase fishing permits and/or vessels from fishers	656
Set commercial catch quotas	656
Set commercial catch quotas and habitat credits systems	656
Set habitat credits systems	656
<b>13.3.3 Reduce Unwanted catch, Discards and Impacts on seabed communities</b>	656
Fit one or more mesh escape panels/windows to trawl nets	658
Fit one or more soft, semi-rigid, or rigid grids or frames to trawl nets	659
Modify the design of dredges	659
Modify the position of traps	660
Use a larger codend mesh size on trawl nets	661
Use a midwater/semi-pelagic trawl instead of bottom/demersal trawl	661
Fit a funnel (such as a sievenet) or other escape devices on shrimp/prawn trawl nets	662
Fit one or more mesh escape panels/windows and one or more soft, rigid or semi-rigid grids or frames to trawl nets	662
Fit one or more mesh escape panels/windows to trawl nets and use a square mesh instead of a diamond mesh codend	663
Fit one or more soft, semi-rigid, or rigid grids or frames and increase the mesh size of pots and traps	663
Fit one or more soft, semi-rigid, or rigid grids or frames on pots and traps	664
Fit one or more soft, semi-rigid, or rigid grids or frames to trawl nets and use square mesh instead of a diamond mesh at the codend	664
Hand harvest instead of using a dredge	665
Increase the mesh size of pots and traps	665
Modify the design of traps	666
Modify the design/attachments of a shrimp/prawn W-trawl net	666
Reduce the number or modify the arrangement of tickler chains/chain mats on trawl nets	667
Use a larger mesh size on trammel nets	667
Use a pulse trawl instead of a beam trawl	668
Use a smaller beam trawl	668
Use a square mesh instead of a diamond mesh codend on trawl nets	669
Use an otter trawl instead of a beam trawl	669
Use an otter trawl instead of a dredge	669
Use different bait species in traps	670
Use traps instead of fishing nets	670
Fit one or more mesh escape panels/windows on pots and traps	671
Limit the maximum weight and/or size of bobbins on the footrope	671
Modify harvest methods of macroalgae	671
Modify trawl doors to reduce sediment penetration	671
Outfit trawls with a raised footrope	671

Release live unwanted catch first before handling commercial species	671
Set unwanted catch quotas	671
Use alternative means of getting mussel seeds rather than dredging from natural mussel beds	671
Use hook and line fishing instead of other fishing methods	671
Use lower water pressure during hydraulic dredging	671
Use more than one net on otter trawls	671
13.4 Threat: Human intrusions and disturbances	672
13.4.1 Recreational Activities	672
Limit, cease or prohibit access for recreational purposes	672
Limit, cease or prohibit recreational diving	672
Limit, cease or prohibit recreational fishing and/or harvesting	672
13.5 Threat: Invasive and other problematic species, genes and diseases	673
13.5.1 Aquaculture	673
Implement quarantine to avoid accidental introduction of disease, non-native or problem species	674
Implement regular inspections to avoid accidental introduction of disease or non-native or problem species	674
Import spat and/or eggs to aquaculture facilities rather than juveniles and adults to reduce the risk of introducing hitchhiking species	674
Prevent the attachment of biofouling organisms/species in aquaculture	674
Reduce and/or eradicate aquaculture escapees in the wild	674
Remove biofouling organisms/species in aquaculture	674
Source spat and juveniles from areas or hatcheries not infested with diseases or non-native or problematic species	674
Use native species instead of non-native species in aquaculture systems	674
Use sterile individuals in aquaculture systems using non-native species	674
13.5.2 Shipping, transportation and anthropogenic structures	674
Clean anthropogenic platforms, structures or equipment	675
Clean the hull, anchor and chain of commercial and recreational vessels	675
Limit, cease or prohibit ballast water exchange in specific areas	675
Treat ballast water before exchange	675
Use antifouling coatings on the surfaces of vessels and anthropogenic structures	675
13.5.3 Other	675
Remove or capture non-native, invasive or other problematic species	675
Limit, cease or prohibit the sale and/or transportation of commercial non-native species	676
Use biocides or other chemicals to control non-native, invasive or other problematic species	676
Use biological control to manage non-native, invasive or other problematic species populations	676
Use of non-native, invasive or other problematic species from populations established in the wild for recreational or commercial purposes	676



13.6 Threat: Pollution	677
13.6.1 General	677
Add chemicals or minerals to sediments to remove or neutralise pollutants	677
Establish pollution emergency plans	678
Transplant/translocate 'bioremediating' species	678
13.6.2 Domestic and urban wastewater	678
Limit, cease or prohibit the dumping of sewage sludge	678
Set or improve minimum sewage treatment standards	679
Limit the amount of storm wastewater overflow	680
Limit, cease or prohibit the dumping of untreated sewage	680
13.6.3 Industrial and military effluents	680
Remove or clean-up oil pollution following a spill	680
Set regulatory ban on marine burial of nuclear waste	681
Use double hulls to prevent oil spills	681
13.6.4 Aquaculture effluents	681
Cease or prohibit aquaculture activity	682
Leave a fallow period during fish/shellfish farming	682
Improve fish food and pellets to reduce aquaculture waste production	683
Locate aquaculture systems in areas with fast currents	683
Locate aquaculture systems in already impacted areas	683
Locate aquaculture systems in vegetated areas	683
Locate artificial reefs near aquaculture systems (and vice versa) to act as biofilters	683
Moor aquaculture cages so they move in response to changing current direction	683
Reduce aquaculture stocking densities	683
Reduce the amount of antibiotics used in aquaculture systems	683
Reduce the amount of pesticides used in aquaculture systems	683
Use other bioremediation methods in aquaculture	683
Use species from more than one level of a food web in aquaculture systems	683
13.6.5 Agricultural and forestry effluents	684
Create artificial wetlands to reduce the amount of pollutants reaching the sea	684
Establish aquaculture to extract the nutrients from run-offs	684
Regulate the use, dosage and disposal of agrichemicals	684
Treat wastewater from intensive livestock holdings	684
13.6.6 Garbage and solid waste	684
Bury electricity cables to reduce electromagnetic fields	685
Install stormwater traps or grids	685
Limit, cease or prohibit discharge of solid waste overboard from vessels	685
Recover lost fishing gear	685
Remove litter from the marine environment	685
Use biodegradable panels in fishing pots	685
13.6.7 Excess energy	685
Limit, cease or prohibit industrial and urban lighting at night	685
Limit, cease or prohibit the discharge of cooling effluents from power stations	685

Limit, cease or prohibit the use of sonars	685
Reduce underwater noise (other than sonar)	685
13.6.8 Other pollution	686
Restrict the use of tributyltin or other toxic antifouling coatings	686
Remove and clean-up shoreline waste disposal sites	687
Limit, cease or prohibit the discharge of waste effluents overboard from vessels	687
Use non-toxic antifouling coatings on surfaces	687
13.7 Threat: Climate change and severe weather	688
Create a Marine Protected Area or set levels of legal protection where natural climate refugia occur to further promote the persistence and recovery of species facing climate change	689
Limit, cease or prohibit the degradation and/or removal of carbon sequestering species and/or habitats	689
Manage climate-driven range extensions of problematic species	689
Promote natural carbon sequestration species and/or habitats	689
Restore habitats and/or habitat-forming (biogenic) species following extreme events	689
Transplant captive-bred or hatchery-reared individuals of habitat-forming (biogenic) species that are resistant to climate change	689
Transplant/release climate change-resistant captive-bred or hatchery-reared individuals to re-establish or boost native populations	689
13.8 Habitat protection	690
Designate a Marine Protected Area and introduce some fishing restrictions (types unspecified)	691
Designate a Marine Protected Area and prohibit all types of fishing	692
Designate a Marine Protected Area and prohibit the harvesting of sea urchins	696
Designate a Marine Protected Area with a zonation system of activity restrictions	696
Designate a Marine Protected Area and install physical barriers to prevent trawling	699
Designate a Marine Protected Area and only allow hook and line fishing	699
Designate a Marine Protected Area and prohibit all towed (mobile) fishing gear	700
Designate a Marine Protected Area and prohibit aquaculture activity	701
Designate a Marine Protected Area and prohibit bottom trawling	701
Designate a Marine Protected Area and prohibit commercial fishing	702
Designate a Marine Protected Area and prohibit dredging	703
Designate a Marine Protected Area and prohibit the harvesting of conch	704
Establish community-based fisheries management	704
Designate a Marine Protected Area and limit the density of traps	705
Designate a Marine Protected Area and limit the number of fishing vessels	705
Designate a Marine Protected Area and prohibit static fishing gear	705
Designate a Marine Protected Area and prohibit the harvesting of scallops	705
Designate a Marine Protected Area and set a no-anchoring zone	705
Designate a Marine Protected Area without setting management measures, usage restrictions, or enforcement	705

Designate a Particularly Sensitive Sea Area (PSSA) to regulate impactful maritime activities	705
Engage with stakeholders when designing Marine Protected Areas	705
13.9 Habitat restoration and creation	706
13.9.1 Natural habitat restoration	706
Restore biogenic habitats (other methods) - Restore oyster reefs	707
Translocate habitat-forming (biogenic) species - Translocate reef-forming corals	709
Install a pump on or above the seabed in docks, ports, harbour, or other coastal areas to increase oxygen concentration	710
Refill disused borrow pits	710
Restore biogenic habitats (other methods) - Restore mussel beds	711
Restore biogenic habitats (other methods) - Restore seagrass beds/meadows	711
Restore coastal lagoons	712
Translocate habitat-forming (biogenic) species - Translocate reef- or bed-forming molluscs	713
Transplant captive-bred or hatchery-reared habitat-forming (biogenic) species	714
13.9.2 Habitat enhancement	714
Provide artificial shelters	715
Landscape or artificially enhance the seabed (natural habitats)	715
Use green engineering techniques on artificial structures - Cover subsea cables with artificial reefs	716
Use green engineering techniques on artificial structures - Cover subsea cables with materials that encourage the accumulation of natural sediments	716
Use green engineering techniques on artificial structures - Modify rock dump to make it more similar to natural substrate	716
13.9.3 Artificial habitat creation	717
Create artificial reefs	717
Create artificial reefs of different 3-D structure and material used	719
Locate artificial reefs near aquaculture systems to benefit from nutrient run-offs	720
Repurpose obsolete offshore structures to act as artificial reefs	721
Place anthropogenic installations (e.g. windfarms) in an area such that they create artificial habitat and reduce the level of fishing activity	721
13.9.4 Other habitat restoration and creation interventions	721
Offset habitat loss from human activity by restoring or creating habitats elsewhere	722
Remove and relocate habitat-forming (biogenic) species before onset of impactful activities	722
Pay monetary compensation for habitat damage remediation	723
13.10 Species management	724
Translocate species - Translocate molluscs	725
Transplant/release captive-bred or hatchery-reared species - Transplant/release crustaceans	726

Transplant/release captive-bred or hatchery-reared species - Transplant/ release molluscs	727
Cease or prohibit the harvesting of scallops	728
Tag species to prevent illegal fishing or harvesting	728
Translocate species - Translocate crustaceans	729
Translocate species - Translocate worms	729
Transplant/release captive-bred or hatchery-reared species in predator exclusion cages	730
Cease or prohibit the harvest of conch	730
Cease or prohibit the harvest of sea urchins	730
Establish size limitations for the capture of recreational species	730
Provide artificial shelters following release	730
Remove and relocate invertebrate species before onset of impactful activities	730
Set recreational catch quotas	730
<b>13.11 Education and awareness</b>	<b>731</b>
Provide educational or other training programmes about the marine environment to improve behaviours towards marine invertebrates	731
Organise educational marine wildlife tours to improve behaviours towards marine invertebrates	732



# Introduction

---

This book has been created to help you make decisions about practical conservation management by providing an assessment, from the available scientific evidence, of what works and what does not work in conservation. It also tells you if no evidence has been found about whether or not a conservation intervention is effective. This is the 2020 edition of *What Works in Conservation*, which was first published in 2015 and is updated annually.

## Who is *What Works in Conservation* for?

This book is for people who have to make decisions about how best to support or conserve biodiversity. These include land managers, conservationists in the public or private sector, farmers, campaigners, advisors or consultants, policymakers, researchers or people taking action to protect local wildlife. *What Works in Conservation* and the associated synopses summarize scientific evidence relevant to conservation objectives and the actions that could be taken to achieve them. *What Works in Conservation* also provides an assessment of the effectiveness of interventions based on available evidence.

We do not aim to make decisions for people, but to support decision-making by providing what evidence there is (or is not) about the effects that your planned actions could have. It is important that you read the full details of the evidence, freely available online at [www.conservationevidence.com](http://www.conservationevidence.com), before making any decisions about implementing an intervention.

## The Conservation Evidence project

The Conservation Evidence project has four parts, all of which are available from our website [conservationevidence.com](http://conservationevidence.com):

1. An ever-expanding searchable **database of over 6,600 summaries** of previously published scientific papers, reports, reviews or systematic reviews that document the effects of interventions.

2. **Synopses** of the evidence captured in part 1) relating to particular species groups, habitats or conservation issues. Synopses bring together the evidence for all possible interventions. Synopses are also available to purchase in printed book form, or can be downloaded for free as electronic material.
3. *What Works in Conservation* provides an assessment of the effectiveness of interventions based on available evidence. It contains both the key messages from the evidence for each conservation intervention from the relevant synopses, and an assessment of the effectiveness of each intervention by expert panels.
4. An online, **open access journal**, the *Conservation Evidence Journal* that publishes new pieces of research on the effects of conservation management interventions. All our papers are written by, or in conjunction with, those who carried out the conservation work and include some monitoring of its effects.

Alongside this project, the Centre for Evidence-Based Conservation (<http://www.cebc.bangor.ac.uk>) and the Collaboration for Environmental Evidence (<http://www.environmentalevidence.org>) carry out and compile systematic reviews of evidence on the effectiveness of particular conservation interventions. We recommend carrying out a systematic review, which is more comprehensive than our summaries of evidence, when decisions have to be made with particularly important consequences. Systematic reviews are included in the Conservation Evidence database.

## Which conservation interventions are included?

Lists of interventions for each synopsis are developed and agreed in partnership with an advisory board made up of international conservationists and academics with expertise in the subject. We aim to include all actions that have been carried out or advised for the conservation of the specific group of species or habitat or for the specific conservation issue.

The lists of interventions are organized into categories based on the International Union for the Conservation of Nature (IUCN) classifications of direct threats and conservation actions (<https://www.iucnredlist.org/resources/classification-schemes>). Interventions are primarily grouped according to the relevant direct threats. However, some interventions

can be used in response to many different threats and so these have been grouped according to conservation action.

## How we review the literature

We gather evidence by searching relevant scientific journals from volume one through to the most recent volume. Thirty general conservation journals are regularly searched by Conservation Evidence. Specialist journals are also searched for each synopsis (300 have been searched so far) as well as over 300 non-English journals. We also search reports, unpublished literature and evidence provided by our advisory boards. Two of the synopses used systematic mapping exercises undertaken by, or in partnership with, other institutions. Systematic mapping uses a rigorous search protocol (involving an array of specified search terms) to retrieve studies from several scientific databases. Evidence published in languages other than English is included when it is identified. Evidence from all around the world is included in synopses. One exception is farmland conservation, which only covers northern Europe (all European countries west of Russia, but not those south of France, Switzerland, Austria, Hungary and Romania). Any apparent bias towards evidence from some regions in a particular synopsis reflects the current biases in published research papers available to Conservation Evidence.

The criteria for inclusion of studies in the Conservation Evidence database are as follows:

- A conservation intervention must have been carried out.
- The effects of the intervention must have been monitored quantitatively.

These criteria exclude studies examining the effects of specific interventions without actually doing them. For example, predictive modelling studies and studies looking at species distributions in areas with long-standing management histories (correlative studies) are excluded. Such studies can suggest that an intervention could be effective, but do not provide direct evidence of a causal relationship between the intervention and the observed biodiversity pattern.

For each study we summarise the results that are relevant to each intervention. Unless specifically stated, results reflect statistical tests performed on the data within the papers.



## What does *What Works in Conservation* include?

*What Works in Conservation* includes **only the key messages from each synopsis**, which provide a rapid overview of the evidence. These messages are condensed from the summary text for each intervention within each synopsis. **For the full text and references see [www.conservationevidence.com](http://www.conservationevidence.com)**

Panels of experts have assessed the collated evidence for each intervention to determine effectiveness, certainty of the evidence and, in most cases, whether there are negative side-effects (harms). Using these assessments, interventions are categorized based on a combination of effectiveness (the size of benefit or harm) and certainty (the strength of the evidence). The following categories are used: Beneficial, Likely to be beneficial, Trade-off between benefit and harms, Unknown effectiveness, Unlikely to be beneficial, Likely to be ineffective or harmful (for more details see below).

## Expert assessment of the evidence

The average of several experts' opinions has been shown to be a more reliable and accurate assessment than the opinion of a single expert. We therefore ask a panel of experts to use their judgement to assess whether evidence within the synopsis indicates that an intervention is effective or not. They are also asked to assess how certain they are of the effectiveness given the quality of evidence available for that intervention (certainty of the evidence). Negative side-effects described in the collated evidence are also assessed (harms). They base their assessment solely on the evidence in the synopsis. We use a modified Delphi method to quantify the effectiveness and certainty of evidence of each intervention, based on the summarized evidence. The Delphi method is a structured process that involves asking a panel of experts to state their individual opinion on a subject by scoring anonymously. They can then revise their own scores after seeing a summary of scores and comments from the rest of the panel. Final scores are then collated. Scores and comments are kept anonymous throughout the process so that participants are not overly influenced by any single member of the panel.

For each intervention, experts are asked to read the summarized evidence in the synopsis and then score to indicate their assessment of the following:

**Effectiveness:** 0 = no effect, 100% = always effective.

The score uses an assessment by independent experts of the effectiveness of this action based on the summarized evidence (0% = not effective, 100% = highly effective). This score is based on the direction and size of the effects reported in each study. Actions with high scores typically have large, desirable effects on the target species/habitat in each study. There is some variation between actions, e.g. 100% effectiveness in adding underpasses under roads for bat conservation will likely have different impacts to 100% effectiveness in restoring marsh habitat. The effectiveness score does not consider the quantity or quality of studies; a single, poorly designed study could generate a high effectiveness score. The effectiveness score is combined with the certainty and harms scores to determine the overall effectiveness category (for more details see <https://www.conservationevidence.com/content/page/79>)

**Certainty of the evidence:** 0 = no evidence, 100% = high quality evidence; complete certainty. This is certainty of effectiveness of intervention, not of harms.

An assessment by independent experts of the certainty of the evidence for this action based on the summarized evidence (0% = no evidence, 100% = high quality evidence). How certain can we be that the effectiveness score applies to all targets of the intervention (e.g. all birds for an action in the bird synopsis)? This score is based on the number, quality and coverage (species, habitats, geographical locations) of studies. Actions with high scores are supported by lots of well-designed studies with a broad coverage relative to the scope of the intervention. However, the definition of “lots” and “well-designed” will vary between interventions and synopses depending on the breadth of the subject. The certainty score is combined with the effectiveness and harms scores to determine the overall effectiveness category.

**Harms:** 0 = none, 100% = major negative side-effects to the group of species/habitat of concern.

An assessment by independent experts of the harms of this action to the target group of species/habitat, based on the summarized evidence (0% = none, 100% = major undesirable effects). Undesirable effects on other groups of species/habitats are not considered in this score. The harms score is combined with the effectiveness and certainty scores to determine the overall effectiveness category.

## Categorization of interventions

After one or two rounds of initial scoring, interventions are categorized by their effectiveness, as assessed by the expert panel. The median score from all the experts' assessments is calculated for the effectiveness, certainty and harms for each intervention. Categorization is based on these median values i.e. on a combination of the size of the benefit and harm and the strength of the evidence. The table and figure overleaf show how interventions are categorized using the median scores. There is an important distinction between lack of benefit and lack of evidence of benefit.

Once interventions are categorized, experts are given the chance to object if they believe an intervention has been categorized incorrectly. Interventions that receive a specified number (depending on the size of the panel) of strong objections from experts are re-scored by the expert panel and re-categorized accordingly. Experts did not see the categories for the farmland synopsis or for the 'Reduce predation by other species' section of the bird synopsis and so those categories are based on the second round of scoring.

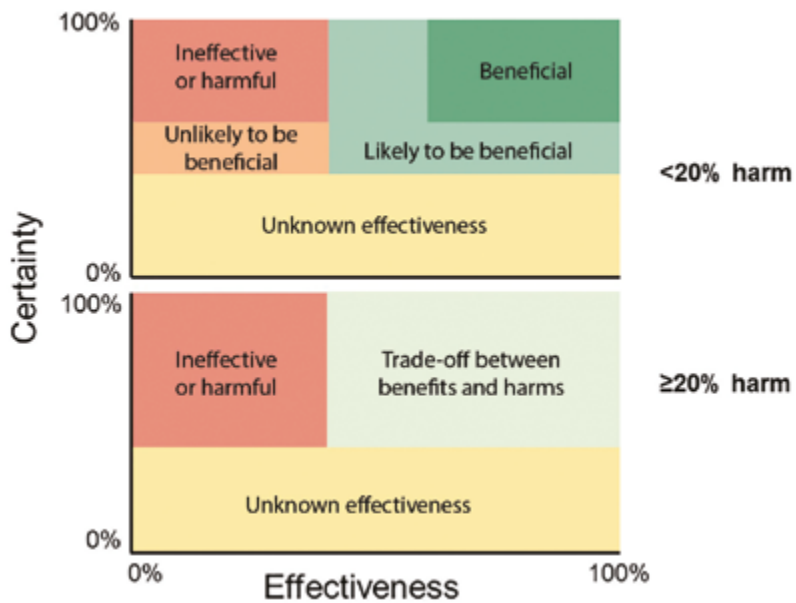
## How to use *What Works in Conservation*

Please remember that the categories provided in this book are meant as a guide and a starting point in assessing the effectiveness of conservation interventions. The assessments are based on the available evidence for the target group of species for each intervention and may therefore refer to different species or habitat to the one(s) you are considering. Before making any decisions about implementing interventions it is vital that you read the more detailed accounts of the evidence, in order to assess their relevance to your species or system. Full details of the evidence are available at [www.conservationevidence.com](http://www.conservationevidence.com).

There may also be significant negative side-effects on the target groups or other species or communities that have not been identified in our assessment. A lack of evidence means that we have been unable to assess whether or not an intervention is effective or has any harmful impacts.

Table of categories of effectiveness

Category	Description	General criteria	Thresholds
<b>Beneficial</b>	Effectiveness has been demonstrated by clear evidence. Expectation of harms is small compared with the benefits	High median benefit score High median certainty score Low median harm score	Effectiveness: >60% Certainty: >60% Harm: <20%
<b>Likely to be beneficial</b>	Effectiveness is less well established than for those listed under 'beneficial' <b>OR</b> There is clear evidence of medium effectiveness	High benefit score Lower certainty score Low harm score <b>OR</b> Medium benefit score High certainty score Low harm score	Effectiveness: >60% Certainty: 40–60% Harm: <20% <b>OR</b> Effectiveness: 40–60% Certainty: ≥40% Harm: <20%
<b>Trade-off between benefit and harms</b>	Interventions for which practitioners must weigh up the beneficial and harmful effects according to individual circumstances and priorities	Medium benefit and medium harm scores <b>OR</b> High benefit and high harm scores High certainty score	Effectiveness: ≥40% Certainty: ≥40% Harm: ≥20%
<b>Unknown effectiveness (limited evidence)</b>	Currently insufficient data, or data of inadequate quality	Low certainty score	Effectiveness: Any Certainty: <40% Harm: Any
<b>Unlikely to be beneficial</b>	Lack of effectiveness is less well established than for those listed under 'likely to be ineffective or harmful'	Low benefit score Medium certainty score and/or some variation between experts	Effectiveness: <40% Certainty: 40–60% Harm: <20%
<b>Likely to be ineffective or harmful</b>	Ineffectiveness or harmfulness has been demonstrated by clear evidence	Low benefit score High certainty score (regardless of harms) <b>OR</b> Low benefit score High harm score (regardless of certainty of effectiveness)	Effectiveness: <40% Certainty: >60% Harm: Any <b>OR</b> Effectiveness: <40% Certainty: ≥ 40% Harm: ≥20%



Categories of effectiveness based on a combination of effectiveness (the size of the benefit and harm) and certainty (the strength of the evidence). The top graph refers to interventions with harms  $<20\%$  and the bottom graph to interventions with harms  $\geq 20\%$ .

# 1. AMPHIBIAN CONSERVATION

Rebecca K. Smith, Helen Meredith & William J. Sutherland

## Expert assessors

**Ariadne Angulo**, Co-Chair of the Amphibian Specialist Group, Peru

**Robert Brodman**, Saint Joseph's College, Indiana, USA

**Andrew Cunningham**, Institute of Zoology, Zoological Society of London, UK

**Jeff Dawson**, Durrell Wildlife Conservation Trust, UK

**Rob Gandola**, University of Southampton, UK

**Jaime García Moreno**, International Union for Conservation of Nature, The Netherlands

**Trent Garner**, Institute of Zoology, Zoological Society of London, UK

**Richard Griffiths**, Durrell Institute of Conservation and Ecology, UK

**Sergei Kuzmin**, Russian Academy of Sciences

**Michael Lanoo**, Indiana University, USA

**Michael Lau**, WWF-Hong Kong

**James Lewis**, Amphibian Survival Alliance/Global Wildlife Conservation, USA

**An Martel**, Ghent University, Belgium

**LeGrand Nono Gonwouo**, Cameroon Herpetology-Conservation Biology Foundation

**Deanna Olson**, US Forest Service

**Timo Paasikunnas**, Curator of Conservation at Helsinki Zoo, Finland

**Frank Pasmans**, Ghent University, Belgium

**Silviu Petrovan**, Froglife, UK

**Carlos Martínez Rivera**, Philadelphia Zoo, USA

**Gonçalo Rosa**, Institute of Zoology, Zoological Society of London, UK

**David Sewell**, Durrell Institute of Conservation and Ecology, UK

**Rebecca K. Smith**, University of Cambridge, UK

**Ben Tapley**, Herpetology Department, Zoological Society of London, UK

**Jeanne Tarrant**, Endangered Wildlife Trust, South Africa

**Karthikeyan Vasudevan**, Wildlife Institute of India

**Victor Wasonga**, National Museums of Kenya

**Ché Weldon**, North-West University, South Africa

**Sally Wren**, Amphibian Specialist Group Programme Officer, New Zealand

**Scope of assessment:** for native wild amphibian species across the world.

**Assessed:** 2014.

**Effectiveness measure** is the median % score for effectiveness.

**Certainty measure** is the median % certainty of evidence for effectiveness, determined by the quantity and quality of the evidence in the synopsis.

**Harm measure** is the median % score for negative side-effects to the group of species of concern.

This book is meant as a guide to the evidence available for different conservation interventions and as a starting point in assessing their effectiveness. The assessments are based on the available evidence for the target group of species for each intervention. The assessment may therefore refer to different species or habitat to the one(s) you are considering. Before making any decisions about implementing interventions it is vital that you read the more detailed accounts of the evidence in order to assess their relevance for your study species or system.

Full details of the evidence are available at  
**[www.conservationevidence.com](http://www.conservationevidence.com)**

There may also be significant negative side-effects on the target groups or other species or communities that have not been identified in this assessment.

A lack of evidence means that we have been unable to assess whether or not an intervention is effective or has any harmful impacts.

# 1.1 Threat: Residential and commercial development

---

Based on the collated evidence, what is the current assessment of the effectiveness of interventions for residential and commercial development?	
Unknown effectiveness (limited evidence)	<ul style="list-style-type: none"><li>• Legal protection of species</li></ul>
No evidence found (no assessment)	<ul style="list-style-type: none"><li>• Protect brownfield or ex-industrial sites</li><li>• Restrict herbicide, fungicide and pesticide use on and around ponds on golf courses</li></ul>

## Unknown effectiveness (limited evidence)

### ● Legal protection of species

Three reviews, including one systematic review, in the Netherlands and UK found that legal protection of amphibians was not effective at protecting populations during development. Two reviews found that the number of great crested newt mitigation licences issued in England and Wales increased over 10 years. *Assessment: unknown effectiveness – limited evidence (effectiveness 10%; certainty 35%; harms 7%).*

<http://www.conservationevidence.com/actions/779>



## **No evidence found (no assessment)**

We have captured no evidence for the following interventions:

- Protect brownfield or ex-industrial sites
- Restrict herbicide, fungicide and pesticide use on and around ponds on golf courses

## 1.2 Threat: Agriculture

---

### 1.2.1 Engage farmers and other volunteers

**Based on the collated evidence, what is the current assessment of the effectiveness of interventions for engaging farmers and other volunteers?**

**Likely to be beneficial**

- Engage landowners and other volunteers to manage land for amphibians
- Pay farmers to cover the costs of conservation measures

#### **Likely to be beneficial**

#### ● **Engage landowners and other volunteers to manage land for amphibians**

Three studies, including one replicated and one controlled study, in Estonia, Mexico and Taiwan found that engaging landowners and other volunteers in habitat management increased amphibian populations and axolotl weight. Six studies in Estonia, the USA and UK found that up to 41,000 volunteers were engaged in habitat restoration programmes for amphibians and restored up to 1,023 ponds or 11,500 km<sup>2</sup> of habitat. *Assessment: likely to be beneficial (effectiveness 70%; certainty 55%; harms 5%).*

<http://www.conservationevidence.com/actions/777>

### ● Pay farmers to cover the costs of conservation measures

Four of five studies, including two replicated studies, in Denmark, Sweden and Taiwan found that payments to farmers increased amphibian populations, numbers of species or breeding habitat. One found that amphibian habitat was not maintained. *Assessment: likely to be beneficial (effectiveness 70%; certainty 53%; harms 10%).*

<http://www.conservationevidence.com/actions/818>

## 1.2.2 Terrestrial habitat management

Based on the collated evidence, what is the current assessment of the effectiveness of interventions for terrestrial habitat management in agricultural systems?	
Unknown effectiveness (limited evidence)	<ul style="list-style-type: none"><li>• Manage cutting regime</li><li>• Manage grazing regime</li></ul>
No evidence found (no assessment)	<ul style="list-style-type: none"><li>• Maintain or restore hedges</li><li>• Plant new hedges</li><li>• Reduced tillage</li></ul>

### Manage silviculture practices in plantations

Studies investigating the effects of silviculture practices are discussed in 'Threat: Biological resource use — Logging and wood harvesting'.

#### Unknown effectiveness (limited evidence)

### ● Manage cutting regime

One before-and-after study in Australia found that restoration that included reduced mowing increased numbers of frog species. *Assessment for 'Change mowing regime' from 'Habitat restoration and creation' section: unknown effectiveness — limited evidence (effectiveness 50%; certainty 30%; harms 0%).*

<http://www.conservationevidence.com/actions/788>

### ● Manage grazing regime

Two studies, including one replicated, controlled study, in the UK and USA found that grazed plots had lower numbers of toads than ungrazed plots and that grazing, along with burning, decreased numbers of amphibian species. Five studies, including four replicated studies, in Denmark, Estonia and the UK found that habitat management that included reintroduction of grazing maintained or increased toad populations. *Assessment: unknown effectiveness – limited evidence (effectiveness 45%; certainty 39%; harms 10%).*

<http://www.conservationevidence.com/actions/780>

### No evidence found (no assessment)

We have captured no evidence for the following interventions:

- Maintain or restore hedges
- Plant new hedges
- Reduced tillage

## 1.2.3 Aquatic habitat management

<b>Based on the collated evidence, what is the current assessment of the effectiveness of interventions for aquatic habitat management in agricultural systems?</b>	
<b>Likely to be beneficial</b>	• Manage ditches
<b>Likely to be ineffective or harmful</b>	• Exclude domestic animals or wild hogs from ponds by fencing

### Likely to be beneficial

#### ● Manage ditches

One controlled, before-and-after study in the UK found that managing ditches increased toad numbers. One replicated, site comparison study in

the Netherlands found that numbers of amphibians and species were higher in ditches managed under agri-environment schemes compared to those managed conventionally. *Assessment: likely to be beneficial (effectiveness 71%; certainty 60%; harms 0%).*

<http://www.conservationevidence.com/actions/749>

## Likely to be ineffective or harmful

### ● Exclude domestic animals or wild hogs from ponds by fencing

Four replicated studies, including one randomized, controlled, before-and-after study, in the USA found that excluding livestock from streams or ponds did not increase overall numbers of amphibians, species, eggs or larval survival, but did increase larval and metamorph abundance. One before-and-after study in the UK found that pond restoration that included livestock exclusion increased pond use by breeding toads. *Assessment: likely to be ineffective or harmful (effectiveness 31%; certainty 50%; harms 25%).*

<http://www.conservationevidence.com/actions/746>

# 1.3 Threat: Energy production and mining

---

<b>Based on the collated evidence, what is the current assessment of the effectiveness of interventions for energy production and mining?</b>	
<b>Unknown effectiveness (limited evidence)</b>	<ul style="list-style-type: none"><li>• Artificially mist habitat to keep it damp</li></ul>

## **Unknown effectiveness (limited evidence)**

### ● **Artificially mist habitat to keep it damp**

One before-and-after study in Tanzania found that installing a sprinkler system to mitigate against a reduction of river flow did not maintain a population of Kihansi spray toads. *Assessment: unknown effectiveness — limited evidence (effectiveness 24%; certainty 20%; harms 0%).*

<http://www.conservationevidence.com/actions/755>

## 1.4 Threat: Transportation and service corridors

---

Based on the collated evidence, what is the current assessment of the effectiveness of interventions for transportation and service corridors?	
Likely to be beneficial	<ul style="list-style-type: none"> <li>• Close roads during seasonal amphibian migration</li> <li>• Modify gully pots and kerbs</li> </ul>
Trade-off between benefit and harms	<ul style="list-style-type: none"> <li>• Install barrier fencing along roads</li> <li>• Install culverts or tunnels as road crossings</li> </ul>
Unknown effectiveness (limited evidence)	<ul style="list-style-type: none"> <li>• Use signage to warn motorists</li> </ul>
Unlikely to be beneficial	<ul style="list-style-type: none"> <li>• Use humans to assist migrating amphibians across roads</li> </ul>

### Likely to be beneficial

#### ● Close roads during seasonal amphibian migration

Two studies, including one replicated study, in Germany found that road closure sites protected large numbers of amphibians from mortality during breeding migrations. *Assessment: likely to be beneficial (effectiveness 85%; certainty 50%; harms 0%).*

<http://www.conservationevidence.com/actions/842>



### ● **Modify gully pots and kerbs**

One before-and-after study in the UK found that moving gully pots 10 cm away from the kerb decreased the number of great crested newts that fell in by 80%. *Assessment: likely to be beneficial (effectiveness 80%; certainty 40%; harms 0%).*

<http://www.conservativevidence.com/actions/782>

## **Trade-off between benefit and harms**

### ● **Install barrier fencing along roads**

Seven of eight studies, including one replicated and two controlled studies, in Germany, Canada and the USA found that barrier fencing with culverts decreased amphibian road deaths, in three cases depending on fence design. One study found that few amphibians were diverted by barriers. *Assessment: trade-offs between benefits and harms (effectiveness 65%; certainty 68%; harms 23%).*

<http://www.conservativevidence.com/actions/756>

### ● **Install culverts or tunnels as road crossings**

Thirty-two studies investigated the effectiveness of installing culverts or tunnels as road crossings for amphibians. Six of seven studies, including three replicated studies, in Canada, Europe and the USA found that installing culverts or tunnels decreased amphibian road deaths. One found no effect on road deaths. Fifteen of 24 studies, including one review, in Australia, Canada, Europe and the USA found that tunnels were used by amphibians. Four found mixed effects depending on species, site or culvert type. Five found that culverts were not used or were used by less than 10% of amphibians. Six studies, including one replicated, controlled study, in Canada, Europe and the USA investigated the use of culverts with flowing water. Two found that they were used by amphibians. Three found that they were rarely or not used. Certain culvert designs were found not to be suitable for amphibians. *Assessment: trade-offs between benefits and harms (effectiveness 60%; certainty 75%; harms 25%).*

<http://www.conservativevidence.com/actions/884>



## **Unknown effectiveness (limited evidence)**

### ● **Use signage to warn motorists**

One study in the UK found that despite warning signs and human assistance across roads, some toads were still killed on roads. *Assessment: unknown effectiveness — limited evidence (effectiveness 10%; certainty 10%; harms 0%).*

<http://www.conservationevidence.com/actions/841>

## **Unlikely to be beneficial**

### ● **Use humans to assist migrating amphibians across roads**

Three studies, including one replicated study, in Italy and the UK found that despite assisting toads across roads during breeding migrations, toads were still killed on roads and 64–70% of populations declined. Five studies in Germany, Italy and the UK found that large numbers of amphibians were moved across roads by up to 400 patrols. *Assessment: unlikely to be beneficial (effectiveness 35%; certainty 40%; harms 3%).*

<http://www.conservationevidence.com/actions/784>

# 1.5 Threat: Biological resource use

---

## 1.5.1 Hunting and collecting terrestrial animals

Based on the collated evidence, what is the current assessment of the effectiveness of interventions for hunting and collecting terrestrial animals?	
Likely to be beneficial	<ul style="list-style-type: none"><li>• Reduce impact of amphibian trade</li></ul>
Unknown effectiveness (limited evidence)	<ul style="list-style-type: none"><li>• Use legislative regulation to protect wild populations</li></ul>
No evidence found (no assessment)	<ul style="list-style-type: none"><li>• Commercially breed amphibians for the pet trade</li><li>• Use amphibians sustainably</li></ul>

### Likely to be beneficial

#### ● Reduce impact of amphibian trade

One review found that reducing trade through legislation allowed frog populations to recover from over-exploitation. *Assessment: likely to be beneficial (effectiveness 76%; certainty 40%; harms 0%).*

<http://www.conservationevidence.com/actions/824>

## Unknown effectiveness (limited evidence)

### ● Use legislative regulation to protect wild populations

One review found that legislation to reduce trade resulted in the recovery of frog populations. One study in South Africa found that the number of permits issued for scientific and educational use of amphibians increased from 1987 to 1990. *Assessment: unknown effectiveness — limited evidence (effectiveness 60%; certainty 30%; harms 5%).*

<http://www.conservationevidence.com/actions/785>

## No evidence found (no assessment)

We have captured no evidence for the following interventions:

- Commercially breed amphibians for the pet trade
- Use amphibians sustainably

## 1.5.2 Logging and wood harvesting

<b>Based on the collated evidence, what is the current assessment of the effectiveness of interventions for logging and wood harvest?</b>	
<b>Likely to be beneficial</b>	<ul style="list-style-type: none"> <li>• Retain riparian buffer strips during timber harvest</li> <li>• Use shelterwood harvesting instead of clearcutting</li> </ul>
<b>Trade-off between benefit and harms</b>	<ul style="list-style-type: none"> <li>• Leave coarse woody debris in forests</li> </ul>
<b>Unknown effectiveness (limited evidence)</b>	<ul style="list-style-type: none"> <li>• Use patch retention harvesting instead of clearcutting</li> </ul>
<b>Unlikely to be beneficial</b>	<ul style="list-style-type: none"> <li>• Leave standing deadwood/snags in forests</li> <li>• Use leave-tree harvesting instead of clearcutting</li> </ul>
<b>Likely to be ineffective or harmful</b>	<ul style="list-style-type: none"> <li>• Harvest groups of trees instead of clearcutting</li> <li>• Thin trees within forests</li> </ul>



## Likely to be beneficial

### ● Retain riparian buffer strips during timber harvest

Six replicated and/or controlled studies in Canada and the USA compared amphibian numbers following clearcutting with or without riparian buffer strips. Five found mixed effects and one found that abundance was higher with riparian buffers. Two of four replicated studies, including one randomized, controlled, before-and-after study, in Canada and the USA found that numbers of species and abundance were greater in wider buffer strips. Two found no effect of buffer width. *Assessment: likely to be beneficial (effectiveness 50%; certainty 61%; harms 10%).*

<http://www.conservazionevidence.com/actions/747>

### ● Use shelterwood harvesting instead of clearcutting

Three studies, including two randomized, replicated, controlled, before-and-after studies, in the USA found that compared to clearcutting, shelterwood harvesting resulted in higher or similar salamander abundance. One meta-analysis of studies in North America found that partial harvest, which included shelterwood harvesting, resulted in smaller reductions in salamander populations than clearcutting. *Assessment: likely to be beneficial (effectiveness 40%; certainty 57%; harms 10%).*

<http://www.conservazionevidence.com/actions/851>

## Trade-off between benefit and harms

### ● Leave coarse woody debris in forests

Two replicated, controlled studies in the USA found that abundance was similar in clearcuts with woody debris retained or removed for eight of nine amphibian species, but that the overall response of amphibians was more negative where woody debris was retained. Two replicated, controlled studies in the USA and Indonesia found that the removal of coarse woody debris from standing forest did not affect amphibian diversity or overall amphibian abundance, but did reduce species richness. One replicated, controlled study in the USA found that migrating amphibians used clearcuts where woody debris was retained more than where it was removed. One replicated, site comparison study in the USA found that within clearcut forest, survival of

juvenile amphibians was significantly higher within piles of woody debris than in open areas. *Assessment: trade-offs between benefits and harms (effectiveness 40%; certainty 60%; harms 26%).*

<http://www.conservationevidence.com/actions/843>

## Unknown effectiveness (limited evidence)

### ● Use patch retention harvesting instead of clearcutting

We found no evidence for the effect of retaining patches of trees rather than clearcutting on amphibian populations. One replicated study in Canada found that although released red-legged frogs did not move towards retained tree patches, large patches were selected more and moved out of less than small patches. *Assessment: unknown effectiveness — limited evidence (effectiveness 20%; certainty 25%; harms 0%).*

<http://www.conservationevidence.com/actions/847>

## Unlikely to be beneficial

### ● Leave standing deadwood/snags in forests

One randomized, replicated, controlled, before-and-after study in the USA found that compared to total clearcutting, leaving dead and wildlife trees did not result in higher abundances of salamanders. One randomized, replicated, controlled study in the USA found that numbers of amphibians and species were similar with removal or creation of dead trees within forest. *Assessment: unlikely to be beneficial (effectiveness 5%; certainty 58%; harms 2%).*

<http://www.conservationevidence.com/actions/845>

### ● Use leave-tree harvesting instead of clearcutting

Two studies, including one randomized, replicated, controlled, before-and-after study, in the USA found that compared to clearcutting, leaving a low density of trees during harvest did not result in higher salamander abundance. *Assessment: unlikely to be beneficial (effectiveness 10%; certainty 48%; harms 11%).*

<http://www.conservationevidence.com/actions/846>



## Likely to be ineffective or harmful

### ● Harvest groups of trees instead of clearcutting

Three studies, including two randomized, replicated, controlled, before-and-after studies, in the USA found that harvesting trees in small groups resulted in similar amphibian abundance to clearcutting. One meta-analysis and one randomized, replicated, controlled, before-and-after study in North America and the USA found that harvesting, which included harvesting groups of trees, resulted in smaller reductions in salamander populations than clearcutting. *Assessment: likely to be ineffective or harmful (effectiveness 33%; certainty 60%; harms 23%).*

<http://www.conservationevidence.com/actions/844>

### ● Thin trees within forests

Six studies, including five replicated and/or controlled studies, in the USA compared amphibians in thinned to unharvested forest. Three found that thinning had mixed effects and one found no effect on abundance. One found that amphibian abundance increased following thinning but the body condition of ensatina salamanders decreased. One found a negative overall response of amphibians. Four studies, including two replicated, controlled studies, in the USA compared amphibians in thinned to clearcut forest. Two found that thinning had mixed effects on abundance and two found higher amphibian abundance or a less negative overall response of amphibians following thinning. One meta-analysis of studies in North America found that partial harvest, which included thinning, decreased salamander populations, but resulted in smaller reductions than clearcutting. *Assessment: likely to be ineffective or harmful (effectiveness 35%; certainty 60%; harms 40%).*

<http://www.conservationevidence.com/actions/852>

## 1.6 Threat: Human intrusions and disturbance

---

**Based on the collated evidence, what is the current assessment of the effectiveness of interventions for human intrusions and disturbance?**

**No evidence found  
(no assessment)**

- Use signs and access restrictions to reduce disturbance

### **No evidence found (no assessment)**

We have captured no evidence for the following intervention:

- Use signs and access restrictions to reduce disturbance

## 1.7 Threat: Natural system modifications

---

Based on the collated evidence, what is the current assessment of the effectiveness of interventions for natural system modifications?	
<b>Beneficial</b>	<ul style="list-style-type: none"> <li>• Regulate water levels</li> </ul>
<b>Unknown effectiveness (limited evidence)</b>	<ul style="list-style-type: none"> <li>• Mechanically remove mid-storey or ground vegetation</li> </ul>
<b>Likely to be ineffective or harmful</b>	<ul style="list-style-type: none"> <li>• Use herbicides to control mid-storey or ground vegetation</li> <li>• Use prescribed fire or modifications to burning regime: forests</li> <li>• Use prescribed fire or modifications to burning regime: grassland</li> </ul>

### Beneficial

#### ● Regulate water levels

Three studies, including one replicated, site comparison study, in the UK and USA found that maintaining pond water levels, in two cases with other habitat management, increased or maintained amphibian populations or increased breeding success. One replicated, controlled study in Brazil found that keeping rice fields flooded after harvest did not change amphibian abundance or numbers of species, but changed species composition. One replicated, controlled study in the USA found that draining ponds increased abundance



and numbers of amphibian species. *Assessment: beneficial (effectiveness 70%; certainty 65%; harms 10%).*

<http://www.conservationevidence.com/actions/833>

## Unknown effectiveness (limited evidence)

### ● Mechanically remove mid-storey or ground vegetation

One randomized, replicated, controlled study in the USA found that mechanical understory reduction increased numbers of amphibian species, but not amphibian abundance. *Assessment: unknown effectiveness — limited evidence (effectiveness 40%; certainty 30%; harms 0%).*

<http://www.conservationevidence.com/actions/781>

## Likely to be ineffective or harmful

### ● Use herbicides to control mid-storey or ground vegetation

Three studies, including two randomized, replicated, controlled studies, in the USA found that understory removal using herbicide had no effect or negative effects on amphibian abundance. One replicated, site comparison study in Canada found that following logging, abundance was similar or lower in stands with herbicide treatment and planting compared to those left to regenerate naturally. *Assessment: likely to be ineffective or harmful (effectiveness 10%; certainty 50%; harms 50%).*

<http://www.conservationevidence.com/actions/778>

### ● Use prescribed fire or modifications to burning regime (forests)

Eight of 15 studies, including three randomized, replicated, controlled studies, in Australia, North America and the USA found no effect of prescribed forest fires on amphibian abundance or numbers of species. Four found that fires had mixed effects on abundance. Four found that abundance, numbers of species or hatching success increased and one that abundance decreased. *Assessment: likely to be ineffective or harmful (effectiveness 30%; certainty 58%; harms 40%).*

<http://www.conservationevidence.com/actions/877>



● **Use prescribed fire or modifications to burning regime (grassland)**

Two of three studies, including one replicated, before-and-after study, in the USA and Argentina found that prescribed fires in grassland decreased amphibian abundance or numbers of species. One found that spring, but not autumn or winter burns in grassland, decreased abundance. *Assessment: likely to be ineffective or harmful (effectiveness 10%; certainty 40%; harms 70%).*

<http://www.conservationevidence.com/actions/862>

## 1.8 Threat: Invasive and other problematic species

---

### 1.8.1 Reduce predation by other species

<b>Based on the collated evidence, what is the current assessment of the effectiveness of interventions for reducing predation by other species?</b>	
<b>Beneficial</b>	<ul style="list-style-type: none"> <li>• Remove or control fish by drying out ponds</li> </ul>
<b>Likely to be beneficial</b>	<ul style="list-style-type: none"> <li>• Remove or control fish population by catching</li> <li>• Remove or control invasive bullfrogs</li> <li>• Remove or control invasive viperine snake</li> <li>• Remove or control mammals</li> </ul>
<b>Trade-off between benefit and harms</b>	<ul style="list-style-type: none"> <li>• Remove or control fish using Rotenone</li> </ul>
<b>Unknown effectiveness (limited evidence)</b>	<ul style="list-style-type: none"> <li>• Exclude fish with barriers</li> </ul>
<b>No evidence found (no assessment)</b>	<ul style="list-style-type: none"> <li>• Encourage aquatic plant growth as refuge against fish predation</li> <li>• Remove or control non-native crayfish</li> </ul>

#### **Beneficial**

##### ● **Remove or control fish by drying out ponds**

One before-and-after study in the USA found that draining ponds to eliminate fish increased numbers of amphibian species. Four studies, including one review, in Estonia, the UK and USA found that pond drying to eliminate fish,



along with other management activities, increased amphibian abundance, numbers of species and breeding success. *Assessment: beneficial (effectiveness 80%; certainty 66%; harms 3%).*

<http://www.conservazionevidence.com/actions/826>

## Likely to be beneficial

### ● Remove or control fish population by catching

Four of six studies, including two replicated, controlled studies, in Sweden, the USA and UK found that removing fish by catching them increased amphibian abundance, survival and recruitment. Two found no significant effect on newt populations or toad breeding success. *Assessment: likely to be beneficial (effectiveness 50%; certainty 52%; harms 0%).*

<http://www.conservazionevidence.com/actions/827>

### ● Remove or control invasive bullfrogs

Two studies, including one replicated, before-and-after study, in the USA and Mexico found that removing American bullfrogs increased the size and range of frog populations. One replicated, before-and-after study in the USA found that following bullfrog removal, frogs were found out in the open more. *Assessment: likely to be beneficial (effectiveness 79%; certainty 60%; harms 0%).*

<http://www.conservazionevidence.com/actions/825>

### ● Remove or control invasive viperine snake

One before-and-after study in Mallorca found that numbers of Mallorcan midwife toad larvae increased after intensive, but not less intensive, removal of viperine snakes. *Assessment: likely to be beneficial (effectiveness 50%; certainty 40%; harms 0%).*

<http://www.conservazionevidence.com/actions/830>

### ● Remove or control mammals

One controlled study in New Zealand found that controlling rats had no significant effect on numbers of Hochstetter's frog. Two studies, one of which was controlled, in New Zealand found that predator-proof enclosures enabled or increased survival of frog species. *Assessment: likely to be beneficial (effectiveness 50%; certainty 40%; harms 0%).*

<http://www.conservazionevidence.com/actions/839>

## Trade-off between benefit and harms

### ● Remove or control fish using Rotenone

Three studies, including one replicated study, in Sweden, the UK and USA found that eliminating fish using rotenone increased numbers of amphibians, amphibian species and recruitment. One review in Australia, the UK and USA found that fish control that included using rotenone increased breeding success. Two replicated studies in Pakistan and the UK found that rotenone use resulted in frog deaths and negative effects on newts. *Assessment: trade-offs between benefits and harms (effectiveness 65%; certainty 60%; harms 52%).*

<http://www.conservationevidence.com/actions/828>

## Unknown effectiveness (limited evidence)

### ● Exclude fish with barriers

One controlled study in Mexico found that excluding fish using a barrier increased weight gain of axolotls. *Assessment: unknown effectiveness — limited evidence (effectiveness 30%; certainty 20%; harms 0%).*

<http://www.conservationevidence.com/actions/829>

## No evidence found (no assessment)

We have captured no evidence for the following interventions:

- Encourage aquatic plant growth as refuge against fish predation
- Remove or control non-native crayfish.

## 1.8.2 Reduce competition with other species

<b>Based on the collated evidence, what is the current assessment of the effectiveness of interventions for reducing competition with other species?</b>	
<b>Unknown effectiveness (limited evidence)</b>	<ul style="list-style-type: none"><li>• Reduce competition from native amphibians</li><li>• Remove or control invasive Cuban tree frogs</li></ul>
<b>No evidence found (no assessment)</b>	<ul style="list-style-type: none"><li>• Remove or control invasive cane toads</li></ul>



## Unknown effectiveness (limited evidence)

### ● Reduce competition from native amphibians

One replicated, site comparison study in the UK found that common toad control did not increase natterjack toad populations. *Assessment: unknown effectiveness – limited evidence (effectiveness 10%; certainty 23%; harms 0%).*

<http://www.conservationevidence.com/actions/821>

### ● Remove or control invasive Cuban tree frogs

One before-and-after study in the USA found that removal of invasive Cuban tree frogs increased numbers of native frogs. *Assessment: unknown effectiveness – limited evidence (effectiveness 65%; certainty 30%; harms 0%).*

<http://www.conservationevidence.com/actions/822>

## No evidence found (no assessment)

We have captured no evidence for the following interventions:

- Remove or control invasive cane toads.

## 1.8.3 Reduce adverse habitat alteration by other species

<b>Based on the collated evidence, what is the current assessment of the effectiveness of interventions for reducing adverse habitat alteration by other species?</b>	
<b>Likely to be beneficial</b>	• Control invasive plants
<b>No evidence found (no assessment)</b>	• Prevent heavy usage/exclude wildfowl from aquatic habitat

## Likely to be beneficial

### ● Control invasive plants

One before-and-after study in the UK found that habitat and species management that included controlling swamp stonecrop, increased a

population of natterjack toads. One replicated, controlled study in the USA found that more Oregon spotted frogs laid eggs in areas where invasive reed canarygrass was mown. *Assessment: likely to be beneficial (effectiveness 60%; certainty 47%; harms 0%).*

<http://www.conservationevidence.com/actions/823>

### No evidence found (no assessment)

We have captured no evidence for the following intervention:

- Prevent heavy usage/exclude wildfowl from aquatic habitat.

## 1.8.4 Reduce parasitism and disease – chytridiomycosis

Based on the collated evidence, what is the current assessment of the effectiveness of interventions for reducing chytridiomycosis?	
Likely to be beneficial	<ul style="list-style-type: none"> <li>• Use temperature treatment to reduce infection</li> </ul>
Trade-off between benefit and harms	<ul style="list-style-type: none"> <li>• Use antifungal treatment to reduce infection</li> </ul>
Unknown effectiveness (limited evidence)	<ul style="list-style-type: none"> <li>• Add salt to ponds</li> <li>• Immunize amphibians against infection</li> <li>• Remove the chytrid fungus from ponds</li> <li>• Sterilize equipment when moving between amphibian sites</li> <li>• Treating amphibians in the wild or pre-release</li> <li>• Use gloves to handle amphibians</li> </ul>
Unlikely to be beneficial	<ul style="list-style-type: none"> <li>• Use antibacterial treatment to reduce infection</li> <li>• Use antifungal skin bacteria or peptides to reduce infection</li> </ul>
No evidence found (no assessment)	<ul style="list-style-type: none"> <li>• Use zooplankton to remove zoospores</li> </ul>



## Likely to be beneficial

### ● Use temperature treatment to reduce infection

Four of five studies, including four replicated, controlled studies, in Australia, Switzerland and the USA found that increasing enclosure or water temperature to 30–37°C for over 16 hours cured amphibians of chytridiomycosis. One found that treatment did not cure frogs. *Assessment: likely to be beneficial (effectiveness 60%; certainty 70%; harms 10%).*

<http://www.conservationevidence.com/actions/770>

## Trade-off between benefit and harms

### ● Use antifungal treatment to reduce infection

Twelve of 16 studies, including four randomized, replicated, controlled studies, in Europe, Australia, Tasmania, Japan and the USA found that antifungal treatment cured or increased survival of amphibians with chytridiomycosis. Four studies found that treatments did not cure chytridiomycosis, but did reduce infection levels or had mixed results. Six of the eight studies testing treatment with itraconazole found that it was effective at curing chytridiomycosis. One found that it reduced infection levels and one found mixed effects. Six studies found that specific fungicides caused death or other negative side effects in amphibians. *Assessment: trade-offs between benefits and harms (effectiveness 71%; certainty 70%; harms 50%).*

<http://www.conservationevidence.com/actions/882>

## Unknown effectiveness (limited evidence)

### ● Add salt to ponds

One study in Australia found that following addition of salt to a pond containing the chytrid fungus, a population of green and golden bell frogs remained free of chytridiomycosis for over six months. *Assessment: unknown effectiveness – limited evidence (effectiveness 41%; certainty 25%; harms 50%).*

<http://www.conservationevidence.com/actions/762>



### ● **Immunize amphibians against infection**

One randomized, replicated, controlled study in the USA found that vaccinating mountain yellow-legged frogs with formalin-killed chytrid fungus did not significantly reduce chytridiomycosis infection rate or mortality. *Assessment: unknown effectiveness — limited evidence (effectiveness 0%; certainty 25%; harms 0%).*

<http://www.conservationevidence.com/actions/765>

### ● **Remove the chytrid fungus from ponds**

One before-and-after study in Mallorca found that drying out a pond and treating resident midwife toads with fungicide reduced levels of infection but did not eradicate chytridiomycosis. *Assessment: unknown effectiveness — limited evidence (effectiveness 25%; certainty 25%; harms 0%).*

<http://www.conservationevidence.com/actions/766>

### ● **Sterilize equipment when moving between amphibian sites**

We found no evidence for the effects of sterilizing equipment when moving between amphibian sites on the spread of disease between amphibian populations or individuals. Two randomized, replicated, controlled study in Switzerland and Sweden found that Virkon S disinfectant did not affect survival, mass or behaviour of eggs, tadpoles or hatchlings. However, one of the studies found that bleach significantly reduced tadpole survival. *Assessment: unknown effectiveness — limited evidence (effectiveness 10%; certainty 30%; harms 40%).*

<http://www.conservationevidence.com/actions/768>

### ● **Treating amphibians in the wild or pre-release**

One before-and-after study in Mallorca found that treating wild toads with fungicide and drying out the pond reduced infection levels but did not eradicate chytridiomycosis. *Assessment: unknown effectiveness — limited evidence (effectiveness 27%; certainty 30%; harms 0%).*

<http://www.conservationevidence.com/actions/767>

### ● **Use gloves to handle amphibians**

We found no evidence for the effects of using gloves on the spread of disease between amphibian populations or individuals. A review for Canada and



the USA found that there were no adverse effects of handling 22 amphibian species using disposable gloves. However, three replicated studies in Australia and Austria found that deaths of tadpoles were caused by latex, vinyl and nitrile gloves for 60–100% of species tested. *Assessment: unknown effectiveness — limited evidence (effectiveness 9%; certainty 35%; harms 65%).*

<http://www.conservationevidence.com/actions/769>

## Unlikely to be beneficial

### ● Use antibacterial treatment to reduce infection

Two studies, including one randomized, replicated, controlled study, in New Zealand and Australia found that treatment with chloramphenicol antibiotic, with other interventions in some cases, cured frogs of chytridiomycosis. One replicated, controlled study found that treatment with trimethoprim-sulfadiazine increased survival time but did not cure infected frogs. *Assessment: unlikely to be beneficial (effectiveness 38%; certainty 45%; harms 10%).*

<http://www.conservationevidence.com/actions/763>

### ● Use antifungal skin bacteria or peptides to reduce infection

Three of four randomized, replicated, controlled studies in the USA found that introducing antifungal bacteria to the skin of chytrid infected amphibians did not reduce infection rate or deaths. One found that it prevented infection and death. One randomized, replicated, controlled study in the USA found that adding antifungal skin bacteria to soil significantly reduced chytridiomycosis infection rate in salamanders. One randomized, replicated, controlled study in Switzerland found that treatment with antimicrobial skin peptides before or after infection with chytridiomycosis did not increase toad survival. *Assessment: unlikely to be beneficial (effectiveness 29%; certainty 50%; harms 10%).*

<http://www.conservationevidence.com/actions/764>

## No evidence found (no assessment)

We have captured no evidence for the following intervention:

- Use zooplankton to remove zoospores

## 1.8.5 Reduce parasitism and disease – ranaviruses

<b>Based on the collated evidence, what is the current assessment of the effectiveness of interventions for reducing ranaviruses?</b>	
<b>No evidence found (no assessment)</b>	<ul style="list-style-type: none"><li>• Sterilize equipment to prevent ranaviruses</li></ul>

### **No evidence found (no assessment)**

We have captured no evidence for the following intervention:

- Sterilize equipment to prevent ranaviruses.

# 1.9 Threat: Pollution

---

## 1.9.1 Agricultural pollution

<b>Based on the collated evidence, what is the current assessment of the effectiveness of interventions for agricultural pollution?</b>	
<b>Unknown effectiveness (limited evidence)</b>	<ul style="list-style-type: none"><li>• Create walls or barriers to exclude pollutants</li><li>• Plant riparian buffer strips</li><li>• Reduce pesticide, herbicide or fertilizer use</li></ul>
<b>No evidence found (no assessment)</b>	<ul style="list-style-type: none"><li>• Prevent pollution from agricultural lands or sewage treatment facilities entering watercourses</li></ul>

### Unknown effectiveness (limited evidence)

#### ● **Create walls or barriers to exclude pollutants**

One controlled study in Mexico found that installing filters across canals to improve water quality and exclude fish increased weight gain in axolotls. *Assessment: unknown effectiveness — limited evidence (effectiveness 35%; certainty 29%; harms 0%).*

<http://www.conservationevidence.com/actions/771>

#### ● **Plant riparian buffer strips**

One replicated, controlled study in the USA found that planting buffer strips along streams did not increase amphibian abundance or numbers of species. *Assessment: unknown effectiveness — limited evidence (effectiveness 0%; certainty 30%; harms 0%).*

<http://www.conservationevidence.com/actions/819>

### ● Reduce pesticide, herbicide or fertilizer use

One study in Taiwan found that halting pesticide use, along with habitat management, increased a population of frogs. *Assessment: unknown effectiveness — limited evidence (effectiveness 71%; certainty 26%; harms 0%).*

<http://www.conservationevidence.com/actions/832>

### No evidence found (no assessment)

We have captured no evidence for the following intervention:

- Prevent pollution from agricultural lands or sewage treatment facilities entering watercourses

## 1.9.2 Industrial pollution

Based on the collated evidence, what is the current assessment of the effectiveness of interventions for industrial pollution?	
Trade-off between benefit and harms	• Add limestone to water bodies to reduce acidification
No evidence found (no assessment)	• Augment ponds with ground water to reduce acidification

### Trade-off between benefit and harms

#### ● Add limestone to water bodies to reduce acidification

Five before-and-after studies, including one controlled, replicated study, in the Netherlands and UK found that adding limestone to ponds resulted in establishment of one of three translocated amphibian populations, a temporary increase in breeding and metamorphosis by natterjack toads and increased egg and larval survival of frogs. One replicated, site comparison study in the UK found that habitat management that included adding limestone to ponds increased natterjack toad populations. However, two before-and-after studies, including one controlled study, in the UK found that adding limestone to ponds resulted in increased numbers of abnormal eggs, high



tadpole mortality and pond abandonment. *Assessment: trade-offs between benefits and harms (effectiveness 47%; certainty 50%; harms 50%).*

<http://www.conservationevidence.com/actions/748>

### **No evidence found (no assessment)**

We have captured no evidence for the following intervention:

- Augment ponds with ground water to reduce acidification.

# 1.10 Threat: Climate change and severe weather

---

<b>Based on the collated evidence, what is the current assessment of the effectiveness of interventions for climate change and severe weather?</b>	
<b>Beneficial</b>	<ul style="list-style-type: none"> <li>• Deepen ponds to prevent desiccation (deepen, de-silt or re-profile)</li> </ul>
<b>Unknown effectiveness (limited evidence)</b>	<ul style="list-style-type: none"> <li>• Use irrigation systems for amphibian sites (artificially mist habitat)</li> </ul>
<b>No evidence found (no assessment)</b>	<ul style="list-style-type: none"> <li>• Artificially shade ponds to prevent desiccation</li> <li>• Protect habitat along elevational gradients</li> <li>• Provide shelter habitat</li> </ul>

## **Create microclimate and microhabitat refuges**

Studies investigating the effects of creating refuges are discussed in ‘Habitat restoration and creation’ and ‘Threat: Biological resource use – Leave coarse woody debris in forests’.

## **Maintain ephemeral ponds**

Studies investigating the effects of regulating water levels and deepening ponds are discussed in ‘Threat: Natural system modifications – Regulate water levels’ and ‘Habitat restoration and creation – Deepen, de-silt or re-profile ponds’.



## Beneficial

### ● Deepen ponds to prevent desiccation

Four studies, including one replicated, controlled study, in France, Denmark and the UK found that pond deepening and enlarging or re-profiling resulted in establishment or increased populations of amphibians. Four before-and-after studies in Denmark and the UK found that pond deepening, along with other interventions, maintained newt or increased toad populations. *Assessment for 'Deepen, de-silt or re-profile ponds' from 'Habitat restoration and creation' section: beneficial (effectiveness 71%; certainty 65%; harms 0%).*

<http://www.conservationevidence.com/actions/806>

## Unknown effectiveness (limited evidence)

### ● Use irrigation systems for amphibian sites

One before-and-after study in Tanzania found that installing a sprinkler system to mitigate against a reduction of river flow did not maintain a population of Kihansi spray toads. *Assessment for 'Artificially mist habitat to keep it damp' from 'Threat: Energy production and mining' section: unknown effectiveness – limited evidence (effectiveness 24%; certainty 20%; harms 0%).*

<http://www.conservationevidence.com/actions/804>

## No evidence found (no assessment)

We have captured no evidence for the following interventions:

- Artificially shade ponds to prevent desiccation
- Protect habitat along elevational gradients
- Provide shelter habitat.



## 1.11 Habitat protection

---

Based on the collated evidence, what is the current assessment of the effectiveness of interventions for habitat protection?	
Trade-off between benefit and harms	<ul style="list-style-type: none"><li>• Retain buffer zones around core habitat</li></ul>
Unknown effectiveness (limited evidence)	<ul style="list-style-type: none"><li>• Protect habitats for amphibians</li><li>• Retain connectivity between habitat patches</li></ul>

### Trade-off between benefit and harms

#### ● Retain buffer zones around core habitat

Two studies, including one replicated, controlled study, in Australia and the USA found that retaining unmown buffers around ponds increased numbers of frog species, but had mixed effects on tadpole mass and survival. One replicated, site comparison study in the USA found that retaining buffers along ridge tops within harvested forest increased salamander abundance, body condition and genetic diversity. However, one replicated study in the USA found that 30 m buffer zones around wetlands were not sufficient to protect marbled salamanders. *Assessment: trade-offs between benefits and harms (effectiveness 50%; certainty 50%; harms 25%).*

<http://www.conservationevidence.com/actions/850>



## Unknown effectiveness (limited evidence)

### ● **Protect habitats for amphibians**

One replicated, site comparison study in the UK found that statutory level habitat protection helped protect natterjack toad populations. One before-and-after study in the UK found that protecting a pond during development had mixed effects on populations of amphibians. *Assessment: unknown effectiveness — limited evidence (effectiveness 51%; certainty 31%; harms 9%).*

<http://www.conservationevidence.com/actions/820>

### ● **Retain connectivity between habitat patches**

One before-and-after study in Australia found that retaining native vegetation corridors maintained populations of frogs over 20 years. *Assessment: unknown effectiveness — limited evidence (effectiveness 60%; certainty 31%; harms 0%).*

<http://www.conservationevidence.com/actions/853>

# 1.12 Habitat restoration and creation

---

## 1.12.1 Terrestrial habitat

<b>Based on the collated evidence, what is the current assessment of the effectiveness of interventions for terrestrial habitat restoration and creation?</b>	
<b>Beneficial</b>	<ul style="list-style-type: none"><li>• Replant vegetation</li></ul>
<b>Likely to be beneficial</b>	<ul style="list-style-type: none"><li>• Clear vegetation</li><li>• Create artificial hibernacula or aestivation sites</li><li>• Create refuges</li><li>• Restore habitat connectivity</li></ul>
<b>Unknown effectiveness (limited evidence)</b>	<ul style="list-style-type: none"><li>• Change mowing regime</li></ul>
<b>No evidence found (no assessment)</b>	<ul style="list-style-type: none"><li>• Create habitat connectivity</li></ul>

### **Beneficial**

#### ● **Replant vegetation**

Four studies, including one replicated study, in Australia, Spain and the USA found that amphibians colonized replanted forest, reseeded grassland and seeded and transplanted upland habitat. Three of four studies, including two replicated studies, in Australia, Canada, Spain and the USA found



that areas planted with trees or grass had similar amphibian abundance or community composition to natural sites and one found similar or lower abundance compared to naturally regenerated forest. One found that wetlands within reseeded grasslands were used less than those in natural grasslands. One before-and-after study in Australia found that numbers of frog species increased following restoration that included planting shrubs and trees. *Assessment: beneficial (effectiveness 70%; certainty 63%; harms 3%).*

<http://www.conservationevidence.com/actions/849>

## Likely to be beneficial

### ● Clear vegetation

Seven studies, including four replicated studies, in Australia, Estonia and the UK found that vegetation clearance, along with other habitat management and in some cases release of amphibians, increased or maintained amphibian populations or increased numbers of frog species. However, great crested newt populations were only maintained for six years, but not in the longer term. *Assessment: likely to be beneficial (effectiveness 60%; certainty 54%; harms 10%).*

<http://www.conservationevidence.com/actions/761>

### ● Create artificial hibernacula or aestivation sites

Two replicated studies in the UK found that artificial hibernacula were used by two of three amphibian species and along with other terrestrial habitat management maintained populations of great crested newts. *Assessment: likely to be beneficial (effectiveness 50%; certainty 44%; harms 0%).*

<http://www.conservationevidence.com/actions/759>

### ● Create refuges

Two replicated, controlled studies, one of which was randomized, in the USA and Indonesia found that adding coarse woody debris to forest floors had no effect on the number of amphibian species or overall abundance, but had mixed effects on abundance of individual species. One before-and-after study in Australia found that restoration that included reintroducing coarse woody debris to the forest floor increased frog species. Three studies, including two replicated studies, in New Zealand, the UK and USA found that artificial refugia were used by amphibians and, along with other interventions,

maintained newt populations. *Assessment: likely to be beneficial (effectiveness 45%; certainty 55%; harms 0%).*

<http://www.conservationevidence.com/actions/772>

### ● **Restore habitat connectivity**

One before-and-after study in Italy found that restoring habitat connectivity by raising a road on a viaduct significantly decreased amphibian deaths. *Assessment: likely to be beneficial (effectiveness 75%; certainty 40%; harms 0%).*

<http://www.conservationevidence.com/actions/840>

## Unknown effectiveness (limited evidence)

### ● **Change mowing regime**

One before-and-after study in Australia found that restoration that included reduced mowing increased numbers of frog species. *Assessment: unknown effectiveness — limited evidence (effectiveness 50%; certainty 30%; harms 0%).*

<http://www.conservationevidence.com/actions/783>

## No evidence found (no assessment)

We have captured no evidence for the following intervention:

- Create habitat connectivity.

## 1.12.2 Aquatic habitat

<b>Based on the collated evidence, what is the current assessment of the effectiveness of interventions for aquatic habitat restoration and creation?</b>	
<b>Beneficial</b>	<ul style="list-style-type: none"><li>• Create ponds (amphibians in general)</li><li>• Create ponds: frogs</li><li>• Create ponds: natterjack toads</li><li>• Create ponds: salamanders (including newts)</li><li>• Create wetlands</li><li>• Deepen, de-silt or re-profile ponds</li><li>• Restore wetlands</li></ul>



<b>Likely to be beneficial</b>	<ul style="list-style-type: none"> <li>• Create ponds: great crested newts</li> <li>• Create ponds: green toads</li> <li>• Create ponds: toads</li> <li>• Remove specific aquatic plants (invasive species)</li> <li>• Restore ponds</li> </ul>
<b>Unknown effectiveness (limited evidence)</b>	<ul style="list-style-type: none"> <li>• Remove tree canopy to reduce pond shading</li> </ul>
<b>No evidence found (no assessment)</b>	<ul style="list-style-type: none"> <li>• Add nutrients to new ponds as larvae food source</li> <li>• Add specific plants to aquatic habitats</li> <li>• Add woody debris to ponds</li> <li>• Create refuge areas in aquatic habitats</li> </ul>

## Beneficial

### ● Create ponds (amphibians in general)

Twenty-eight studies investigated the colonization of created ponds by amphibians in general, all of which found that amphibians used all or some of the created ponds. Five of nine studies in Australia, Canada, Spain, the UK and USA found that numbers of species were similar or higher in created compared to natural ponds. Nine studies in Europe and the USA found that amphibians established stable populations, used or reproduced in created ponds. Four found that species composition differed, and abundance, juvenile productivity or size in created ponds depended on species. One study found that numbers of species were similar or lower in created ponds. Sixteen studies in Europe and the USA found that created ponds were used or colonized by up to 15 naturally colonizing species, up to 10 species that reproduced or by captive-bred amphibians. Five studies in Europe and the USA found that pond creation, with restoration in three cases, maintained and increased populations or increased species. *Assessment: beneficial (effectiveness 80%; certainty 80%; harms 0%).*

<http://www.conservationevidence.com/actions/869>

### ● **Create ponds (frogs)**

Six of nine studies in Australia, Italy, Spain, the UK and USA found that frogs established breeding populations or reproduced in created ponds. One study in Denmark found that frogs colonized created ponds. One study in the Netherlands found that pond creation, along with vegetation clearance, increased frog populations. One study in the USA found that survival increased with age of created ponds. *Assessment: beneficial (effectiveness 75%; certainty 70%; harms 0%).*

<http://www.conservationevidence.com/actions/865>

### ● **Create ponds (natterjack toads)**

Five studies in the UK and Denmark found that pond creation, along with other interventions, maintained or increased populations at 75–100% of sites. One study in the UK found that compared to natural ponds, created ponds had lower tadpole mortality from desiccation, but higher mortality from predation by invertebrates. *Assessment: beneficial (effectiveness 75%; certainty 70%; harms 10%).*

<http://www.conservationevidence.com/actions/866>

### ● **Create ponds (salamanders including newts)**

Three studies in France, Germany and the USA found that alpine newts, captive-bred smooth newts and translocated spotted salamanders established stable breeding populations in 20–100% of created ponds. Three studies in France, China and the USA found that alpine newts, Chinghai salamanders and translocated spotted salamanders, but not tiger salamanders, reproduced in created ponds. *Assessment: beneficial (effectiveness 70%; certainty 65%; harms 0%).*

<http://www.conservationevidence.com/actions/867>

### ● **Create wetlands**

Fifteen studies, including one review and seven replicated studies, in Australia, Kenya and the USA, investigated the effectiveness of creating wetlands for amphibians. Six studies found that created wetlands had similar amphibian abundance, numbers of species or communities as natural wetlands or in one case adjacent forest. Two of those studies found that created wetlands had fewer amphibians, amphibian species and different communities compared to natural wetlands. One global review and two other studies combined created and restored wetlands and found that amphibian abundance and numbers of species were similar or higher compared to natural wetlands. Five of the



studies found that up to 15 amphibian species used created wetlands. One study found that captive-bred frogs did not establish in a created wetland. *Assessment: beneficial (effectiveness 75%; certainty 70%; harms 0%).*

<http://www.conservativevidence.com/actions/880>

### ● Deepen, de-silt or re-profile ponds

Four studies, including one replicated, controlled study, in France, Denmark and the UK found that pond deepening and enlarging or re-profiling resulted in establishment or increased populations of amphibians. Four before-and-after studies in Denmark and the UK found that pond deepening, along with other interventions, maintained newt or increased toad populations. *Assessment: beneficial (effectiveness 71%; certainty 65%; harms 0%).*

<http://www.conservativevidence.com/actions/817>

### ● Restore wetlands

Seventeen studies, including one review and 11 replicated studies, in Canada, Taiwan and the USA, investigated the effectiveness of wetland restoration for amphibians. Seven of ten studies found that amphibian abundance, numbers of species and species composition were similar in restored and natural wetlands. Two found that abundance or numbers of species were lower and species composition different to natural wetlands. One found mixed results. One global review found that in 89% of cases, restored and created wetlands had similar or higher amphibian abundance or numbers of species to natural wetlands. Seven of nine studies found that wetland restoration increased numbers of amphibian species, with breeding populations establishing in some cases, and maintained or increased abundance of individual species. Three found that amphibian abundance or numbers of species did not increase with restoration. Three of the studies found that restored wetlands were colonized by up to eight amphibian species. *Assessment: beneficial (effectiveness 80%; certainty 73%; harms 0%).*

<http://www.conservativevidence.com/actions/879>

## Likely to be beneficial

### ● Create ponds (great crested newts)

Three studies in Germany and the UK found that great crested newts established breeding populations in created ponds. One systematic review in the UK found that there was no conclusive evidence that mitigation,



which often included pond creation, resulted in self-sustaining populations. Four studies in the UK found that great crested newts colonized up to 88% of, or reproduced in 38% of created ponds. *Assessment: likely to be beneficial (effectiveness 60%; certainty 61%; harms 0%).*

<http://www.conservationevidence.com/actions/863>

### ● **Create ponds (green toads)**

Two studies in Denmark found that pond creation, along with other interventions, significantly increased green toad populations. One study in Sweden found that green toads used or reproduced in 41–59% of created ponds. *Assessment: likely to be beneficial (effectiveness 73%; certainty 59%; harms 0%).*

<http://www.conservationevidence.com/actions/864>

### ● **Create ponds (toads)**

Five studies in Germany, Switzerland, the UK and USA found that toads established breeding populations or reproduced in 16–100% of created ponds. Two studies in Denmark and Switzerland found that wild but not captive-bred toads colonized 29–100% of created ponds. One study in Denmark found that creating ponds, along with other interventions, increased toad populations. *Assessments: likely to be beneficial (effectiveness 70%; certainty 60%; harms 0%).*

<http://www.conservationevidence.com/actions/868>

### ● **Remove specific aquatic plants**

One before-and-after study in the UK found that habitat and species management that included controlling swamp stonewort, increased a population of natterjack toads. One replicated, controlled study in the USA found that more Oregon spotted frogs laid eggs in areas where invasive reed canarygrass was mown. *Assessment for 'Control invasive plants' from 'Threat: Invasive alien and other problematic species': likely to be beneficial (effectiveness 60%; certainty 47%; harms 0%).*

<http://www.conservationevidence.com/actions/815>

### ● **Restore ponds**

Fifteen studies investigated the effectiveness of pond restoration for amphibians. Three studies, including one replicated, controlled, before-and-after study in Denmark, the UK and USA found that pond restoration did not increase or had mixed effects on population numbers and hatching success. One replicated, before-and-after study in the UK found that restoration increased



pond use. One replicated study in Sweden found that only 10% of restored ponds were used for breeding. Three before-and-after studies, including one replicated, controlled study, in Denmark and Italy found that restored and created ponds were colonized by up to seven species. Eight of nine studies, including one systematic review, in Denmark, Estonia, Italy and the UK found that pond restoration, along with other habitat management, maintained or increased populations, or increased pond occupancy, ponds with breeding success or numbers of amphibian species. One found that numbers of species did not increase and one found that great crested newt populations did not establish. *Assessment: likely to be beneficial (effectiveness 60%; certainty 63%; harms 0%).*

<http://www.conservazionevidence.com/actions/878>

### Unknown effectiveness (limited evidence)

#### ● Remove tree canopy to reduce pond shading

One before-and-after study in the USA found that canopy removal did not increase hatching success of spotted salamanders. One before-and-after study in Denmark found that following pond restoration that included canopy removal, translocated toads established breeding populations. *Assessment: unknown effectiveness — limited evidence (effectiveness 30%; certainty 25%; harms 0%).*

<http://www.conservazionevidence.com/actions/758>

### No evidence found (no assessment)

We have captured no evidence for the following interventions:

- Add nutrients to new ponds as larvae food source
- Add specific plants to aquatic habitats
- Add woody debris to ponds
- Create refuge areas in aquatic habitats.

# 1.13 Species management

---

Strict protocols should be followed when carrying out these interventions to minimise potential spread of disease-causing agents such as chytrid fungi and Ranavirus.

## 1.13.1 Translocate amphibians

<b>Based on the collated evidence, what is the current assessment of the effectiveness of translocations?</b>	
<b>Likely to be beneficial</b>	<ul style="list-style-type: none"><li>• Translocate amphibians (amphibians in general)</li><li>• Translocate amphibians (great crested newts)</li><li>• Translocate amphibians (natterjack toads)</li><li>• Translocate amphibians (salamanders including newts)</li><li>• Translocate amphibians (toads)</li><li>• Translocate amphibians (wood frogs)</li></ul>
<b>Trade-off between benefit and harms</b>	<ul style="list-style-type: none"><li>• Translocate amphibians (frogs)</li></ul>

### Likely to be beneficial

#### ● **Translocate amphibians (amphibians in general)**

Overall, three global reviews and one study in the USA found that 65% of amphibian translocations that could be assessed resulted in established breeding populations or substantial recruitment to the adult population. A further two translocations resulted in breeding and one in survival following

release. One review found that translocations of over 1,000 animals were more successful, but that success was not related to the source of animals (wild or captive), life-stage, continent or reason for translocation. *Assessment: likely to be beneficial (effectiveness 60%; certainty 60%; harms 19%).*

<http://www.conservativevidence.com/actions/854>

### ● **Translocate amphibians (great crested newts)**

Four of six studies in the UK found that translocated great crested newts maintained or established breeding populations. One found that populations survived at least one year in 37% of cases, but one found that within three years breeding failed in 48% of ponds. A systematic review of 31 studies found no conclusive evidence that mitigation that included translocations resulted in self-sustaining populations. One review found that newts reproduced following 56% of translocations, in some cases along with other interventions. *Assessment: likely to be beneficial (effectiveness 50%; certainty 50%; harms 10%).*

<http://www.conservativevidence.com/actions/858>

### ● **Translocate amphibians (natterjack toads)**

Three studies in France and the UK found that translocated natterjack toad eggs, tadpoles, juveniles or adults established breeding populations at some sites, although head-started or captive-bred animals were also released at some sites. Re-establishing toads on dune or saltmarsh habitat was more successful than on heathland. One study in the UK found that repeated translocations of wild rather than captive-bred toads were more successful. *Assessment: likely to be beneficial (effectiveness 60%; certainty 56%; harms 10%).*

<http://www.conservativevidence.com/actions/859>

### ● **Translocate amphibians (salamanders including newts)**

Four studies in the UK and USA found that translocated eggs or adults established breeding populations of salamanders or smooth newts. One study in the USA found that one of two salamander species reproduced following translocation of eggs, tadpoles and metamorphs. One study in the USA found that translocated salamander eggs hatched and tadpoles had similar survival rates as in donor ponds. *Assessment: likely to be beneficial (effectiveness 70%; certainty 55%; harms 0%).*

<http://www.conservativevidence.com/actions/860>

### ● **Translocate amphibians (toads)**

Two of four studies in Denmark, Germany, the UK and USA found that translocating eggs and/or adults established common toad breeding populations. One found populations of garlic toads established at two of four sites and one that breeding populations of boreal toads were not established. One study in Denmark found that translocating green toad eggs to existing populations, along with habitat management, increased population numbers. Four studies in Germany, Italy, South Africa and the USA found that translocated adult toads reproduced, survived up to six or 23 years, or some metamorphs survived over winter. *Assessment: likely to be beneficial (effectiveness 60%; certainty 56%; harms 10%).*

<http://www.conservationevidence.com/actions/855>

### ● **Translocate amphibians (wood frogs)**

Two studies in the USA found that following translocation of wood frog eggs, breeding populations were established in 25–50% of created ponds. One study in the USA found that translocated eggs hatched and up to 57% survived as tadpoles in pond enclosures. *Assessment: likely to be beneficial (effectiveness 40%; certainty 50%; harms 0%).*

<http://www.conservationevidence.com/actions/856>

## **Trade-off between benefit and harms**

### ● **Translocate amphibians (frogs)**

Eight of ten studies in New Zealand, Spain, Sweden, the UK and USA found that translocating frog eggs, juveniles or adults established breeding populations. Two found that breeding populations went extinct within five years or did not establish. Five studies in Canada, New Zealand and the USA found that translocations of eggs, juveniles or adults resulted in little or no breeding at some sites. Five studies in Italy, New Zealand and the USA found that translocated juveniles or adults survived the winter or up to eight years. One study in the USA found that survival was lower for Oregon spotted frogs translocated as adults compared to eggs. Two studies in the USA found that 60–100% of translocated frogs left the release site and 35–73% returned to their original pond within 32 days. Two studies in found

that frogs either lost or gained weight after translocation. *Assessment: trade-offs between benefits and harms (effectiveness 58%; certainty 65%; harms 20%).*

<http://www.conservationevidence.com/actions/861>

### 1.13.2 Captive breeding, rearing and releases

<b>Based on the collated evidence, what is the current assessment of the effectiveness of captive breeding, rearing and releases?</b>	
<b>Likely to be beneficial</b>	<ul style="list-style-type: none"> <li>• Release captive-bred individuals (amphibians in general)</li> <li>• Release captive-bred individuals: frogs</li> </ul>
<b>Trade-off between benefit and harms</b>	<ul style="list-style-type: none"> <li>• Breed amphibians in captivity: frogs</li> <li>• Breed amphibians in captivity: harlequin toads</li> <li>• Breed amphibians in captivity: Mallorcan midwife toad</li> <li>• Breed amphibians in captivity: salamanders (including newts)</li> <li>• Breed amphibians in captivity: toads</li> <li>• Head-start amphibians for release</li> <li>• Release captive-bred individuals: Mallorcan midwife toads</li> <li>• Release captive-bred individuals: toads</li> <li>• Use artificial fertilization in captive breeding</li> <li>• Use hormone treatment to induce sperm and egg release</li> </ul>
<b>Unknown effectiveness (limited evidence)</b>	<ul style="list-style-type: none"> <li>• Release captive-bred individuals: salamanders (including newts)</li> </ul>
<b>Unlikely to be beneficial</b>	<ul style="list-style-type: none"> <li>• Freeze sperm or eggs for future use</li> </ul>
<b>Likely to be ineffective or harmful</b>	<ul style="list-style-type: none"> <li>• Release captive-bred individuals: green and golden bell frogs</li> </ul>

## Likely to be beneficial

### ● Release captive-bred individuals (amphibians in general)

One review found that 41% of release programmes of captive-bred or head-started amphibians showed evidence of breeding in the wild for multiple generations, 29% showed some evidence of breeding and 12% evidence of survival following release. *Assessment: likely to be beneficial (effectiveness 55%; certainty 50%; harms 10%).*

<http://www.conservationevidence.com/actions/871>

### ● Release captive-bred individuals (frogs)

Five of six studies in Europe, Hong Kong and the USA found that captive-bred frogs released as tadpoles, juveniles or adults established breeding populations and in some cases colonized new sites. Three studies in Australia and the USA found that a high proportion of frogs released as eggs survived to metamorphosis, some released tadpoles survived the first few months, but few released froglets survived. Four studies in Australia, Italy, the UK and USA found that captive-bred frogs reproduced at 31–100% of release sites, or that breeding was limited. *Assessment: likely to be beneficial (effectiveness 60%; certainty 60%; harms 15%).*

<http://www.conservationevidence.com/actions/870>

## Trade-off between benefit and harms

### ● Breed amphibians in captivity (frogs)

Twenty-three of 33 studies across the world found that amphibians produced eggs in captivity. Seven found mixed results, with some species or populations reproducing successfully, but with other species difficult to maintain or raise to adults. Two found that frogs did not breed successfully or died in captivity. Seventeen of the studies found that captive-bred frogs were raised successfully to hatching, tadpoles, froglets or adults in captivity. Four studies in Canada, Fiji, Hong Kong and Italy found that 30–88% of eggs hatched, or survival to metamorphosis was 75%, as froglets was 17–51% or to adults was 50–90%. *Assessment: trade-offs between benefits and harms (effectiveness 60%; certainty 68%; harms 30%).*

<http://www.conservationevidence.com/actions/835>

### ● **Breed amphibians in captivity (harlequin toads)**

Four of five studies in Colombia, Ecuador, Germany and the USA found that harlequin toads reproduced in captivity. One found that eggs were only produced by simulating a dry and wet season and one found that breeding was difficult. One found that captive-bred harlequin toads were raised successfully to metamorphosis in captivity and two found that most toads died before or after hatching. *Assessment: trade-offs between benefits and harms (effectiveness 44%; certainty 50%; harms 28%).*

<http://www.conservationevidence.com/actions/836>

### ● **Breed amphibians in captivity (Mallorcan midwife toad)**

Two studies in the UK found that Mallorcan midwife toads produced eggs that were raised to metamorphs or toadlets in captivity. However, clutches dropped by males were not successfully maintained artificially. One study in the UK found that toads bred in captivity for nine or more generations had slower development, reduced genetic diversity and predator defence traits. *Assessment: trade-offs between benefits and harms (effectiveness 69%; certainty 55%; harms 40%).*

<http://www.conservationevidence.com/actions/837>

### ● **Breed amphibians in captivity (salamanders including newts)**

Four of six studies in Japan, Germany, the UK and USA found that eggs were produced successfully in captivity. Captive-bred salamanders were raised to yearlings, larvae or adults. One review found that four of five salamander species bred successfully in captivity. Four studies in Germany, Mexico and the USA found that egg production, larval development, body condition and survival were affected by water temperature, density or enclosure type. *Assessment: trade-offs between benefits and harms (effectiveness 60%; certainty 50%; harms 25%).*

<http://www.conservationevidence.com/actions/838>

### ● **Breed amphibians in captivity (toads)**

Ten studies in Germany, Italy, Spain, the UK and USA found that toads produced eggs in captivity. Eight found that toads were raised successfully to tadpoles, toadlets or adults in captivity. Two found that most died after hatching or metamorphosis. Two reviews found mixed results with four



species of toad or 21% of captive populations of Puerto Rican crested toads breeding successfully. Four studies in Germany, Spain and the USA found that reproductive success was affected by tank location and humidity. *Assessment: trade-offs between benefits and harms (effectiveness 65%; certainty 60%; harms 25%).*

<http://www.conservationevidence.com/actions/848>

### ● **Head-start amphibians for release**

Twenty-two studies head-started amphibians from eggs and monitored them after release. A global review and six of 10 studies in Europe and the USA found that released head-started tadpoles, metamorphs or juveniles established breeding populations or increased existing populations. Two found mixed results with breeding populations established in 71% of studies reviewed or at 50% of sites. Two found that head-started metamorphs or adults did not establish a breeding population or prevent a population decline. An additional 10 studies in Australia, Canada, Europe and the USA measured aspects of survival or breeding success of released head-started amphibians and found mixed results. Three studies in the USA only provided results for head-starting in captivity. Two of those found that eggs could be reared to tadpoles, but only one successfully reared adults. *Assessment: trade-offs between benefits and harms (effectiveness 60%; certainty 60%; harms 25%).*

<http://www.conservationevidence.com/actions/881>

### ● **Release captive-bred individuals (Mallorcan midwife toad)**

Three studies in Mallorca found that captive-bred midwife toads released as tadpoles, toadlets or adults established breeding populations at 38–100% of sites. One study in the UK found that predator defences were maintained, but genetic diversity was reduced in a captive-bred population. *Assessment: trade-offs between benefits and harms (effectiveness 68%; certainty 58%; harms 20%).*

<http://www.conservationevidence.com/actions/873>

### ● **Release captive-bred individuals (toads)**

Two of three studies in Denmark, Sweden and the USA found that captive-bred toads released as tadpoles, juveniles or metamorphs established populations. The other found that populations were not established. Two studies in Puerto Rico found that survival of released captive-bred Puerto

Rican crested toads was low. *Assessment: trade-offs between benefits and harms (effectiveness 40%; certainty 50%; harms 20%).*

<http://www.conservationevidence.com/actions/875>

### ● **Use artificial fertilization in captive breeding**

Three replicated studies, including two randomized studies, in Australia and the USA found that the success of artificial fertilization depended on the type and number of doses of hormones used to stimulate egg production. One replicated study in Australia found that 55% of eggs were fertilized artificially, but soon died. *Assessment: trade-offs between benefits and harms (effectiveness 40%; certainty 40%; harms 20%).*

<http://www.conservationevidence.com/actions/834>

### ● **Use hormone treatment to induce sperm and egg release**

One review and nine of 10 replicated studies, including two randomized, controlled studies, in Austria, Australia, China, Latvia, Russia and the USA found that hormone treatment of male amphibians stimulated or increased sperm production, or resulted in successful breeding. One found that hormone treatment of males and females did not result in breeding. One review and nine of 14 replicated studies, including six randomized and/ or controlled studies, in Australia, Canada, China, Ecuador, Latvia and the USA found that hormone treatment of female amphibians had mixed results, with 30–71% of females producing viable eggs following treatment, or with egg production depending on the combination, amount or number of doses of hormones. Three found that hormone treatment stimulated egg production or successful breeding. Two found that treatment did not stimulate or increase egg production. *Assessment: trade-offs between benefits and harms (effectiveness 50%; certainty 65%; harms 30%).*

<http://www.conservationevidence.com/actions/883>

## **Unknown effectiveness (limited evidence)**

### ● **Release captive-bred individuals (salamanders including newts)**

One study in Germany found that captive-bred great crested newts and smooth newts released as larvae, juveniles and adults established stable

breeding populations. *Assessment: unknown effectiveness — limited evidence (effectiveness 70%; certainty 30%; harms 0%).*

<http://www.conservationevidence.com/actions/874>

## **Unlikely to be beneficial**

### ● **Freeze sperm or eggs for future use**

Ten replicated studies, including three controlled studies, in Austria, Australia, Russia, the UK and USA found that following freezing, viability of amphibian sperm, and in one case eggs, depended on species, cryoprotectant used, storage temperature or method and freezing or thawing rate. One found that sperm could be frozen for up to 58 weeks. *Assessment: unlikely to be beneficial (effectiveness 35%; certainty 50%; harms 10%).*

<http://www.conservationevidence.com/actions/876>

## **Likely to be ineffective or harmful**

### ● **Release captive-bred individuals (green and golden bell frogs)**

Three studies in Australia found that captive-bred green and golden bell frogs released mainly as tadpoles did not established breeding populations, or only established breeding populations in 25% of release programmes. One study in Australia found that some frogs released as tadpoles survived at least 13 months. *Assessment: likely to be ineffective or harmful (effectiveness 20%; certainty 50%; harms 20%).*

<http://www.conservationevidence.com/actions/872>

# 1.14 Education and awareness raising

---

<b>Based on the collated evidence, what is the current assessment of the effectiveness of interventions for education and awareness raising?</b>	
<b>Likely to be beneficial</b>	<ul style="list-style-type: none"><li>• Engage volunteers to collect amphibian data (citizen science)</li><li>• Provide education programmes about amphibians</li><li>• Raise awareness amongst the general public through campaigns and public information</li></ul>

## Likely to be beneficial

### ● Engage volunteers to collect amphibian data (citizen science)

Five studies in Canada, the UK and USA found that amphibian data collection projects engaged up to 10,506 volunteers and were active in 16–17 states in the USA. Five studies in the UK and USA found that volunteers surveyed up to 7,872 sites, swabbed almost 6,000 amphibians and submitted thousands of amphibian records. *Assessment: likely to be beneficial (effectiveness 66%; certainty 60%; harms 0%).*

<http://www.conservationevidence.com/actions/760>

### ● Provide education programmes about amphibians

One study in Taiwan found that education programmes about wetlands and amphibians, along with other interventions, doubled a population of Taipei frogs. Four studies, including one replicated study, in Germany,

Mexico, Slovenia, Zimbabwe and the USA found that education programmes increased the amphibian knowledge of students. *Assessment: likely to be beneficial (effectiveness 58%; certainty 55%; harms 0%).*

<http://www.conservationevidence.com/actions/776>

● **Raise awareness amongst the general public through campaigns and public information**

Two studies, including one replicated, before-and-after study, in Estonia and the UK found that raising public awareness, along with other interventions, increased amphibian breeding habitat and numbers of toads. One before-and-after study in Mexico found that raising awareness in tourists increased their knowledge of axolotls. However, one study in Taiwan found that holding press conferences had no effect on a frog conservation project. *Assessment: likely to be beneficial (effectiveness 60%; certainty 51%; harms 0%).*

<http://www.conservationevidence.com/actions/831>

## 2. BAT CONSERVATION

**Anna Berthinussen, Olivia C. Richardson O.C. and John D. Altringham**

### **Expert assessors**

**Silviu Petrovan**, University of Cambridge, United Kingdom

**Guido Reiter**, Austrian Coordination Centre for Bat Conservation & Research, Austria

**Jasja Dekker**, Jasja Dekker Dierecologie, Netherlands

**Johnny De Jong**, Swedish University of Agricultural Sciences, Sweden

**Alice Hughes**, Xishuangbanna Tropical Botanical Garden, China, P.R.

**Danilo Russo**, Università degli Studi di Napoli Federico II, Italy

**Winifred Frick**, Bat Conservation International, United States

**Kirsty Park**, University of Stirling, United Kingdom

**Neil Furey**, Harrison Institute, Cambodia

**Anita Glover**, Vincent Wildlife Trust, United Kingdom

**Luisa Rodrigues**, Institute for Nature Conservation and Forests, Portugal

**Scope of assessment:** for native wild bat species across the world.

**Assessed:** 2020. For previous assessments and expert panels please check *What Works in Conservation 2019*.

**Effectiveness measure** is the median % score for effectiveness.

**Certainty measure** is the median % certainty of evidence for effectiveness, determined by the quantity and quality of the evidence in the synopsis.

**Harm measure** is the median % score for negative side-effects to the group of species of concern.

This book is meant as a guide to the evidence available for different conservation interventions and as a starting point in assessing their effectiveness. The assessments are based on the available evidence for the target group of species for each intervention. The assessment may therefore refer to different species or habitat to the one(s) you are considering. Before making any decisions about implementing interventions it is vital that you read the more detailed accounts of the evidence in order to assess their relevance for your study species or system.

Full details of the evidence are available at  
**[www.conservationevidence.com](http://www.conservationevidence.com)**

There may also be significant negative side-effects on the target groups or other species or communities that have not been identified in this assessment.

A lack of evidence means that we have been unable to assess whether or not an intervention is effective or has any harmful impacts.

## 2.1 Threat: Residential and commercial development

---

<b>Based on the collated evidence, what is the current assessment of the effectiveness of interventions for residential and commercial development?</b>	
<b>Unknown effectiveness</b>	<ul style="list-style-type: none"> <li>• Change timing of building work</li> <li>• Create alternative bat roosts within developments</li> <li>• Create or restore bat foraging habitat in urban areas</li> <li>• Exclude bats from roosts during building work</li> <li>• Legally protect bats during development</li> <li>• Protect brownfield or ex-industrial sites</li> <li>• Relocate access points to bat roosts within developments</li> <li>• Retain existing bat roosts and access points within developments</li> </ul>
<b>No evidence found (no assessment)</b>	<ul style="list-style-type: none"> <li>• Educate homeowners about building and planning laws relating to bats to reduce disturbance to bat roosts</li> <li>• Encourage homeowners to increase semi-natural habitat within gardens</li> <li>• Encourage homeowners to plant gardens with night-scented flowers</li> <li>• Install sound-proofing insulation between bat roosts and areas occupied by humans within developments</li> <li>• Protect greenfield sites or undeveloped land in urban areas</li> </ul>



## Unknown effectiveness

### ● Change timing of building work

One study evaluated the effects of changing the timing of building work on bat populations. The study was in Ireland.

COMMUNITY RESPONSE (0 STUDIES)

POPULATION RESPONSE (0 STUDIES)

BEHAVIOUR (1 STUDY)

Use (1 study): One before-and-after study in Ireland found that carrying out roofing work outside of the bat maternity season, along with retaining bat access points, resulted in a similar number of brown long-eared bats continuing to use a roost within an attic.

*Assessment: unknown effectiveness (effectiveness 50%; certainty 12%; harms 0%).*

<https://www.conservationevidence.com/actions/950>

### ● Create alternative bat roosts within developments

Eleven studies evaluated the effects of creating alternative bat roosts within developments on bat populations. Two studies were in the USA, and nine studies were in Europe.

COMMUNITY RESPONSE (0 STUDIES)

POPULATION RESPONSE (0 STUDIES)

BEHAVIOUR (11 STUDIES)

Use: (11 studies): Two replicated studies in the USA and UK found that bats did not use any of the alternative roosts provided in bat houses or a purpose-built bat wall after exclusion from buildings. Three studies (two replicated) in the USA and UK and one review in the UK found that bat boxes or bat lofts/barns were used by bats at 13–74% of development sites, and bat lofts/barns were used by maternity colonies at one of 19 development sites. Three of five before-and-after studies in Portugal, Ireland, Spain and the UK found that bat colonies used purpose-built roosts in higher or similar numbers after the original roosts were destroyed. The other two studies found that bats used purpose-built roosts in lower numbers than the original roost. One review in the UK found that new bat boxes/lofts built to replace destroyed roosts were four times less likely to be used by returning bats than roosts retained during development.

*Assessment: unknown effectiveness (effectiveness 45%; certainty 35%; harms 0%).*

<https://www.conservationevidence.com/actions/949>

### ● **Create or restore bat foraging habitat in urban areas**

Three studies evaluated the effects of creating or restoring bat foraging habitat in urban areas on bat populations. One study in the USA evaluated restored forest fragments, and two studies in the UK and USA evaluated green roofs.

COMMUNITY RESPONSE (1 STUDY)

Richness/diversity (1 study): One replicated, controlled, site comparison study in the USA found no difference in species richness over green roofs and conventional unvegetated roofs.

POPULATION RESPONSE (3 STUDIES)

Abundance (3 studies): One site comparison study in the USA found higher bat activity (relative abundance) in two of seven restored forest fragments in urban areas than in two unrestored forest fragments. One replicated, controlled, site comparison study in the UK found significantly greater bat activity over 'biodiverse' green roofs than conventional unvegetated roofs, but not over 'sedum' green roofs. One replicated, controlled, site comparison study in the USA found greater bat activity for three of five bat species over green roofs than over conventional unvegetated roofs.

BEHAVIOUR (0 STUDIES)

*Assessment: unknown effectiveness (effectiveness 60%; certainty 36%; harms 0%).*

<https://www.conservationevidence.com/actions/954>

### ● **Exclude bats from roosts during building work**

One study evaluated the effects of excluding bats from roosts during building work on bat populations. The study was in the UK.

COMMUNITY RESPONSE (0 STUDIES)

POPULATION RESPONSE (0 STUDIES)

BEHAVIOUR (1 STUDY)

Behaviour change (1 study): One replicated, before-and-after study in the UK found that excluding bats from roosts within buildings did not change roost switching frequency, core foraging areas or foraging preferences of soprano pipistrelle colonies.

*Assessment: unknown effectiveness (effectiveness 45%; certainty 23%; harms 17%).*

<https://www.conservationevidence.com/actions/1930>

### ● **Legally protect bats during development**

Three studies evaluated the effects of legally protecting bats by issuing licences during development on bat populations. The three studies were in the UK.

COMMUNITY RESPONSE (0 STUDIES)

POPULATION RESPONSE (0 STUDIES)

BEHAVIOUR (2 STUDIES)

Change in human behaviour (2 studies): One review in the UK found that the number of development licences for bats more than doubled over three years in Scotland. One review in the UK found that 81% of licensees did not carry out post-development monitoring to assess whether bats used the roost structures installed.

OTHER (2 STUDIES)

Impact on bat roost sites (2 studies): One review in the UK found that licenced activities during building developments had a negative impact on bat roosts, with 68% of roosts being destroyed. One replicated, before-and-after study in the UK found that five of 28 compensation roosts provided under licence were used, and two by similar or greater numbers of bats after development. *Assessment: unknown effectiveness (effectiveness 18%; certainty 15%; harms 2%).*

<https://www.conservationevidence.com/actions/1935>

### ● **Protect brownfield or ex-industrial sites**

One study evaluated the effects of protecting brownfield or ex-industrial sites on bat populations. The study was in the USA.

COMMUNITY RESPONSE (1 STUDY)

Richness/diversity (1 study): One study in the USA found that five bat species were recorded within a protected urban wildlife refuge on an abandoned manufacturing site.

POPULATION RESPONSE (0 STUDIES)

BEHAVIOUR (0 STUDIES)

*Assessment: unknown effectiveness (effectiveness 40%; certainty 20%; harms 0%).*

<https://www.conservationevidence.com/actions/953>

### ● **Relocate access points to bat roosts within developments**

Two studies evaluated the effects of relocating access points to bat roosts within building developments on bat populations. One study was in Ireland and one in the UK.

COMMUNITY RESPONSE (0 STUDIES)

POPULATION RESPONSE (0 STUDIES)

BEHAVIOUR (2 STUDIES)

Use (2 studies): One before-and-after study in Ireland found that fewer brown long-eared bats used a roost after the access points were relocated,

and no bats were observed flying through them. One before-and-after study in the UK found that few lesser horseshoe bats used an alternative access point with a 'bend' design to re-enter a roost in a building development, but the number of bats using the roost increased after an access point with a 'straight' design was installed.

*Assessment: unknown effectiveness (effectiveness 45%; certainty 32%; harms 10%).*

<https://www.conservationevidence.com/actions/946>

### ● **Retain existing bat roosts and access points within developments**

Two studies evaluated the effects of retaining existing bat roosts and access points within developments on bat populations. One study was in Ireland and one in the UK.

COMMUNITY RESPONSE (0 STUDIES)

POPULATION RESPONSE (0 STUDIES)

BEHAVIOUR (2 STUDIES)

Use (2 studies): One before-and-after study in Ireland found similar numbers of brown long-eared bats roosting within an attic after existing access points were retained during renovations. One replicated, before-and-after study in the UK found that four of nine bat roosts retained within developments were used as maternity colonies, in two cases by similar or greater numbers of bats after development had taken place.

*Assessment: unknown effectiveness (effectiveness 67%; certainty 27%; harms 0%).*

<https://www.conservationevidence.com/actions/947>

### **No evidence found (no assessment)**

We have captured no evidence for the following interventions:

- Educate homeowners about building and planning laws relating to bats to reduce disturbance to bat roosts
- Encourage homeowners to increase semi-natural habitat within gardens
- Encourage homeowners to plant gardens with night-scented flowers
- Install sound-proofing insulation between bat roosts and areas occupied by humans within developments
- Protect greenfield sites or undeveloped land in urban areas.

## 2.2 Threat: Agriculture

---

### 2.2.1 All farming systems

<b>Based on the collated evidence, what is the current assessment of the effectiveness of interventions for all farming systems?</b>	
<b>Likely to be beneficial</b>	<ul style="list-style-type: none"> <li>• Retain or plant native trees and shrubs amongst crops (agroforestry)</li> <li>• Use organic farming instead of conventional farming</li> </ul>
<b>Unknown effectiveness</b>	<ul style="list-style-type: none"> <li>• Create tree plantations on agricultural land to provide roosting and foraging habitat for bats</li> <li>• Engage farmers and landowners to manage land for bats</li> <li>• Introduce agri-environment schemes</li> <li>• Manage hedges to benefit bats</li> <li>• Reduce field size (or maintain small fields)</li> <li>• Retain riparian buffers on agricultural land</li> <li>• Retain unmown field margins</li> </ul>
<b>No evidence found (no assessment)</b>	<ul style="list-style-type: none"> <li>• Increase the proportion of semi-natural habitat in the farmed landscape</li> <li>• Manage ditches to benefit bats</li> <li>• Plant field margins with a diverse mix of plant species</li> <li>• Plant in-field trees</li> <li>• Plant new hedges</li> <li>• Provide or retain set-aside areas in farmland</li> <li>• Retain existing in-field trees</li> <li>• Retain remnant forest or woodland on agricultural land</li> </ul>

## Likely to be beneficial

### ● Retain or plant native trees and shrubs amongst crops (agroforestry)

Seven studies evaluated the effects of retaining or planting native trees and shrubs amongst crops on bat populations. Two studies were in South America, four were in Mexico, and one was in Tanzania.

#### COMMUNITY RESPONSE (7 STUDIES)

Community composition (1 study): One replicated, site comparison study in Tanzania found different compositions of bat species in coffee plantations with different amounts and types of shade cover.

Richness/diversity (7 studies): Four of six replicated, site comparison studies in Colombia, Mexico and Costa Rica found a similar number of bat species in shaded and unshaded coffee plantations, and in coffee plantations with different amounts and types of shade cover. The two other studies found more bat species and higher bat diversity in coffee, cacao and banana plantations with varied shade cover, than in plantations with a single shade species or no shade. One replicated, site comparison study in Tanzania found more bat species in shaded coffee plantations than in traditional mixed agroforestry systems with natural forest vegetation.

#### POPULATION RESPONSE (5 STUDIES)

Abundance (5 studies): Two replicated, site comparison studies in Mexico captured more bats in coffee plantations with varied shade cover than in plantations with a single shade species. One replicated, site comparison study in Mexico found higher activity (relative abundance) of forest bat species in plantations with a varied shade cover than in plantations with a single shade species, but the opposite was true for open habitat bat species. One replicated, site comparison study in Costa Rica found no difference in the number of bats captured between cacao and banana shade plantations and unshaded monocultures. One replicated, site comparison study in Tanzania found greater bat occurrence in shaded coffee plantations than in traditional mixed agroforestry systems with natural forest vegetation.

#### BEHAVIOUR (0 STUDIES)

*Assessment: likely to be beneficial (effectiveness 55%; certainty 50%; harms 0%).*

<https://www.conservazionevidence.com/actions/963>

## ● Use organic farming instead of conventional farming

Twelve studies evaluated the effects of using organic farming instead of conventional farming on bat populations. Eight studies were in Europe, two in the USA, one in Canada and one in Chile.

### COMMUNITY RESPONSE (7 STUDIES)

Community composition (1 study): One replicated, paired sites study in the USA found that the composition of bat species did not differ between organic and non-organic farms.

Richness/diversity (7 studies): Five of seven replicated, paired sites or site comparison studies in Europe, the USA, Canada and Chile found that the number of bat species did not differ between organic and non-organic farms. The other two studies found more bat species on organic farms than non-organic farms.

### POPULATION RESPONSE (12 STUDIES)

Abundance (12 studies): Five of nine replicated, paired sites or site comparison studies in Europe, the USA, Canada and Chile found that overall bat activity (relative abundance) and common pipistrelle activity did not differ between organic and non-organic farms. The other four studies found higher overall bat activity, bat feeding activity, Brazilian free-tailed bat activity, and activity of four of seven bat species on organic farms than non-organic farms. Two replicated, paired sites and site comparison studies in the UK found higher activity of *Myotis* species over water and rivers on organic farms than non-organic farms, but no differences were found for other species or habitats. One replicated, site comparison study in France found higher activity for two of three bat species over organic fields than two of three types of conventionally managed fields.

### BEHAVIOUR (0 STUDIES)

*Assessment: likely to be beneficial (effectiveness 60%; certainty 60%; harms 0%).*

<https://www.conservationevidence.com/actions/961>

## Unknown effectiveness

## ● Create tree plantations on agricultural land to provide roosting and foraging habitat for bats

Three studies evaluated the effects of creating tree plantations on agricultural land to provide roosting and foraging habitat for bats on bat populations. The three studies were in Australia.

#### COMMUNITY RESPONSE (3 STUDIES)

Richness/diversity (3 studies): Three replicated, site comparison studies in Australia found no difference in the number of bat species in agricultural areas with and without plantations of native trees.

#### POPULATION RESPONSE (3 STUDIES)

Abundance (3 studies): Two of three replicated, site comparison studies in Australia found no difference in bat activity (relative abundance) in agricultural areas with and without plantations of native trees. The other study found higher bat activity in plantations next to remnant native vegetation than in isolated plantations or over grazing land. In all three studies, bat activity was lower in plantations compared to original forest and woodland remnants.

#### BEHAVIOUR (0 STUDIES)

*Assessment: unknown effectiveness (effectiveness 30%; certainty 30%; harms 0%).*

<https://www.conservationevidence.com/actions/958>

### ● **Engage farmers and landowners to manage land for bats**

One study evaluated the effects of engaging farmers and landowners to manage land for bats on bat populations. The study was in the UK.

#### COMMUNITY RESPONSE (0 STUDIES)

#### POPULATION RESPONSE (1 STUDY)

Abundance (1 study): One study in the UK found that during a five-year project to engage farmers and landowners to manage land for bats, the overall population of greater horseshoe bats at four maternity roosts in the area increased (but see summary below).

#### BEHAVIOUR (1 STUDY)

Change in human behaviour (1 study): One study in the UK found that a landowner engagement project resulted in 77 bat-related management agreements covering approximately 6,536 ha of land.

*Assessment: unknown effectiveness (effectiveness 55%; certainty 20%; harms 0%).*

<https://www.conservationevidence.com/actions/1936>

### ● **Introduce agri-environment schemes**

Three studies evaluated the effects of agri-environment schemes on bat populations. The three studies were in the UK.

#### COMMUNITY RESPONSE (0 STUDIES)

#### POPULATION RESPONSE (3 STUDIES)

Abundance (3 studies): Two of three replicated, paired sites study in the UK found that total bat activity (relative abundance) and the activity of six



bat species did not differ significantly between farms managed under agri-environment schemes and those managed conventionally. The other study found significantly lower overall bat activity and activity of pipistrelle species on agri-environment scheme farms than conventional farms.

BEHAVIOUR (0 STUDIES)

*Assessment: unknown effectiveness (effectiveness 35%; certainty 30%; harms 10%).*

<https://www.conservationevidence.com/actions/962>

### ● **Manage hedges to benefit bats**

One study evaluated the effects of managing hedges to benefit bat populations. The study was in the UK.

COMMUNITY RESPONSE (0 STUDIES)

POPULATION RESPONSE (1 STUDY)

Abundance (1 study): One replicated, paired sites study in the UK found that pipistrelle activity (relative abundance) did not differ between hedges managed for wildlife on agri-environment scheme farms and hedges on conventional farms.

BEHAVIOUR (0 STUDIES)

*Assessment: unknown effectiveness (effectiveness 0%; certainty 20%; harms 0%).*

<https://www.conservationevidence.com/actions/1943>

### ● **Reduce field size (or maintain small fields)**

One study evaluated the effects of maintaining small fields on bat populations. The study was in Canada.

COMMUNITY RESPONSE (0 STUDIES)

POPULATION RESPONSE (1 STUDY)

Abundance (1 study): One study in Canada found that agricultural landscapes with smaller fields had higher activity (relative abundance) of six of seven bat species than landscapes with larger fields.

BEHAVIOUR (0 STUDIES)

*Assessment: unknown effectiveness (effectiveness 60%; certainty 30%; harms 0%).*

<https://www.conservationevidence.com/actions/1939>

### ● **Retain riparian buffers on agricultural land**

One study evaluated the effects of retaining riparian buffers on agricultural land on bat populations. The study was in the UK.

COMMUNITY RESPONSE (0 STUDIES)

POPULATION RESPONSE (1 STUDY)

Abundance (1 study): One replicated, paired sites study in the UK found that pipistrelle activity (relative abundance) did not differ along waterways with buffers of vegetation on agri-environment scheme farms and waterways on conventional farms.

BEHAVIOUR (0 STUDIES)

*Assessment: unknown effectiveness (effectiveness 40%; certainty 20%; harms 0%).*

<https://www.conservationevidence.com/actions/2284>

### ● Retain unmown field margins

One study evaluated the effects of retaining unmown field margins on bats populations. The study was in the UK.

COMMUNITY RESPONSE (0 STUDIES)

POPULATION RESPONSE (1 STUDY)

Abundance (1 study): One replicated, paired sites study in the UK found that pipistrelle activity (relative abundance) did not differ between unmown field margins managed for wildlife on agri-environment scheme farms and field margins on conventional farms.

BEHAVIOUR (0 STUDIES)

*Assessment: unknown effectiveness (effectiveness 0%; certainty 10%; harms 0%).*

<https://www.conservationevidence.com/actions/1940>

## No evidence found (no assessment)

We have captured no evidence for the following interventions:

- Increase the proportion of semi-natural habitat in the farmed landscape
- Manage ditches to benefit bats
- Plant field margins with a diverse mix of plant species
- Plant in-field trees
- Plant new hedges
- Provide or retain set-aside areas in farmland
- Retain existing in-field trees
- Retain remnant forest or woodland on agricultural land.

## 2.2.2 Livestock farming

Based on the collated evidence, what is the current assessment of the effectiveness of interventions for livestock farming?	
<b>Unknown effectiveness</b>	<ul style="list-style-type: none"> <li>• Remove livestock modifications from water troughs</li> </ul>
<b>No evidence found (no assessment)</b>	<ul style="list-style-type: none"> <li>• Avoid the use of antiparasitic drugs for livestock</li> <li>• Manage grazing regimes to increase invertebrate prey</li> <li>• Replace culling of bats with non-lethal methods of preventing vampire bats from spreading rabies to livestock</li> </ul>

### Unknown effectiveness

#### ● Remove livestock modifications from water troughs

One study evaluated the effects of removing livestock modifications from water troughs on bat populations. The study was in the USA.

COMMUNITY RESPONSE (0 STUDIES)

POPULATION RESPONSE (0 STUDIES)

BEHAVIOUR (1 STUDY)

Use (1 study): One replicated, paired sites study in the USA found that removing livestock modifications from water troughs resulted in bats drinking from them more frequently.

Behaviour change (1 study): One replicated, paired sites study in the USA found that when livestock modifications were removed from water troughs, bats approached troughs fewer times before successfully drinking from them.

*Assessment: unknown effectiveness (effectiveness 60%; certainty 30%; harms 0%).*

<https://www.conservationevidence.com/actions/1951>

### No evidence found (no assessment)

We have captured no evidence for the following interventions:

- Avoid the use of antiparasitic drugs for livestock
- Manage grazing regimes to increase invertebrate prey

- Replace culling of bats with non-lethal methods of preventing vampire bats from spreading rabies to livestock.

### 2.2.3 Perennial, non-timber crops

<b>Based on the collated evidence, what is the current assessment of the effectiveness of interventions for perennial, non-timber crops?</b>	
<b>No evidence found (no assessment)</b>	<ul style="list-style-type: none"> <li>• Introduce certification for bat-friendly crop harvesting regimes</li> <li>• Prevent culling of bats around fruit orchards</li> <li>• Replace netting with non-lethal measures to prevent bats from accessing fruit in orchards</li> <li>• Restore and manage abandoned orchards for bats</li> </ul>

#### **No evidence found (no assessment)**

We have captured no evidence for the following interventions:

- Introduce certification for bat-friendly crop harvesting regimes
- Prevent culling of bats around fruit orchards
- Replace netting with non-lethal measures to prevent bats from accessing fruit in orchards
- Restore and manage abandoned orchards for bats.

## 2.3 Threat: Energy production

---

### 2.3.1 Wind turbines

<b>Based on the collated evidence, what is the current assessment of the effectiveness of interventions for wind turbines?</b>	
<b>Beneficial</b>	<ul style="list-style-type: none"> <li>• Increase the wind speed at which turbines become operational ('cut-in speed') to reduce bat fatalities</li> </ul>
<b>Likely to be beneficial</b>	<ul style="list-style-type: none"> <li>• Automatically reduce turbine blade rotation when bat activity is high</li> <li>• Deter bats from turbines using ultrasound</li> <li>• Prevent turbine blades from turning at low wind speeds to reduce bat fatalities</li> </ul>
<b>No evidence found (no assessment)</b>	<ul style="list-style-type: none"> <li>• Apply textured coating to turbines</li> <li>• Close off potential access points on turbines to prevent roosting bats</li> <li>• Deter bats from turbines using low-level ultraviolet light</li> <li>• Deter bats from turbines using radar</li> <li>• Modify turbine placement to reduce bat fatalities</li> <li>• Paint turbines to reduce insect attraction</li> <li>• Reduce rotor diameter</li> <li>• Reduce turbine height</li> <li>• Remove turbine lighting to reduce bat and insect attraction</li> <li>• Retain a buffer between turbines and habitat features used by bats</li> </ul>

## Beneficial

- **Increase the wind speed at which turbines become operational ('cut-in speed') to reduce bat fatalities**

Four studies evaluated the effects of increasing the wind speed at which turbines become operational ('cut-in speed') on bat populations. One study was in Canada and three studies were in the USA.

COMMUNITY RESPONSE (0 STUDIES)

POPULATION RESPONSE (4 STUDIES)

Survival (4 studies): Three randomized, replicated, controlled studies (including one before-and-after study) in Canada and the USA, and one review in the USA found that bat fatalities were significantly reduced when the wind speed at which turbines became operational ('cut-in speed') was increased.

BEHAVIOUR (0 STUDIES)

*Assessment: beneficial (effectiveness 80%; certainty 70%; harms 0%).*

<https://www.conservationevidence.com/actions/1960>

## Likely to be beneficial

- **Automatically reduce turbine blade rotation when bat activity is high**

Two studies evaluated the effects of automatically reducing turbine blade rotation when bat activity is high on bat populations. One study was in Germany, and one in the USA.

COMMUNITY RESPONSE (0 STUDIES)

POPULATION RESPONSE (2 STUDIES)

Survival (2 studies): Two replicated studies (one randomized, controlled and one paired sites study) in Germany and the USA found that automatically reducing the rotation speed of wind turbine blades when bat activity is predicted to be high resulted in significantly fewer bat fatalities for all bat species combined and for little brown bats.

BEHAVIOUR (0 STUDIES)

*Assessment: likely to be beneficial (effectiveness 80%; certainty 55%; harms 0%).*

<https://www.conservationevidence.com/actions/971>

### ● **Deter bats from turbines using ultrasound**

Two studies evaluated the effects of deterring bats from wind turbines using ultrasound on bat populations. The two studies were in the USA.

COMMUNITY RESPONSE (0 STUDIES)

POPULATION RESPONSE (1 STUDY)

Survival (1 study): One randomized, replicated, controlled study with a before-and-after trial in the second year in the USA found mixed results. In the first year of the study, 21-51% fewer bats were killed at turbines with an ultrasonic deterrent fitted than at control turbines, but in the second year, from 2% more to 64% fewer bats were killed at turbines with ultrasonic deterrents fitted.

BEHAVIOUR (1 STUDY)

Behaviour change (1 study): One paired sites study in the USA found significantly fewer bats flying near one of two wind turbines with an ultrasonic deterrent compared to turbines without.

*Assessment: likely to be beneficial (effectiveness 40%; certainty 45%; harms 7%).*

<https://www.conservationevidence.com/actions/968>

### ● **Prevent turbine blades from turning at low wind speeds to reduce bat fatalities**

Three studies evaluated the effects of preventing turbine blades from turning at low wind speeds on bat populations. Two studies were in Canada and one review was in the USA.

COMMUNITY RESPONSE (0 STUDIES)

POPULATION RESPONSE (3 STUDIES)

Survival (3 studies): Two replicated, controlled before-and-after studies (including one randomized study) in Canada and one review in the USA found that bat fatalities were significantly reduced when turbine blades were prevented from turning at low wind speeds.

BEHAVIOUR (0 STUDIES)

*Assessment: likely to be beneficial (effectiveness 80%; certainty 50%; harms 0%).*

<https://www.conservationevidence.com/actions/970>

## **No evidence found (no assessment)**

We have captured no evidence for the following interventions:

- Apply textured coating to turbines

- Close off potential access points on turbines to prevent roosting bats
- Deter bats from turbines using low-level ultraviolet light
- Deter bats from turbines using radar
- Modify turbine placement to reduce bat fatalities
- Paint turbines to reduce insect attraction
- Reduce rotor diameter
- Reduce turbine height
- Remove turbine lighting to reduce bat and insect attraction
- Retain a buffer between turbines and habitat features used by bats.

### 2.3.2 Mining

<b>Based on the collated evidence, what is the current assessment of the effectiveness of interventions for mining?</b>	
<b>Trade-off between benefit and harms</b>	<ul style="list-style-type: none"> <li>• Install and maintain gates at mine entrances to restrict public access</li> </ul>
<b>Unknown effectiveness</b>	<ul style="list-style-type: none"> <li>• Maintain microclimate in closed/abandoned mines</li> <li>• Restore bat foraging habitat at ex-quarry sites</li> </ul>
<b>No evidence found (no assessment)</b>	<ul style="list-style-type: none"> <li>• Exclude bats from roosts prior to mine reclamation</li> <li>• Provide artificial subterranean bat roosts to replace roosts in reclaimed mines</li> <li>• Relocate bats from reclaimed mines to alternative subterranean roost sites</li> <li>• Reopen entrances to closed mines and make suitable for roosting bats</li> <li>• Retain access points for bats following mine closures</li> </ul>

#### Trade-off between benefit and harms

- **Install and maintain gates at mine entrances to restrict public access**

Nine studies evaluated the effects of installing gates at mine entrances on bat populations. Eight studies were in the USA and one in Australia.

COMMUNITY RESPONSE (1 STUDY)



Richness/diversity (1 study): One replicated, before-and-after study in the USA found that fewer bat species entered mines after gates were installed.

POPULATION RESPONSE (3 STUDIES)

Abundance (3 studies): Two replicated, site comparison or before-and-after studies in the USA and Australia found fewer bats in mines or at mine entrances after gates were installed. One replicated, controlled, before-and-after study in the USA found that bat activity (relative abundance) remained stable or increased at five of seven gated mines, and decreased at two gated mines.

BEHAVIOUR (6 STUDIES)

Use (2 studies): One before-and-after study in the USA found that 43 of 47 mines continued to be used 12 years after gates were installed, however bats abandoned four mines with 'ladder' design gates. One replicated study in the USA found that gate design and time since gate installation had varied effects on the presence of four bat species.

Behaviour change (4 studies): Four replicated, before-and-after or site comparison studies in the USA and Australia found that bats at mine entrances circled more and entered mines less after gates were installed.

OTHER (2 STUDIES)

Collisions with gates (1 study): One replicated, controlled, before-and-after study in the USA found that up to 7% of bats at mine entrances collided with mine gates.

*Assessment: trade-off between benefit and harms (effectiveness 50%; certainty 50%; harms 46%).*

<https://www.conservationevidence.com/actions/1963>

## Unknown effectiveness

### ● Maintain microclimate in closed/abandoned mines

One study evaluated the effects of maintaining the microclimate in an abandoned mine on bat populations. The study was in the USA.

COMMUNITY RESPONSE (0 STUDIES)

POPULATION RESPONSE (1 STUDY)

Abundance (1 study): One before-and-after study in the USA found that modifying the microclimate of an abandoned mine by closing a man-made entrance resulted in a greater number of bats hibernating within the mine.

BEHAVIOUR (0 STUDIES)

*Assessment: unknown effectiveness (effectiveness 45%; certainty 20%; harms 0%).*

<https://www.conservationevidence.com/actions/1964>

### ● **Restore bat foraging habitat at ex-quarry sites**

One study evaluated the effects of restoring bat foraging habitat at ex-quarry sites on bat populations. The study was in France.

COMMUNITY RESPONSE (0 STUDIES)

POPULATION RESPONSE (1 STUDY)

Abundance (1 study): One replicated, site comparison study in France found that gravel-sand pits had higher overall bat activity (relative abundance) 10 years after restoration than gravel-sand pit sites before or during quarrying.

BEHAVIOUR (0 STUDIES)

*Assessment: unknown effectiveness (effectiveness 50%; certainty 35%; harms 0%).*

<https://www.conservationevidence.com/actions/2286>

### **No evidence found (no assessment)**

We have captured no evidence for the following interventions:

- Exclude bats from roosts prior to mine reclamation
- Provide artificial subterranean bat roosts to replace roosts in reclaimed mines
- Relocate bats from reclaimed mines to alternative subterranean roost sites
- Reopen entrances to closed mines and make suitable for roosting bats
- Retain access points for bats following mine closures.

## 2.4 Threat: Transportation and service corridors

---

### 2.4.1 Roads

<b>Based on the collated evidence, what is the current assessment of the effectiveness of interventions for roads?</b>	
<b>Likely to be beneficial</b>	<ul style="list-style-type: none"> <li>• Install overpasses as road crossing structures for bats</li> <li>• Install underpasses or culverts as road crossing structures for bats</li> </ul>
<b>Unknown effectiveness</b>	<ul style="list-style-type: none"> <li>• Divert bats to safe crossing points with plantings or fencing</li> <li>• Install green bridges as road crossing structures for bats</li> <li>• Maintain bat roosts in road bridges and culverts</li> </ul>
<b>Unlikely to be beneficial</b>	<ul style="list-style-type: none"> <li>• Install bat gantries or bat bridges as road crossing structures for bats</li> </ul>
<b>No evidence found (no assessment)</b>	<ul style="list-style-type: none"> <li>• Avoid planting fruit trees alongside roads in areas with fruit bats</li> <li>• Create spaces for roosting bats in road bridges and culverts</li> <li>• Deter bats from roads using lighting</li> <li>• Deter bats from roads using ultrasound</li> <li>• Install hop-overs as road crossing structures for bats</li> <li>• Minimize road lighting to reduce insect attraction</li> <li>• Replace or improve habitat for bats around roads</li> </ul>

## Likely to be beneficial

### ● Install overpasses as road crossing structures for bats

Three studies evaluated the effects of installing overpasses as road crossing structures for bats. Two studies were in Europe and one in Australia.

COMMUNITY RESPONSE (1 STUDY)

Richness/diversity (1 study): One site comparison study in Australia found that the same number of bat species were recorded at an overpass and in nearby forest and bushland.

POPULATION RESPONSE (0 STUDIES)

BEHAVIOUR (2 STUDIES)

Use (2 studies): One replicated, site comparison study in Ireland found that three bat species used overpasses but up to three-quarters of bats crossed the road below at traffic height. One study in the UK found that an overpass with planters was used by two-thirds of crossing bats, and an unvegetated overpass with a paved road over it was not used by crossing bats.

*Assessment: likely to be beneficial (effectiveness 45%; certainty 42%; harms 0%).*

<https://www.conservationevidence.com/actions/977>

### ● Install underpasses or culverts as road crossing structures for bats

Six studies evaluated the effects of installing underpasses or culverts as road crossing structures for bats. Five studies were in Europe and one in Australia.

COMMUNITY RESPONSE (0 STUDIES)

POPULATION RESPONSE (0 STUDIES)

BEHAVIOUR (6 STUDIES)

Use (6 studies): Six studies (including four replicated studies) in Germany, Ireland, the UK and Australia found that bats used underpasses below roads, and crossed over the roads above them, in varying proportions. One replicated, site comparison study in Australia found that bat species adapted to cluttered habitats used small culverts and underpasses more than bat species adapted to open or edge habitats.

*Assessment: likely to be beneficial (effectiveness 52%; certainty 50%; harms 0%).*

<https://www.conservationevidence.com/actions/976>

## Unknown effectiveness

### ● **Divert bats to safe crossing points with plantings or fencing**

One study evaluated the effects of diverting bats using an artificial hedgerow on bat populations. The study was in Switzerland.

COMMUNITY RESPONSE (0 STUDIES)

POPULATION RESPONSE (0 STUDIES)

BEHAVIOUR (1 STUDY)

Use (1 study): One controlled, before-and-after study in Switzerland found that up to one fifth of lesser horseshoe bats within a colony flew along an artificial hedgerow to commute.

*Assessment: unknown effectiveness (effectiveness 10%; certainty 10%; harms 5%).*

<https://www.conservationevidence.com/actions/981>

### ● **Install green bridges as road crossing structures for bats**

One study evaluated the effects of installing green bridges as road crossing structures for bats. The study was in the UK.

COMMUNITY RESPONSE (0 STUDIES)

POPULATION RESPONSE (0 STUDIES)

BEHAVIOUR (1 STUDY)

Use (1 study): One study in the UK found that a green bridge was used by 97% of bats crossing a road.

*Assessment: unknown effectiveness (effectiveness 70%; certainty 27%; harms 0%).*

<https://www.conservationevidence.com/actions/979>

### ● **Maintain bat roosts in road bridges and culverts**

One study evaluated the effects of maintaining bat roosts within a bridge on bat populations. The study was in Ireland.

COMMUNITY RESPONSE (0 STUDIES)

POPULATION RESPONSE (0 STUDIES)

BEHAVIOUR (1 STUDY)

Use (1 study): One before-and-after study in Ireland found that a maternity colony of Daubenton's bats continued to roost in a road bridge over a river in similar numbers after crevices were retained during repair work.

*Assessment: unknown effectiveness (effectiveness 55%; certainty 20%; harms 0%).*

<https://www.conservationevidence.com/actions/1966>

## Unlikely to be beneficial

### ● Install bat gantries or bat bridges as road crossing structures for bats

Two studies evaluated the effects of installing bat gantries as road crossing structures for bats. Both studies were in the UK.

COMMUNITY RESPONSE (0 STUDIES)

POPULATION RESPONSE (0 STUDIES)

BEHAVIOUR (2 STUDIES)

Use (2 studies): Two replicated studies (including one site comparison) in the UK found that fewer bats used bat gantries than crossed the road below at traffic height, and one bat gantry was not used at all.

*Assessment: unlikely to be beneficial (effectiveness 2%; certainty 40%; harms 0%).*

<https://www.conservationevidence.com/actions/978>

## No evidence found (no assessment)

We have captured no evidence for the following interventions:

- Avoid planting fruit trees alongside roads in areas with fruit bats
- Create spaces for roosting bats in road bridges and culverts
- Deter bats from roads using lighting
- Deter bats from roads using ultrasound
- Install hop-overs as road crossing structures for bats
- Minimize road lighting to reduce insect attraction
- Replace or improve habitat for bats around roads.

## 2.5 Threat: Biological resource use

---

### 2.5.1 Hunting

Based on the collated evidence, what is the current assessment of the effectiveness of interventions for hunting?	
<b>Unknown effectiveness</b>	<ul style="list-style-type: none"> <li>• Inform local communities about disease risks from hunting and eating bat meat to reduce killing of bats</li> <li>• Inform local communities about the negative impacts of bat hunting to reduce killing of bats</li> </ul>
<b>No evidence found (no assessment)</b>	<ul style="list-style-type: none"> <li>• Encourage online vendors to remove bat specimens for sale</li> <li>• Enforce regulations to prevent trafficking and trade of bats</li> <li>• Introduce alternative treatments to reduce the use of bats in traditional medicine</li> <li>• Introduce and enforce legislation to control hunting of bats</li> <li>• Introduce other food sources to replace bat meat</li> <li>• Introduce other income sources to replace bat trade</li> <li>• Replace culling of bats with non-lethal methods of preventing vampire bats from spreading rabies to humans</li> <li>• Restrict the collection of bat specimens for research</li> <li>• Strengthen cultural traditions that discourage bat harvesting</li> </ul>

## Unknown effectiveness

### ● Inform local communities about disease risks from hunting and eating bat meat to reduce killing of bats

One study evaluated the effects of informing local communities about disease risks from hunting and eating bat meat to reduce killing of bats on bat populations. The study was in Ghana.

COMMUNITY RESPONSE (0 STUDIES)

POPULATION RESPONSE (0 STUDIES)

BEHAVIOUR (1 STUDY)

Behaviour change (1 study): One before-and-after study in Ghana found that fewer hunters intended to hunt bats in future after they were provided with education about the risks of diseases carried by bats.

*Assessment: unknown effectiveness (effectiveness 50%; certainty 25%; harms 0%).*

<https://www.conservationevidence.com/actions/1974>

### ● Inform local communities about the negative impacts of bat hunting to reduce killing of bats

One study evaluated the effects of informing local communities about the negative impacts of bat hunting to reduce killing of bats on bat populations. The study was in Ghana.

COMMUNITY RESPONSE (0 STUDIES)

POPULATION RESPONSE (0 STUDIES)

BEHAVIOUR (1 STUDY)

Behaviour change (1 study): One before-and-after study in Ghana found that after providing education about the ecological roles of bats fewer hunters intended to hunt bats in the future.

*Assessment: unknown effectiveness (effectiveness 50%; certainty 20%; harms 0%).*

<https://www.conservationevidence.com/actions/1973>

## No evidence found (no assessment)

We have captured no evidence for the following interventions:

- Encourage online vendors to remove bat specimens for sale
- Enforce regulations to prevent trafficking and trade of bats
- Introduce alternative treatments to reduce the use of bats in traditional medicine



- Introduce and enforce legislation to control hunting of bats
- Introduce other food sources to replace bat meat
- Introduce other income sources to replace bat trade
- Replace culling of bats with non-lethal methods of preventing vampire bats from spreading rabies to humans
- Restrict the collection of bat specimens for research
- Strengthen cultural traditions that discourage bat harvesting.

### 2.5.2 Guano harvesting

<b>Based on the collated evidence, what is the current assessment of the effectiveness of interventions for guano harvesting?</b>	
<b>No evidence found (no assessment)</b>	<ul style="list-style-type: none"> <li>• Introduce and enforce legislation to regulate harvesting of bat guano</li> </ul>

#### **No evidence found (no assessment)**

We have captured no evidence for the following interventions:

- Introduce and enforce legislation to regulate harvesting of bat guano.

### 2.5.3 Logging and wood harvesting

<b>Based on the collated evidence, what is the current assessment of the effectiveness of interventions for logging and wood harvesting?</b>	
<b>Likely to be beneficial</b>	<ul style="list-style-type: none"> <li>• Retain forested corridors in logged areas</li> <li>• Thin trees within forest and woodland</li> <li>• Use selective or reduced impact logging instead of conventional logging</li> </ul>
<b>Unknown effectiveness</b>	<ul style="list-style-type: none"> <li>• Manage forest and woodland to encourage understorey growth</li> <li>• Retain residual tree patches in logged areas</li> <li>• Use shelterwood cutting instead of clearcutting</li> </ul>

<p><b>No evidence found (no assessment)</b></p>	<ul style="list-style-type: none"> <li>• Change timing of forestry operations</li> <li>• Coppice woodland</li> <li>• Encourage natural regeneration in former plantations</li> <li>• Maintain forest and woodland edges for foraging bats</li> <li>• Protect roost trees during forest operations</li> <li>• Replant native trees in logged areas</li> <li>• Retain buffers around roost trees in logged areas</li> <li>• Retain riparian buffers in logged areas</li> <li>• Strengthen cultural traditions such as sacred groves that prevent timber harvesting</li> <li>• Train arborists and forestry operatives to identify potential bat roosts</li> </ul>
---	---

## Likely to be beneficial

### ● Retain forested corridors in logged areas

Three studies evaluated the effects of retaining forested corridors in logged areas on bat populations. The three studies were in the USA.

COMMUNITY RESPONSE (0 STUDIES)

POPULATION RESPONSE (1 STUDY)

Abundance (1 studies): One replicated, site comparison study in the USA found that bat activity (relative abundance) was significantly higher along the edges of forested corridors than in corridor interiors or in adjacent logged stands, which had similar activity levels.

BEHAVIOUR (2 STUDIES)

Use (2 studies): One replicated, site comparison study in the USA found more Seminole bats roosting in forested corridors than logged stands or mature forest. One replicated, site comparison study in the USA found more male but fewer female evening bats roosting in forested corridors than logged stands.

*Assessment: likely to be beneficial (effectiveness 55%; certainty 40%; harms 0%).*

<https://www.conservationevidence.com/actions/996>

## ● **Thin trees within forest and woodland**

Eleven studies evaluated the effects of thinning trees within forest and woodland on bat populations. Six studies were in the USA, one study was in Canada, and four were in Australia.

### COMMUNITY RESPONSE (2 STUDIES)

Richness/diversity (2 studies): One replicated, site comparison study in Australia recorded the same bat species in thinned and unthinned forest, except for the chocolate wattled bat, which was not recorded in forests with unthinned regrowth. One replicated, site comparison study in Australia found that forest thinned up to 20 years previously had higher bat diversity than unthinned forest, but sites thinned more than 20 years previously did not differ.

### POPULATION RESPONSE (11 STUDIES)

Abundance (11 studies): Five of six replicated, site comparison studies (including two paired sites studies and one controlled study) in the USA and Australia found higher overall bat activity (relative abundance) in thinned or thinned and burned forest than unthinned forest. The other study found similar overall bat activity in thinned and unthinned stands. One replicated, randomized, site comparison study in the USA found higher overall bat activity for three of four types of thinning and burning treatments. One replicated, site comparison study in Australia found that forest thinned up to eight years previously or more than 20 years previously had higher bat activity than unthinned forest, but sites thinned 8–20 years previously did not differ. Three replicated, controlled studies (including one site comparison and one before-and-after study) in Canada and Australia found that thinning increased the activity of some bat species but not others.

### BEHAVIOUR (0 STUDIES)

*Assessment: likely to be beneficial (effectiveness 60%; certainty 60%; harms 0%).*

<https://www.conservationevidence.com/actions/991>

## ● **Use selective or reduced impact logging instead of conventional logging**

Four studies evaluated the effects of using selective or reduced impact logging instead of conventional logging on bat populations. Two studies were in the Neotropics, one study was in Italy, and one in Germany.

### COMMUNITY RESPONSE (1 STUDY)

Community composition (1 study): One replicated, controlled, site comparison study in Trinidad found that the composition of bat species differed between selectively logged and conventionally logged forest.

Richness/diversity (1 study): One replicated, site comparison study in Germany found similar bat diversity in selectively logged and conventionally logged forest.

#### POPULATION RESPONSE (3 STUDIES)

Abundance (3 studies): One replicated, site comparison study in Germany found similar overall bat activity (relative abundance) in selectively logged and conventionally logged forest. A review of 41 studies in the Neotropics found that reduced impact logging had a smaller effect on bat abundance than conventional logging. One replicated, site comparison study in Italy found greater bat activity at two of three sites that used selective logging techniques to open up the forest canopy rather than leaving the canopy intact.

#### BEHAVIOUR (0 STUDIES)

*Assessment: likely to be beneficial (effectiveness 50%; certainty 40%; harms 0%).*

<https://www.conservationevidence.com/actions/989>

## Unknown effectiveness

### ● Manage forest and woodland to encourage understorey growth

One study evaluated the effects of managing forest and woodland to encourage understorey growth on bat populations. The study was in Germany.

#### COMMUNITY RESPONSE (1 STUDY)

Richness/diversity (1 study): One paired sites study in Germany found more bat species and higher bat diversity in a forest managed to encourage understorey growth than in a managed forest without understorey growth.

#### POPULATION RESPONSE (1 STUDY)

Abundance (1 study): One paired sites study in Germany found higher overall bat activity (relative abundance) in a forest managed to encourage understorey growth than in a managed forest without understorey growth.

#### BEHAVIOUR (0 STUDIES)

*Assessment: unknown effectiveness (effectiveness 60%; certainty 20%; harms 0%).*

<https://www.conservationevidence.com/actions/1986>

### ● **Retain residual tree patches in logged areas**

Three studies evaluated the effects of retaining residual tree patches in logged areas on bat populations. The three studies were in Canada.

COMMUNITY RESPONSE (0 STUDIES)

POPULATION RESPONSE (3 STUDIES)

Abundance (3 studies): Two replicated, site comparison studies in Canada found no difference in bat activity (relative abundance) along the edges of residual tree patches and the edges of clearcut blocks. One replicated, site comparison study in Canada found that the activity of smaller bat species was higher along the edge of residual tree patches than in the centre of clearcut blocks, but the activity of larger bat species did not differ. One replicated, controlled study in Canada found that residual tree patches had similar activity of little brown bats and northern long-eared bats and lower activity of silver-haired bats compared to clearcut forest patches.

BEHAVIOUR (0 STUDIES)

*Assessment: unknown effectiveness (effectiveness 30%; certainty 35%; harms 0%).*

<https://www.conservationevidence.com/actions/995>

### ● **Use shelterwood cutting instead of clearcutting**

One study evaluated the effects of using shelterwood cutting instead of 'gap release' cutting on bat populations. The study was in Australia. We found no studies that evaluated the effects of shelterwood cutting instead of clearcutting.

COMMUNITY RESPONSE (0 STUDIES)

POPULATION RESPONSE (0 STUDIES)

BEHAVIOUR (1 STUDY)

Use (1 study): One site comparison study in Australia found more Gould's long-eared bats roosting in remnant trees within forests that had been shelterwood harvested than in forests harvested using gap release methods. Comparisons were not made with clearcutting.

*Assessment: unknown effectiveness (effectiveness 15%; certainty 10%; harms 0%).*

<https://www.conservationevidence.com/actions/990>

## **No evidence found (no assessment)**

We have captured no evidence for the following interventions:

- Change timing of forestry operations

- Coppice woodland
- Encourage natural regeneration in former plantations
- Maintain forest and woodland edges for foraging bats
- Protect roost trees during forest operations
- Replant native trees in logged areas
- Retain buffers around roost trees in logged areas
- Retain riparian buffers in logged areas
- Strengthen cultural traditions such as sacred groves that prevent timber harvesting
- Train arborists and forestry operatives to identify potential bat roosts.

## 2.6 Threat: Human intrusions and disturbance

---

### 2.6.1 Caving and tourism

<b>Based on the collated evidence, what is the current assessment of the effectiveness of interventions for caving and tourism?</b>	
<b>Likely to be beneficial</b>	<ul style="list-style-type: none"> <li>• Impose restrictions on cave visits</li> </ul>
<b>Trade-off between benefit and harms</b>	<ul style="list-style-type: none"> <li>• Install and maintain cave gates to restrict public access</li> </ul>
<b>Unknown effectiveness</b>	<ul style="list-style-type: none"> <li>• Install fencing around cave entrances to restrict public access</li> <li>• Minimize noise levels within caves</li> <li>• Restrict artificial lighting in caves and around cave entrances</li> </ul>
<b>No evidence found (no assessment)</b>	<ul style="list-style-type: none"> <li>• Inform the public of ways to reduce disturbance to bats in caves</li> <li>• Introduce guidelines for sustainable cave development and use</li> <li>• Minimize alterations to caves for tourism</li> <li>• Provide artificial subterranean bat roosts to replace roosts in disturbed caves</li> <li>• Restore and maintain microclimate in modified caves</li> <li>• Retain bat access points to caves</li> <li>• Train tourist guides to minimize disturbance and promote bat conservation</li> </ul>

## Likely to be beneficial

### ● **Impose restrictions on cave visits**

Three studies evaluated the effects of imposing restrictions on cave visits on bat populations. One study was in the USA, one in Canada and one in Turkey.

COMMUNITY RESPONSE (0 STUDIES)

POPULATION RESPONSE (2 STUDIES)

Abundance (2 studies): Two before-and-after studies in Canada and Turkey found that bat populations within caves increased after restrictions on cave visitors were imposed.

BEHAVIOUR (1 STUDY)

Behaviour change (1 study): One study in the USA found that reducing the number of people within cave tour groups did not have a significant effect on the number of take-offs, landings or overall activity (bat movements) of a cave myotis colony roosting within the cave.

*Assessment: likely to be beneficial (effectiveness 64%; certainty 45%; harms 0%).*

<https://www.conservationevidence.com/actions/1002>

## Trade-off between benefit and harms

### ● **Install and maintain cave gates to restrict public access**

Eleven studies evaluated the effects of installing cave gates on bat populations. Five studies were in Europe and six studies were in the USA.

COMMUNITY RESPONSE (0 STUDIES)

POPULATION RESPONSE (7 STUDIES)

Abundance (7 studies): Three of four before-and-after studies (including one replicated study and one controlled study) in the Netherlands, the USA, Spain and Turkey found more or similar numbers of bats in caves and a bunker after gates were installed to restrict public access. The other study found fewer bats in caves after gates were installed. Two before-and-after studies in the USA and Spain found more bats within two caves after the size of the gated entrances were increased. One replicated, before-and-after study in the USA found that installing cave gates resulted in population increases or decreased rates of decline for 13 of 20 colonies of Indiana bat. One replicated, site comparison study in Spain found no difference in the population growth rates of bats roosting in caves with and without cave gates.



Condition (1 study): One site comparison study in the USA found that bats hibernating in a cave with a wall and gate over the entrance lost more body mass than bats in a nearby unmodified cave.

**BEHAVIOUR (5 STUDIES)**

Use (1 study): One replicated, site comparison study in Spain found no difference in the occupancy rates of bats roosting in caves with and without cave gates.

Behaviour change (4 studies): One replicated, controlled, before-and-after and site comparison study in the USA found that bats at cave entrances circled more and entered caves less after gates were installed. One replicated study in the USA found that bats flew through gates with a funnel design more frequently than gates with a round bar or angle iron design. One randomized, controlled, before-and-after study in the UK found that fewer bats flew through cave gates when the spacing between horizontal bars was reduced. One before-and-after study in the USA<sup>4</sup> found that significantly fewer bats emerged from a cave with a gate installed compared with a cave with a fence.

*Assessment: trade-off between benefit and harms (effectiveness 70%; certainty 50%; harms 20%).*

<https://www.conservationevidence.com/actions/999>

## Unknown effectiveness

### ● Install fencing around cave entrances to restrict public access

Two studies evaluated the effects of installing fencing around cave entrances on bat populations. One study was in the USA and one study was in Spain.

**COMMUNITY RESPONSE (0 STUDIES)**

**POPULATION RESPONSE (1 STUDY)**

Abundance (1 study): One replicated, site comparison study in Spain found no difference in the population growth rates of bats roosting in caves with and without fencing or gates installed.

**BEHAVIOUR (2 STUDIES)**

Use (1 study): One replicated, site comparison study in Spain found no difference in the occupancy rates of bats roosting in caves with and without fencing or gates installed.

Behaviour change (1 study): One controlled, before-and-after study in the USA found that significantly more southeastern myotis bats and gray myotis bats emerged from a cave after a steel gate was replaced with a fence.

*Assessment: unknown effectiveness (effectiveness 40%; certainty 20%; harms 0%).*

<https://www.conservationevidence.com/actions/1991>

### ● **Minimize noise levels within caves**

One study evaluated the effects of minimizing noise levels within caves on bat populations. The study was in the USA.

COMMUNITY RESPONSE (0 STUDIES)

POPULATION RESPONSE (0 STUDIES)

BEHAVIOUR (1 STUDY)

Behaviour change (1 study): One controlled study in the USA found that experimental cave tours with groups that did not talk resulted in fewer bat flights than when groups did talk, but talking did not have an effect on the number of bat movements.

*Assessment: unknown effectiveness (effectiveness 40%; certainty 21%; harms 0%).*

<https://www.conservationevidence.com/actions/1995>

### ● **Restrict artificial lighting in caves and around cave entrances**

One study evaluated the effects of restricting artificial lighting in caves on bat populations. The study was in the USA.

COMMUNITY RESPONSE (0 STUDIES)

POPULATION RESPONSE (0 STUDIES)

BEHAVIOUR (1 STUDY)

Behaviour change (1 study): One controlled study in the USA found that using low intensity white lights or red lights in caves resulted in fewer bat flights than with full white lighting, but the number of bat movements was similar between all three lighting treatments.

*Assessment: unknown effectiveness (effectiveness 15%; certainty 12%; harms 0%).*

<https://www.conservationevidence.com/actions/1994>

## **No evidence found (no assessment)**

We have captured no evidence for the following interventions:

- Inform the public of ways to reduce disturbance to bats in caves
- Introduce guidelines for sustainable cave development and use
- Minimize alterations to caves for tourism
- Provide artificial subterranean bat roosts to replace roosts in disturbed caves
- Restore and maintain microclimate in modified caves
- Retain bat access points to caves
- Train tourist guides to minimize disturbance and promote bat conservation.

## 2.7 Threat: Natural system modifications

---

### 2.7.1 Fire or fire suppression

<b>Based on the collated evidence, what is the current assessment of the effectiveness of interventions for fire or fire suppression?</b>	
<b>Likely to be beneficial</b>	<ul style="list-style-type: none"><li>• Use prescribed burning</li></ul>



#### Likely to be beneficial

##### ● Use prescribed burning

Twelve studies evaluated the effects of prescribed burning on bat populations. Eleven studies were in the USA and one study was in Australia.

COMMUNITY RESPONSE (1 STUDY)

Community composition (1 study): One replicated, controlled, before-and-after, paired sites study in Australia found that the composition of bat species differed between burned and unburned woodland sites.

POPULATION RESPONSE (8 STUDIES)

Abundance (8 studies): Two replicated, site comparison studies (including one controlled study) in the USA found that the activity (relative abundance) of open habitat bat species and evening bats increased with the number of prescribed fires, but there was no effect on other bat species, including cluttered habitat bat species. Three replicated, before-and-after or site comparison

studies (including two controlled studies) in the USA and Australia found that prescribed burning or prescribed burning along with thinning resulted in higher overall bat activity or activity of Florida bonneted bats. One site comparison study in the USA found that two of seven sites that had been burned alongside other restoration practices had higher bat activity than unrestored sites. One replicated, randomized, site comparison study in the USA found that three of four burning and thinning treatments resulted in higher overall bat activity. One replicated, controlled, site comparison study in the USA found similar activity of three bat species in burned and unburned tree stands.

#### BEHAVIOUR (4 STUDIES)

Use (4 studies): One replicated, controlled before-and-after study in the USA found that more female northern myotis bats roosted in burned than unburned forest. Two replicated, controlled, site comparison studies in the USA found that fewer female northern myotis bats and male Indiana bats roosted in burned than unburned forest. One replicated study in the USA found that evening bats roosted in burned but not unburned forest.

Behaviour change (3studies): Two replicated, controlled, site comparison studies in the USA found no difference in roost switching frequency or the distance between roost trees for female northern myotis bats and male Indiana bats in burned and unburned forests. One replicated, controlled, before-and-after study in the USA found that female northern myotis home ranges and core areas did not differ in size between burned and unburned forests, but home ranges were closer to burned forest than unburned forest.

*Assessment: likely to be beneficial (effectiveness 60%; certainty 50%; harms 18%).*

<https://www.conservationevidence.com/actions/1006>

## 2.7.2 Dams and water management/use

<b>Based on the collated evidence, what is the current assessment of the effectiveness of interventions for dams and water management/use?</b>	
<b>Unknown effectiveness</b>	<ul style="list-style-type: none"> <li>• Create or maintain small dams to provide foraging and drinking habitat for bats</li> <li>• Relocate bat colonies roosting inside dams</li> </ul>

### Unknown effectiveness

#### ● Create or maintain small dams to provide foraging and drinking habitat for bats

One study evaluated the effects of maintaining small dams as foraging and drinking habitat for bats on bat populations. The study was in Portugal.

COMMUNITY RESPONSE (0 STUDIES)

POPULATION RESPONSE (1 STUDY)

Abundance (1 study): One replicated, site comparison study in Portugal found that reservoirs created using small dams had greater activity (relative abundance) of four bat species than the streams feeding into them.

BEHAVIOUR (0 STUDIES)

*Assessment: unknown effectiveness (effectiveness 51%; certainty 20%; harms 0%).*

<https://www.conservationevidence.com/actions/1997>

#### ● Relocate bat colonies roosting inside dams

One study evaluated the effects of relocating bat colonies inside dams on bat populations. The study was in Argentina.

COMMUNITY RESPONSE (0 STUDIES)

POPULATION RESPONSE (1 STUDY)

Abundance (1 study): One study in Argentina found that almost two-thirds of a large colony of Brazilian free-tailed bats relocated to a different dam compartment five months after being displaced from six compartments where the colony originally roosted.

BEHAVIOUR (0 STUDIES)

*Assessment: unknown effectiveness (effectiveness 5%; certainty 5%; harms 5%).*

<https://www.conservationevidence.com/actions/1998>

## 2.8 Threat: Invasive or problematic species and disease

---

### 2.8.1 Invasive species

<b>Based on the collated evidence, what is the current assessment of the effectiveness of interventions for invasive species?</b>	
<b>Likely to be beneficial</b>	<ul style="list-style-type: none"> <li>• Control invasive predators</li> </ul>
<b>Unknown effectiveness</b>	<ul style="list-style-type: none"> <li>• Control invasive plant species</li> </ul>
<b>No evidence found (no assessment)</b>	<ul style="list-style-type: none"> <li>• Control harmful invasive bat prey species</li> <li>• Control invasive non-predatory competitors</li> <li>• Exclude domestic and feral cats from bat roosts and roost entrances</li> <li>• Keep domestic cats indoors at night</li> <li>• Use collar-mounted devices on cats to reduce predation of bats</li> </ul>

#### Likely to be beneficial

##### ● Control invasive predators

One study evaluated the effects of controlling invasive predators on bat populations. The study was in New Zealand.

COMMUNITY RESPONSE (0 STUDIES)

POPULATION RESPONSE (1 STUDY)

Survival (1 study): One replicated, before-and-after study in New Zealand found that controlling ship rats resulted in increased survival probabilities for female long-tailed bats.

BEHAVIOUR (0 STUDIES)

*Assessment: likely to be beneficial (effectiveness 80%; certainty 40%; harms 0%).*

<https://www.conservationevidence.com/actions/1007>

## Unknown effectiveness

### ● Control invasive plant species

One study evaluated the effects of controlling invasive plant species on bat populations. The study was in the USA.

COMMUNITY RESPONSE (0 STUDIES)

POPULATION RESPONSE (1 STUDY)

Abundance (1 study): One site comparison study in the USA found that two of seven forest fragments where invasive plant species had been removed alongside other restoration practices had significantly higher bat activity (relative abundance) than two unrestored forest fragments.

BEHAVIOUR (0 STUDIES)

*Assessment: unknown effectiveness (effectiveness 20%; certainty 10%; harms 0%).*

<https://www.conservationevidence.com/actions/1008>

## No evidence found (no assessment)

We have captured no evidence for the following interventions:

- Control harmful invasive bat prey species
- Control invasive non-predatory competitors
- Exclude domestic and feral cats from bat roosts and roost entrances
- Keep domestic cats indoors at night
- Use collar-mounted devices on cats to reduce predation of bats.



## 2.8.2 White-nose syndrome

Based on the collated evidence, what is the current assessment of the effectiveness of interventions for white-nose syndrome?	
<b>Unknown effectiveness</b>	<ul style="list-style-type: none"> <li>• Modify bat hibernacula environments to increase bat survival</li> <li>• Treat bats for infection with white-nose syndrome</li> </ul>
<b>No evidence found (no assessment)</b>	<ul style="list-style-type: none"> <li>• Breed bats in captivity to supplement wild populations affected by white-nose syndrome</li> <li>• Cull infected bats</li> <li>• Decontaminate clothing and equipment after entering caves</li> <li>• Restrict human access to bat caves to prevent spread of disease</li> <li>• Treat bat hibernacula environments to reduce pathogen reservoir</li> <li>• Vaccinate bats against the white-nose syndrome pathogen</li> </ul>

### Unknown effectiveness

#### ● **Modify bat hibernacula environments to increase bat survival**

One study evaluated the effects of modifying hibernacula environments to increase bat survival. The study was in the USA.

COMMUNITY RESPONSE (0 STUDIES)

POPULATION RESPONSE (1 STUDY)

Survival (1 study): One randomized, replicated, controlled study in the USA found that a greater number of little brown bats infected with the white-nose syndrome fungus survived in hibernation chambers at 4°C than at 10°  
 BEHAVIOUR (1 STUDY)

Behaviour change (1 study): One randomized, replicated, controlled study in the USA found that little brown bats infected with the white-nose syndrome fungus stayed in hibernation for longer in hibernation chambers at 4°C than at 10°.

*Assessment: unknown effectiveness (effectiveness 50%; certainty 30%; harms 10%).*

<https://www.conservationevidence.com/actions/1013>

### ● **Treat bats for infection with white-nose syndrome**

One study evaluated the effects of treating bats with a probiotic bacterium to reduce white-nose syndrome infection. The study was in Canada.

COMMUNITY RESPONSE (0 STUDIES)

POPULATION RESPONSE (1 STUDY)

Survival (1 study): One randomized, replicated, controlled study in Canada found that treating little brown bats with a probiotic bacterium at the time of infection with white-nose syndrome increased survival, but treating bats 21 days prior to infection had no effect.

Condition (1 study): One randomized, replicated, controlled study in Canada found that treating little brown bats with a probiotic bacterium at the time of infection with white-nose syndrome reduced the symptoms of the disease, but treating bats 21 days prior to infection made symptoms worse.

BEHAVIOUR (0 STUDIES)

*Assessment: unknown effectiveness (effectiveness 30%; certainty 25%; harms 10%).*

<https://www.conservationevidence.com/actions/2008>

### **No evidence found (no assessment)**

We have captured no evidence for the following interventions:

- Breed bats in captivity to supplement wild populations affected by white-nose syndrome
- Cull infected bats
- Decontaminate clothing and equipment after entering caves
- Restrict human access to bat caves to prevent spread of disease
- Treat bat hibernacula environments to reduce pathogen reservoir
- Vaccinate bats against the white-nose syndrome pathogen.

### 2.8.3 Disease

**Based on the collated evidence, what is the current assessment of the effectiveness of interventions for disease?**

**No evidence found (no assessment)**

- Carry out surveillance of bats for early treatment/action to reduce disease/viruses

#### **No evidence found (no assessment)**

We have captured no evidence for the following interventions:

- Carry out surveillance of bats for early treatment/action to reduce disease/viruses.

### 2.8.4 Problematic native species

**Based on the collated evidence, what is the current assessment of the effectiveness of interventions for problematic native species?**

**No evidence found (no assessment)**

- Modify bats roosts to reduce negative impacts of one bat species on another
- Protect bats within roosts from disturbance or predation by native species

#### **No evidence found (no assessment)**

We have captured no evidence for the following interventions:

- Modify bats roosts to reduce negative impacts of one bat species on another
- Protect bats within roosts from disturbance or predation by native species.

## 2.9 Threat: Pollution

---

### 2.9.1 Domestic and urban waste water

<b>Based on the collated evidence, what is the current assessment of the effectiveness of interventions for domestic and urban waste water?</b>	
<b>Unknown effectiveness</b>	<ul style="list-style-type: none"><li>• Change effluent treatments of domestic and urban waste water</li></ul>
<b>No evidence found (no assessment)</b>	<ul style="list-style-type: none"><li>• Prevent pollution from sewage treatment facilities from entering watercourses</li><li>• Reduce or prevent the use of septic systems near caves</li></ul>

#### Unknown effectiveness

##### ● **Change effluent treatments of domestic and urban waste water**

One study evaluated the effects of different sewage treatments on the activity of foraging bats. The study was in the UK. We found no studies that evaluated the effects of changing effluent treatments of domestic and urban waste water discharged into rivers on bat populations.

COMMUNITY RESPONSE (0 STUDIES)

POPULATION RESPONSE (1 STUDY)

Abundance (1 study): One replicated, site comparison study in the UK found higher activity (relative abundance) of foraging bats over filter bed sewage treatment works than over active sludge systems.

BEHAVIOUR (0 STUDIES)

*Assessment: unknown effectiveness (effectiveness 25%; certainty 20%; harms 0%).*

<https://www.conservationevidence.com/actions/1014>

**No evidence found (no assessment)**

We have captured no evidence for the following interventions:

- Prevent pollution from sewage treatment facilities from entering watercourses
- Reduce or prevent the use of septic systems near caves.

2.9.2 Agricultural and forestry effluents

Based on the collated evidence, what is the current assessment of the effectiveness of interventions for agricultural and forestry effluents?	
Likely to be beneficial	<ul style="list-style-type: none"> <li>• Reduce pesticide, herbicide or fertiliser use</li> </ul>
No evidence found (no assessment)	<ul style="list-style-type: none"> <li>• Change effluent treatments used in agriculture and forestry</li> <li>• Introduce legislation to control the use of hazardous substances</li> <li>• Plant riparian buffer strips</li> <li>• Prevent pollution from agricultural land or forestry from entering watercourses</li> <li>• Use organic pest control instead of synthetic pesticides</li> </ul>

**Likely to be beneficial**

● **Reduce pesticide, herbicide or fertiliser use**

Three studies evaluated the effects of reducing pesticide, herbicide and fertiliser use on bat populations. One study was in Mexico, one was in Portugal, and one in Germany.

COMMUNITY RESPONSE (3 STUDIES)

Community composition (1 study): One replicated, site comparison study in Portugal found that farms using few or no chemicals had different compositions of bat species to farms using high chemical inputs.

Richness/diversity (2 studies): One site comparison study in Mexico found that coffee agroforestry plantations using few or no chemicals had a higher diversity of insect-eating bat species than plantations with high chemical inputs, but the diversity of fruit and nectar-eating bat species did not differ. One paired sites study in Germany recorded more bat species over grassland with moderate or no fertiliser applications than grassland with high fertiliser applications.

#### POPULATION RESPONSE (2 STUDIES)

Abundance (2 studies): Two site comparison or paired sites studies (one replicated) in Portugal and Germany found that farms or grasslands with few or no chemical inputs had higher overall bat activity (relative abundance) than those using high chemical inputs.

#### BEHAVIOUR (0 STUDIES)

*Assessment: likely to be beneficial (effectiveness 72%; certainty 50%; harms 0%).*

<https://www.conservationevidence.com/actions/2013>

### No evidence found (no assessment)

We have captured no evidence for the following interventions:

- Change effluent treatments used in agriculture and forestry
- Introduce legislation to control the use of hazardous substances
- Plant riparian buffer strips
- Prevent pollution from agricultural land or forestry from entering watercourses
- Use organic pest control instead of synthetic pesticides.

## 2.9.3 Light pollution

**Based on the collated evidence, what is the current assessment of the effectiveness of interventions for light pollution?**

**Likely to be beneficial**

- Avoid illumination of bat commuting routes
- Leave bat roosts and roost entrances unlit
- Use low intensity lighting
- Use red lighting rather than other lighting colours

<b>Unknown effectiveness</b>	<ul style="list-style-type: none"><li>• Avoid illumination of bat foraging, drinking and swarming sites</li><li>• Restrict timing of lighting</li><li>• Use UV filters on lights</li></ul>
<b>No evidence found (no assessment)</b>	<ul style="list-style-type: none"><li>• Direct lighting away from bat access points or habitats</li><li>• Use 'warm white' rather than 'cool' LED lights</li><li>• Use glazing treatments to reduce light spill from inside lit buildings</li></ul>

## Likely to be beneficial

### ● Avoid illumination of bat commuting routes

Three studies evaluated the effects of avoiding the illumination of bat commuting routes on bat populations. One study was in the Netherlands and two in the UK.

COMMUNITY RESPONSE (0 STUDIES)

POPULATION RESPONSE (3 STUDIES)

Abundance (2 studies): One replicated, before-and-after study in the Netherlands found similar numbers of pond bats flying along unlit canals and canals illuminated with lamps. Two replicated, controlled studies in the UK found greater activity (relative abundance) of lesser horseshoe bats and myotis bats along unlit hedges than along hedges illuminated with street lights, but activity was similar for common and soprano pipistrelles and *Nyctalus/Eptesicus* species along unlit and illuminated hedges.

BEHAVIOUR (2 STUDIES)

Behaviour change (2 studies): One replicated, before-and-after study in the Netherlands found that 28–96% of pond bats changed their flight paths along canals to avoid light spill from lamps. One replicated, controlled study in the UK found that lesser horseshoe bats were active earlier along unlit hedges than along those illuminated with street lights.

*Assessment: likely to be beneficial (effectiveness 70%; certainty 50%; harms 0%).*

<https://www.conservationevidence.com/actions/2017>

### ● **Leave bat roosts and roost entrances unlit**

Three studies evaluated the effects of leaving bat roosts and roost entrances unlit on bat populations. One study was in the UK, one in Hungary and one in Sweden.

COMMUNITY RESPONSE (0 STUDIES)

POPULATION RESPONSE (1 STUDY)

Condition (1 study): One replicated, controlled study in Hungary found that juvenile bats had a higher body mass and greater forearm length at unlit roosts than at roosts with artificial lighting.

BEHAVIOUR (3 STUDIES)

Use (1 study): One replicated, before-and-after study in Sweden found that all of 13 unlit churches continued to be used by brown long-eared bat colonies over 25 years, but bat colonies abandoned their roosts at 14 of 23 churches that were either partly or fully lit with floodlights.

Behaviour change (2 studies): Two replicated, controlled studies in the UK and Hungary found that more bats emerged, and bats emerged earlier and foraged for shorter periods, when roosts were left unlit than when they had artificial lighting.

*Assessment: likely to be beneficial (effectiveness 80%; certainty 46%; harms 0%).*

<https://www.conservationevidence.com/actions/1017>

### ● **Use low intensity lighting**

Three studies evaluated the effects of using low intensity lighting on bat populations. The three studies were in the UK.

COMMUNITY RESPONSE (0 STUDIES)

POPULATION RESPONSE (2 STUDIES)

Abundance (2 studies): One replicated, randomized, controlled study in the UK found that activity (relative abundance) of lesser horseshoe bats, but not myotis bats, was higher along hedges with medium or low intensity lighting than hedges with high intensity lighting. One replicated, randomized, controlled study in the UK found that activity of myotis bats, but not common pipistrelles, was higher along treelined roads with street lights dimmed to an intensity of 25% than roads with streetlights dimmed to 50% or left undimmed.

BEHAVIOUR (1 STUDY)



Behaviour change (1 study): One replicated, controlled study in the UK found that more soprano pipistrelles emerged from two roosts when the intensity of red lights was reduced by placing filters over them.

*Assessment: likely to be beneficial (effectiveness 65%; certainty 50%; harms 5%).*

<https://www.conservationevidence.com/actions/1018>

### ● Use red lighting rather than other lighting colours

Three studies evaluated the effects of red lighting on bat populations. One study was in the UK, and two studies were in the Netherlands.

COMMUNITY RESPONSE (0 STUDIES)

POPULATION RESPONSE (2 STUDIES)

Abundance (2 studies): One replicated, controlled, site comparison study in the Netherlands found that red lighting resulted in higher activity (relative abundance) for one of three bat species groups than white or green lighting. One site comparison study in the Netherlands found that culverts illuminated with red light had similar activity of commuting Daubenton's bats as culverts illuminated with white or green light.

BEHAVIOUR (1 STUDY)

Behaviour (1 study): One replicated, controlled study in the UK found that more soprano pipistrelles emerged from a roost when lit with red light than when lit with white light, but no difference was found between red and blue lights.

*Assessment: likely to be beneficial (effectiveness 50%; certainty 50%; harms 0%).*

<https://www.conservationevidence.com/actions/2021>

## Unknown effectiveness

### ● Avoid illumination of bat foraging, drinking and swarming sites

One study evaluated the effects of avoiding the illumination of key bat habitats on bat populations. The study was in Italy.

COMMUNITY RESPONSE (0 STUDIES)

POPULATION RESPONSE (1 STUDY)

Abundance (1 study): One replicated, randomized, before-and-after study in Italy found that unlit water troughs had greater activity (relative abundance) of five of six bat species/species groups than troughs illuminated with artificial light.

**BEHAVIOUR (0 STUDIES)**

*Assessment: unknown effectiveness (effectiveness 72%; certainty 35%; harms 0%).*

<https://www.conservationevidence.com/actions/2018>

● **Restrict timing of lighting**

One study evaluated the effects of restricting the timing of lighting on bat populations. The study was in France.

COMMUNITY RESPONSE (0 STUDIES)

POPULATION RESPONSE (1 STUDY)

Abundance (1 study): One replicated, paired sites study in France found that turning off streetlights for part of the night resulted in mixed results for activity (relative abundance), depending on bat species, when compared with leaving streetlights switched on all night.

BEHAVIOUR (0 STUDIES)

*Assessment: unknown effectiveness (effectiveness 38%; certainty 20%; harms 0%).*

<https://www.conservationevidence.com/actions/1019>

● **Use UV filters on lights**

One study evaluated the effects of using ultraviolet filters on lights on bat populations. The study was in the UK.

COMMUNITY RESPONSE (0 STUDIES)

POPULATION RESPONSE (1 STUDY)

Abundance (1 study): One randomized, replicated, controlled study in the UK found that hedges lit with ultraviolet filtered lights had higher soprano pipistrelle, but not common pipistrelle activity (relative abundance) than hedges lit with unfiltered light.

BEHAVIOUR (0 STUDIES)

*Assessment: unknown effectiveness (effectiveness 45%; certainty 22%; harms 0%).*

<https://www.conservationevidence.com/actions/1020>

## **No evidence found (no assessment)**

We have captured no evidence for the following interventions:

- Direct lighting away from bat access points or habitats
- Use 'warm white' rather than 'cool' LED lights
- Use glazing treatments to reduce light spill from inside lit buildings.

## 2.9.4 Timber treatments

Based on the collated evidence, what is the current assessment of the effectiveness of interventions for timber treatments?	
Likely to be ineffective or harmful	<ul style="list-style-type: none"><li>• Restrict timing of timber treatment application</li></ul>
No evidence found (no assessment)	<ul style="list-style-type: none"><li>• Use mammal-safe timber treatments in roof spaces</li></ul>

### Likely to be ineffective or harmful

#### ● Restrict timing of timber treatment application

One study evaluated the effects of restricting the timing of timber treatment application on bat populations. The study was in the UK.

COMMUNITY RESPONSE (0 STUDIES)

POPULATION RESPONSE (1 STUDY)

Survival (1 study): One replicated, controlled laboratory study in the UK found that treating timber with lindane and pentachlorophenol 14 months prior to exposure by bats increased survival but did not prevent death.

BEHAVIOUR (0 STUDIES)

*Assessment: likely to be ineffective or harmful (effectiveness 5%; certainty 55%; harms 50%).*

<https://www.conservationevidence.com/actions/1023>

### No evidence found (no assessment)

We have captured no evidence for the following interventions:

- Use mammal-safe timber treatments in roof spaces.

## 2.9.5 Industrial effluents

<b>Based on the collated evidence, what is the current assessment of the effectiveness of interventions for industrial effluents?</b>	
<b>No evidence found (no assessment)</b>	<ul style="list-style-type: none"> <li>• Introduce or enforce legislation to prevent ponds and streams from being contaminated by toxins</li> </ul>

### **No evidence found (no assessment)**

We have captured no evidence for the following interventions:

- Introduce or enforce legislation to prevent ponds and streams from being contaminated by toxins.

## 2.9.6 Noise pollution

<b>Based on the collated evidence, what is the current assessment of the effectiveness of interventions for noise pollution?</b>	
<b>No evidence found (no assessment)</b>	<ul style="list-style-type: none"> <li>• Impose noise limits in proximity to bat roosts and habitats</li> <li>• Install sound barriers in proximity to bat roosts and habitats</li> </ul>

### **No evidence found (no assessment)**

We have captured no evidence for the following interventions:

- Impose noise limits in proximity to bat roosts and habitats
- Install sound barriers in proximity to bat roosts and habitats.

## 2.10 Threat: Climate change and severe weather

---

**Based on the collated evidence, what is the current assessment of the effectiveness of interventions for climate change and severe weather?**

**No evidence found (no assessment)**

- Adapt bat roost structures to buffer against temperature extremes
- Enhance natural habitat features to improve landscape connectivity to allow for range shifts of bats
- Manage natural water bodies in arid areas to prevent desiccation
- Provide suitable bat foraging and roosting habitat at expanding range fronts

### **No evidence found (no assessment)**

We have captured no evidence for the following interventions:

- Adapt bat roost structures to buffer against temperature extremes
- Enhance natural habitat features to improve landscape connectivity to allow for range shifts of bats
- Manage natural water bodies in arid areas to prevent desiccation
- Provide suitable bat foraging and roosting habitat at expanding range fronts.

## 2.11 Habitat protection

---

<b>Based on the collated evidence, what is the current assessment of the effectiveness of interventions for habitat protection?</b>	
<b>Likely to be beneficial</b>	<ul style="list-style-type: none"> <li>• Legally protect bat habitats</li> </ul>
<b>Unknown effectiveness</b>	<ul style="list-style-type: none"> <li>• Conserve roosting sites for bats in old structures or buildings</li> </ul>
<b>No evidence found (no assessment)</b>	<ul style="list-style-type: none"> <li>• Retain buffer zones around core bat habitat</li> <li>• Retain connectivity between habitat patches</li> <li>• Retain existing bat commuting routes</li> <li>• Retain native forest and woodland</li> <li>• Retain remnant habitat patches</li> <li>• Retain veteran and standing dead trees as roosting sites for bats</li> <li>• Retain wetlands</li> </ul>

### Likely to be beneficial

#### ● Legally protect bat habitats

Five studies evaluated the effects of legally protecting bat habitats on bat populations. Four studies were in Europe, and one in India.

COMMUNITY RESPONSE (2 STUDIES)

Community composition (1 study): One replicated, site comparison study in India found that the composition of bat species was similar in protected forest and unprotected forest fragments.

Richness/diversity (2 studies): Two replicated, site comparison or paired sites studies in Europe and India found that the number of bat species did

not differ between protected and unprotected forests or forest fragments. One replicated, site comparison study in France found that protected sites had a greater number of bat species than unprotected sites.

POPULATION RESPONSE (4 STUDIES)

Abundance (4 studies): One replicated, site comparison study in the UK found that the activity (relative abundance) of Daubenton's bats was higher over rivers on farms in protected areas than in unprotected areas. One replicated, paired sites study in Europe found that the activity of common noctule bats was higher in protected forests than unprotected forests, but bat activity overall did not differ. Two replicated, site comparison studies in France and India found higher overall bat activity, higher activity of three of six bat species/species groups and a greater number of bats in protected sites and forests than unprotected sites and forests.

BEHAVIOUR (1 STUDY)

Use (1 study): One study in Spain found that the distributions of 10 of 11 bat species overlapped with areas designated to protect them significantly more than by chance.

*Assessment: likely to be beneficial (effectiveness 50%; certainty 41%; harms 0%).*

<https://www.conservationevidence.com/actions/2045>

## Unknown effectiveness

### ● Conserve roosting sites for bats in old structures or buildings

Two studies evaluated the effects of conserving roosting sites for bats in old structures or buildings on bat populations. Both studies were in the UK.

COMMUNITY RESPONSE (0 STUDIES)

POPULATION RESPONSE (1 STUDY)

Abundance (1 study): One before-and-after study in the UK found that a greater number of bats hibernated in a railway tunnel after walls with access grilles were installed at the tunnel entrances and wood was attached to the tunnel walls.

BEHAVIOUR (1 STUDY)

Use (1 study): One before-and-after study in the UK found that Natterer's bats used a roost that was 'boxed-in' within a church, but the number of bats using the roost was reduced by half.

*Assessment: unknown effectiveness (effectiveness 50%; certainty 20%; harms 0%).*

<https://www.conservationevidence.com/actions/2046>

## **No evidence found (no assessment)**

We have captured no evidence for the following interventions:

- Retain buffer zones around core bat habitat
- Retain connectivity between habitat patches
- Retain existing bat commuting routes
- Retain native forest and woodland
- Retain remnant habitat patches
- Retain veteran and standing dead trees as roosting sites for bats
- Retain wetlands.



## 2.12 Habitat restoration and creation

---

<b>Based on the collated evidence, what is the current assessment of the effectiveness of interventions for habitat restoration and creation?</b>	
<b>Likely to be beneficial</b>	<ul style="list-style-type: none"> <li>• Create artificial water sources</li> <li>• Restore or create wetlands</li> </ul>
<b>Unknown effectiveness</b>	<ul style="list-style-type: none"> <li>• Create artificial caves or hibernacula for bats</li> <li>• Create artificial hollows and cracks in trees for roosting bats</li> <li>• Reinstate bat roosts in felled tree trunks</li> <li>• Restore or create forest or woodland</li> <li>• Restore or create grassland</li> </ul>
<b>No evidence found (no assessment)</b>	<ul style="list-style-type: none"> <li>• Create new unlit commuting routes using planting</li> <li>• Restore or create linear habitat features/green corridors</li> </ul>

### Likely to be beneficial

#### ● Create artificial water sources

Five studies evaluated the effects of creating artificial water sources for bats on bat populations. One study was in the USA, one in Germany, one in South Africa, one in Israel, and one in Mexico.

COMMUNITY RESPONSE (1 STUDY)

Richness/diversity (1 study): One replicated, paired sites study in South Africa found a similar number of bat species over farm ponds and in grassland/crops, trees, vineyards or orchards.

#### POPULATION RESPONSE (5 STUDIES)

Abundance (5 studies): Five replicated studies (including four site comparisons and one paired sites study) in Israel, the USA, Germany, South Africa and Mexico found that bat activity (relative abundance) was similar or higher over reservoirs and waste water treatment pools, heliponds and drainage ditches, retention ponds and farm/cattle ponds compared to over natural wetlands, nearby vineyards, surrounding forest or grassland/crops, trees and orchards.

#### BEHAVIOUR (0 STUDIES)

*Assessment: likely to be beneficial (effectiveness 70%; certainty 55%; harms 0%).*

<https://www.conservationevidence.com/actions/959>

### ● Restore or create wetlands

One study evaluated the effects of restoring wetlands on bat populations. The study was in the USA.

#### COMMUNITY RESPONSE (0 STUDIES)

#### POPULATION RESPONSE (1 STUDY)

Abundance (1 study): One replicated, controlled, before-and-after study in the USA found that restoring wetlands increased overall bat activity (relative abundance), and restored wetlands had similar bat activity to undisturbed wetlands.

#### BEHAVIOUR (0 STUDIES)

*Assessment: likely to be beneficial (effectiveness 62%; certainty 40%; harms 0%).*

<https://www.conservationevidence.com/actions/2036>

## Unknown effectiveness

### ● Create artificial caves or hibernacula for bats

Two studies evaluated the effects of creating artificial caves or hibernacula for bats on bat populations. Both studies were in the UK.

#### COMMUNITY RESPONSE (0 STUDIES)

#### POPULATION RESPONSE (0 STUDIES)

#### BEHAVIOUR (2 STUDIES)

Uptake (1 study): One study in the UK found that the number of bats using an artificial hibernaculum increased in each of nine years after it was built.

Use (2 studies): One study in the UK found that an artificial cave was used by a small number of brown long-eared bats. One study in the UK found that an artificial hibernaculum was used by four bat species.

*Assessment: unknown effectiveness (effectiveness 55%; certainty 22%; harms 0%).*

<https://www.conservationevidence.com/actions/2049>

### ● **Create artificial hollows and cracks in trees for roosting bats**

One study evaluated the effects of creating artificial hollows and cracks in trees for roosting bats. The study was in Australia.

COMMUNITY RESPONSE (0 STUDIES)

POPULATION RESPONSE (0 STUDIES)

BEHAVIOUR (1 STUDY)

Use (1 study): One replicated study in Australia found that eight of 16 artificial hollows cut into trees for bats, birds and marsupials with two different entrance designs were used by roosting long-eared bats.

*Assessment: unknown effectiveness (effectiveness 50%; certainty 23%; harms 0%).*

<https://www.conservationevidence.com/actions/2047>

### ● **Reinstate bat roosts in felled tree trunks**

One study evaluated the effects of reinstating a bat roost within a felled tree trunk on bat populations. The study was in the UK.

COMMUNITY RESPONSE (0 STUDIES)

POPULATION RESPONSE (0 STUDIES)

BEHAVIOUR (1 STUDY)

Use (1 study): One before-and-after study in the UK found that a roost reinstated by attaching the felled tree trunk to a nearby tree continued to be used by common noctule bats as a maternity roost.

*Assessment: unknown effectiveness (effectiveness 35%; certainty 10%; harms 0%).*

<https://www.conservationevidence.com/actions/2048>

### ● **Restore or create forest or woodland**

Two studies evaluated the effects of restoring forests on bat populations. One study was in Brazil and one in Australia.

COMMUNITY RESPONSE (1 STUDY)

Richness/diversity (1 study): One site comparison study in Brazil found that a reforested area had significantly lower bat diversity than a native forest fragment.

#### POPULATION RESPONSE (1 STUDY)

Abundance (1 study): One replicated, controlled, site comparison study in Australia found that forests restored after mining had significantly higher or similar bat activity (relative abundance) as unmined forests for five of seven bat species.

#### BEHAVIOUR (0 STUDIES)

*Assessment: unknown effectiveness (effectiveness 40%; certainty 15%; harms 0%).*

<https://www.conservationevidence.com/actions/2050>

### ● **Restore or create grassland**

One study evaluated the effects of creating grassland on bat populations. The study was in the UK.

#### COMMUNITY RESPONSE (0 STUDIES)

#### POPULATION RESPONSE (1 STUDY)

Abundance (1 study): One replicated, paired sites study in the UK found that pipistrelle activity (relative abundance) did not differ between species-rich grassland created on agri-environment scheme farms and improved pasture or crop fields on conventional farms.

#### BEHAVIOUR (0 STUDIES)

*Assessment: unknown effectiveness (effectiveness 2%; certainty 10%; harms 0%).*

<https://www.conservationevidence.com/actions/2051>

### **No evidence found (no assessment)**

We have captured no evidence for the following interventions:

- Create new unlit commuting routes using planting
- Restore or create linear habitat features/green corridors.

## 2.13 Species management

---

### 2.13.1 Species management

<b>Based on the collated evidence, what is the current assessment of the effectiveness of interventions for species management?</b>	
<b>Unknown effectiveness</b>	<ul style="list-style-type: none"><li>• Manage microclimate of artificial bat roosts</li><li>• Provide bat boxes for roosting bats</li></ul>
<b>No evidence found (no assessment)</b>	<ul style="list-style-type: none"><li>• Legally protect bat species</li><li>• Regularly clean bat boxes to increase occupancy</li><li>• Release captive-bred bats</li></ul>

#### Unknown effectiveness

##### ● **Manage microclimate of artificial bat roosts**

Three studies evaluated the effects of managing the microclimate of artificial bat roosts on bat populations. Two studies were in the UK, and one in Spain.

COMMUNITY RESPONSE (0 STUDIES)

POPULATION RESPONSE (1 STUDY)

Abundance (1 study): One before-and-after study in Spain found more bats in two artificial roosts within buildings after they had been modified to reduce internal roost temperatures.

BEHAVIOUR (2 STUDIES)

Use (2 studies): One replicated, before-and-after study in the UK found that heated bat boxes were used by common pipistrelle bats at one of seven sites, but none were used by maternity colonies. One replicated study in the UK

found that none of the 12 heated bat boxes installed within churches were used by displaced Natterer's bats.

*Assessment: unknown effectiveness (effectiveness 40%; certainty 30%; harms 0%).*

<https://www.conservationevidence.com/actions/2052>

### ● Provide bat boxes for roosting bats

Forty-two studies evaluated the effects of providing bat boxes for roosting bats on bat populations. Twenty-six studies were in Europe, nine studies were in North America, four studies were in Australia, two studies were in South America, and one study was a worldwide review.

COMMUNITY RESPONSE (0 STUDIES)

POPULATION RESPONSE (0 STUDIES)

BEHAVIOUR (42 STUDIES)

Uptake (9 studies): Nine replicated studies in Europe and the USA found that the number of bats using bat boxes increased by 2–10 times up to 10 years after installation.

Use (42 studies): Thirty-six of 41 studies (including 33 replicated studies and two reviews) in Europe, the USA, South America, and Australia found that bats used bat boxes installed under bridges and in forest or woodland, forestry plantations, farmland, pasture, wetlands, urban areas or unknown habitats. The other two studies in the USA and UK found that bats displaced from buildings did not use any of 43 bat houses of four different designs or 12 heated bat boxes of one design. One review of 109 studies across Europe, North America and Asia found that 72 bat species used bat boxes, although only 18 species commonly used them, and 31 species used them as maternity roosts. Twenty-one studies (including sixteen replicated studies, one before-and-after study and two reviews) found bats occupying less than half of bat boxes provided (0–49%). Nine replicated studies found bats occupying more than half of bat boxes provided (54–100%).

OTHER (21 STUDIES)

Bat box design (15 studies): Two studies in Germany and Portugal found that bats used black bat boxes more than grey or white boxes. One of two studies in Spain and the USA found higher occupancy rates in larger bat boxes. One study in the USA found that bats used both resin and wood cylindrical bat boxes, but another study in the USA found that resin bat boxes became occupied more quickly than wood boxes. One study in the UK found higher occupancy rates in concrete than wooden bat boxes. One study in the USA

found that Indiana bats used rocket boxes more than wooden bat boxes or bark-mimic roosts. One study in Spain found that more bats occupied bat boxes that had two compartments than one compartment in the breeding season. One study in Lithuania found that bat breeding colonies occupied standard and four/five chamber bat boxes and individuals occupied flat bat boxes. Three studies in the USA, UK and Spain found bats selecting four of nine, three of five and three of four bat box designs. One study in the UK found that different bat box designs were used by different species. One study in Costa Rica found that bat boxes simulating tree trunks were used by 100% of bats and in group sizes similar to natural roosts.

Bat box position (11 studies): Three studies in Germany, Spain and the USA found that bat box orientation and/or the amount of exposure to sunlight affected bat occupancy, and one study in Spain found that orientation did not have a significant effect on occupancy. Two studies in the UK and Italy found that bat box height affected occupancy, and two studies in Spain and the USA found no effect of height. Two studies in the USA and Spain found higher occupancy of bat boxes on buildings than on trees. One study in Australia found that bat boxes were occupied more often in farm forestry sites than in native forest, one study in Poland found higher occupancy in pine relative to mixed deciduous stands, and one study in Costa Rica found higher occupancy in forest fragments than in pasture. One study in the USA found higher occupancy rates in areas where bats were known to roost prior to installing bat boxes.

*Assessment: unknown effectiveness (effectiveness 30%; certainty 20%; harms 0%).*

<https://www.conservationevidence.com/actions/1024>

## **No evidence found (no assessment)**

We have captured no evidence for the following interventions:

- Legally protect bat species
- Regularly clean bat boxes to increase occupancy
- Release captive-bred bats.

## 2.13.2 Ex-situ conservation

Based on the collated evidence, what is the current assessment of the effectiveness of interventions for ex-situ conservation?	
<b>Unknown effectiveness</b>	<ul style="list-style-type: none"> <li>• Rehabilitate injured/orphaned bats to maintain wild bat populations</li> </ul>
<b>Unlikely to be beneficial</b>	<ul style="list-style-type: none"> <li>• Breed bats in captivity</li> </ul>

### Unknown effectiveness

#### ● Rehabilitate injured/orphaned bats to maintain wild bat populations

Four studies evaluated the effects of rehabilitating injured/orphaned bats on bat populations. Two studies were in the UK, one was in Italy and one in Brazil.

COMMUNITY RESPONSE (0 STUDIES)

POPULATION RESPONSE (4 STUDIES)

Survival (4 studies): One study in Brazil found that two hand-reared orphaned greater spear-nosed bats survived for over three months in captivity. Two studies in the UK and Italy found that 70–90% of hand-reared pipistrelle bats survived for at least 4–14 days after release into the wild, and six of 21 bats joined wild bat colonies. One study in the UK found that pipistrelle bats that flew in a large flight cage for long periods before release survived for longer and were more active than bats that flew for short periods or in a small enclosure. One study in the UK found that 13% of ringed hand-reared pipistrelle bats were found alive in bat boxes 38 days to almost four years after release into the wild.

Condition (1 study): One study in Brazil found that two orphaned greater spear-nosed bats increased in body weight and size after being hand-reared, and reached a normal size for the species after 60 days.

BEHAVIOUR (0 STUDIES)

*Assessment: unknown effectiveness (effectiveness 47%; certainty 27%; harms 0%).*

<https://www.conservationevidence.com/actions/2054>



## Unlikely to be beneficial

### ● Breed bats in captivity

Six studies evaluated the effects of breeding bats in captivity on bat populations. Three studies were in the USA, two in the UK and one in Brazil.

COMMUNITY RESPONSE (0 STUDIES)

POPULATION RESPONSE (6 STUDIES)

Reproductive success (5 studies): Five studies in the USA, UK and Brazil found that 6–100% of female bats captured in the wild successfully conceived, gave birth and reared young in captivity. Two studies in the UK and Brazil found that two of five and two of three bats born in captivity successfully gave birth to live young.

Survival (6 studies): Six studies in the USA, UK and Brazil found that 20–86% of bat pups born in captivity survived from between 10 days to adulthood.

BEHAVIOUR (0 STUDIES)

*Assessment: unlikely to be beneficial (effectiveness 30%; certainty 40%; harms 18%).*

<https://www.conservationevidence.com/actions/2053>

## 2.13.3 Translocation

**Based on the collated evidence, what is the current assessment of the effectiveness of interventions for translocation?**

**Likely to be ineffective or harmful**

- Translocate bats

## Likely to be ineffective or harmful

### ● Translocate bats

Two studies evaluated the effects of translocating bats on bat populations. One study was in New Zealand and one study was in Switzerland.

COMMUNITY RESPONSE (0 STUDIES)

POPULATION RESPONSE (2 STUDIES)

Reproductive success (1 study): One study in Switzerland found that a female greater horseshoe bat that settled at a release site after translocation had a failed pregnancy.

Survival (1 study): One study in Switzerland found that four of 18 bats died after translocation.

Condition (1 study): One study in New Zealand found that lesser short-tailed bats captured at release sites eight months after translocation were balding and had damaged, infected ears.

#### BEHAVIOUR (2 STUDIES)

Uptake (2 studies): Two studies in New Zealand and Switzerland found that low numbers of bats remained at release sites after translocation.

Behaviour change (1 study): One study in Switzerland found that bats homed after release at translocation sites less than 20 km from their original roosts.

*Assessment: likely to be ineffective or harmful (effectiveness 5%; certainty 40%; harms 80%).*

<https://www.conservationevidence.com/actions/1009>

## 2.14 Education and awareness raising

---

**Based on the collated evidence, what is the current assessment of the effectiveness of interventions for education and awareness raising?**

**No evidence found (no assessment)**

- Educate farmers, land managers and local communities about the benefits of bats to improve management of bat habitats
- Educate farmers, local communities and pest controllers to reduce indiscriminate culling of vampire bats
- Educate pest controllers and homeowners/tenants to reduce the illegal use of pesticides in bat roosts
- Educate the public to improve perception of bats to improve behaviour towards bats
- Engage policymakers to make policy changes beneficial to bats
- Promote careful bat-related eco-tourism to improve behaviour towards bats
- Provide training to conservationists, land managers, and the building and development sector on bat ecology and conservation to reduce bat roost disturbance

## **No evidence found (no assessment)**

We have captured no evidence for the following interventions:

- Educate farmers, land managers and local communities about the benefits of bats to improve management of bat habitats
- Educate farmers, local communities and pest controllers to reduce indiscriminate culling of vampire bats
- Educate pest controllers and homeowners/tenants to reduce the illegal use of pesticides in bat roosts
- Educate the public to improve perception of bats to improve behaviour towards bats
- Engage policymakers to make policy changes beneficial to bats
- Promote careful bat-related eco-tourism to improve behaviour towards bats
- Provide training to conservationists, land managers, and the building and development sector on bat ecology and conservation to reduce bat roost disturbance.



### 3. BIRD CONSERVATION

**David R. Williams, Matthew F. Child, Lynn V. Dicks, Nancy Ockendon, Robert G. Pople, David A. Showler, Jessica C. Walsh, Erasmus K. H. J. zu Ermgassen & William J. Sutherland**

#### **Expert assessors**

**Tatsuya Amano**, University of Cambridge, UK

**Andy Brown**, Natural England, UK

**Fiona Burns**, Royal Society for the Protection of Birds, UK

**Yohay Carmel**, Israel Institute of Technology

**Mick Clout**, University of Auckland, New Zealand

**Geoff Hilton**, Wildfowl & Wetlands Trust, UK

**Nancy Ockendon**, University of Cambridge, UK

**James Pearce-Higgins**, British Trust for Ornithology, UK

**Sugoto Roy**, Food and Environment Research Agency, DEFRA, UK

**Rebecca K. Smith**, University of Cambridge, UK

**William J. Sutherland**, University of Cambridge, UK

**Judit Szabo**, Charles Darwin University, Australia

**Bernie Tershy**, University of California, USA

**Des Thomson**, Scottish Natural Heritage, UK

**Stuart Warrington**, National Trust, UK

**David Williams**, University of Cambridge, UK

**Scope of assessment:** for native wild bird species across the world.

**Assessed:** 2015.

**Effectiveness measure** is the median % score.

**Certainty measure** is the median % certainty of evidence, determined by the quantity and quality of the evidence in the synopsis.

**Harm measure** is the median % score for negative side-effects to the group of species of concern. This was not scored for section 3.11 on invasive species.

This book is meant as a guide to the evidence available for different conservation interventions and as a starting point in assessing their effectiveness. The assessments are based on the available evidence for the target group of species for each intervention. The assessment may therefore refer to different species or habitat to the one(s) you are considering. Before making any decisions about implementing interventions it is vital that you read the more detailed accounts of the evidence in order to assess their relevance for your study species or system.

Full details of the evidence are available at  
**[www.conservationevidence.com](http://www.conservationevidence.com)**

There may also be significant negative side-effects on the target groups or other species or communities that have not been identified in this assessment.

A lack of evidence means that we have been unable to assess whether or not an intervention is effective or has any harmful impacts.

## 3.1 Habitat protection

---

Based on the collated evidence, what is the current assessment of the effectiveness of interventions for habitat protection?	
Likely to be beneficial	<ul style="list-style-type: none"><li>• Legally protect habitats</li></ul>
Trade-offs between benefit and harms	<ul style="list-style-type: none"><li>• Provide or retain un-harvested buffer strips</li></ul>
Unknown effectiveness (limited evidence)	<ul style="list-style-type: none"><li>• Ensure connectivity between habitat patches</li></ul>

### Likely to be beneficial

#### ● Legally protect habitats for birds

Four studies from Europe found that populations increased after habitat protection and a review from China found high use of protected habitats by cranes. A replicated, randomised and controlled study from Argentina found that some, but not all bird groups had higher species richness or were at higher densities in protected habitats. *Assessment: likely to be beneficial (effectiveness 50%; certainty 52%; harms 0%).*

<http://www.conservationevidence.com/actions/158>



## Trade-off between benefit and harms

### ● Provide or retain un-harvested buffer strips

Three replicated studies from the USA found that species richness or abundances were higher in narrow (<100 m) strips of forest, but five replicated studies from North America found that wider strips retained a community more similar to that of uncut forest than narrow strips. Two replicated studies from the USA found no differences in productivity between wide and narrow buffers, but that predation of artificial nests was higher in buffers than in continuous forest. *Assessment: trade-offs between benefits and harms (effectiveness 60%; certainty 55%; harms 20%).*

<http://www.conservationevidence.com/actions/161>

## Unknown effectiveness (limited evidence)

### ● Ensure connectivity between habitat patches

Two studies of a replicated, controlled experiment in Canadian forests found that some species (not forest specialists) were found at higher densities in forest patches connected to continuous forest, compared to isolated patches and that some species used corridors more than clearcuts between patches. *Assessment: unknown effectiveness — limited evidence (effectiveness 38%; certainty 38%; harms 0%).*

<http://www.conservationevidence.com/actions/160>

## 3.2 Education and awareness raising

---

Based on the collated evidence, what is the current assessment of the effectiveness of interventions for education and awareness raising?	
Likely to be beneficial	<ul style="list-style-type: none"> <li>• Raise awareness amongst the general public through campaigns and public information</li> </ul>
Unknown effectiveness (limited evidence)	<ul style="list-style-type: none"> <li>• Provide bird feeding materials to families with young children</li> </ul>
No evidence found (no assessment)	<ul style="list-style-type: none"> <li>• Enhance bird taxonomy skills through higher education and training</li> <li>• Provide training to conservationists and land managers on bird ecology and conservation</li> </ul>

### Likely to be beneficial

#### ● Raise awareness amongst the general public through campaigns and public information

A literature review from North America found that education was not sufficient to change behaviour, but that it was necessary for the success of economic incentives and law enforcement. *Assessment: likely to be beneficial (effectiveness 45%; certainty 48%; harms 0%).*

<http://www.conservationevidence.com/actions/162>

## **Unknown effectiveness (limited evidence)**

### ● **Provide bird feeding materials to families with young children**

A single replicated, paired study from the USA found that most children involved in a programme providing families with bird food increased their knowledge of birds, but did not significantly change their environmental attitudes. *Assessment: unknown effectiveness – limited evidence (effectiveness 42%; certainty 20%; harms 0%).*

<http://www.conservationevidence.com/actions/163>

## **No evidence found (no assessment)**

We have captured no evidence for the following interventions:

- Enhance bird taxonomy skills through higher education and training
- Provide training to conservationists and land managers on bird ecology and conservation

## 3.3 Threat: Residential and commercial development

---

**Based on the collated evidence, what is the current assessment of the effectiveness of interventions for residential and commercial development?**

**Unknown effectiveness (limited evidence)**

- Angle windows to reduce bird collisions
- Mark windows to reduce bird collisions

### Unknown effectiveness (limited evidence)

#### ● Angle windows to reduce bird collisions

A single randomised, replicated and controlled experiment in the USA found that fewer birds collided with windows angled away from the vertical. *Assessment: unknown effectiveness – limited evidence (effectiveness 60%; certainty 20%; harms 0%).*

<http://www.conservationevidence.com/actions/166>

#### ● Mark windows to reduce bird collisions

Two randomised, replicated and controlled studies found that marking windows did not appear to reduce bird collisions. However, when windows were largely covered with white cloth, or tinted, fewer birds flew towards or collided with them. A third randomised, replicated and controlled study found that fewer birds collided with tinted windows than with un-tinted ones, although the authors noted that the poor reflective quality of the glass could have influenced the results. *Assessment: unknown effectiveness – limited evidence (effectiveness 20%; certainty 20%; harms 0%).*

<http://www.conservationevidence.com/actions/167>

## 3.4 Threat: Agriculture

---

### 3.4.1 All farming systems

<b>Based on the collated evidence, what is the current assessment of the effectiveness of interventions for all farming systems?</b>	
<b>Beneficial</b>	<ul style="list-style-type: none"> <li>• Plant wild bird seed or cover mixture</li> <li>• Provide (or retain) set-aside areas in farmland</li> </ul>
<b>Likely to be beneficial</b>	<ul style="list-style-type: none"> <li>• Create uncultivated margins around intensive arable or pasture fields</li> <li>• Increase the proportion of natural/semi-natural habitat in the farmed landscape</li> <li>• Manage ditches to benefit wildlife</li> <li>• Pay farmers to cover the costs of conservation measures</li> <li>• Plant grass buffer strips/margins around arable or pasture fields</li> <li>• Plant nectar flower mixture/wildflower strips</li> <li>• Leave refuges in fields during harvest</li> <li>• Reduce conflict by deterring birds from taking crops: use bird scarers</li> <li>• Relocate nests at harvest time to reduce nestling mortality</li> <li>• Use mowing techniques to reduce mortality</li> </ul>
<b>Unknown effectiveness (limited evidence)</b>	<ul style="list-style-type: none"> <li>• Control scrub on farmland</li> <li>• Offer per clutch payment for farmland birds</li> <li>• Manage hedges to benefit wildlife</li> <li>• Plant new hedges</li> <li>• Reduce conflict by deterring birds from taking crops: use repellents</li> <li>• Take field corners out of management</li> </ul>



<b>Likely to be ineffective or harmful</b>	<ul style="list-style-type: none"> <li>• Mark bird nests during harvest or mowing</li> </ul>
<b>No evidence found (no assessment)</b>	<ul style="list-style-type: none"> <li>• Cross compliance standards for all subsidy payments</li> <li>• Food labelling schemes relating to biodiversity-friendly farming</li> <li>• Manage stone-faced hedge banks to benefit birds</li> <li>• Plant in-field trees</li> <li>• Protect in-field trees</li> <li>• Reduce field size (or maintain small fields)</li> <li>• Support or maintain low-intensity agricultural systems</li> <li>• Tree pollarding, tree surgery</li> </ul>

## Beneficial

### ● Plant wild bird seed or cover mixture

Seven of 41 studies found that fields or farms with wild bird cover had higher diversity than other sites, or that wild bird cover held more species than other habitats. Thirty-two studies found that populations, or abundances of some or all species were higher on wild bird cover than other habitats, or that wild bird cover was used more than other habitats. Four of these studies investigated several interventions at once. Thirteen studies found that bird populations or densities were similar on wild bird cover and other habitats that some species were not associated with wild bird cover, or that birds rarely used wild bird cover. Three studies found higher productivities of birds on wild bird cover than other habitats. Two found no differences for some or all species studied. Two studies found that survival of grey partridge or artificial nests increased on wild bird cover; one found lower partridge survival in farms with wild bird cover than other farms. Five studies from the UK found that some wild bird cover crops were used more than others. A study and a review found that the arrangement of wild bird cover in the landscape affected its use by birds. *Assessment: beneficial (effectiveness 81%; certainty 81%; harms 0%).*

<http://www.conservationevidence.com/actions/187>

### ● **Provide (or retain) set-aside areas in farmland**

Four out of 23 studies from Europe and North America found more species on set-aside than on crops. One study found fewer. Twenty-one studies found that some species were at higher densities on set-aside than other habitats, or that they used set-aside more often. Four found that some species were found at lower densities on set-aside than other habitats. Three studies found that waders and Eurasian skylarks had higher productivities on set-aside than other crops. One study found that skylarks on set-aside had lower similar or lower productivities than on crops. One study from the UK found that rotational set-aside was used more than non-rotational set-aside, another found no difference. A review from North America and Europe found that naturally regenerated set-aside held more birds and more species than sown set-aside. *Assessment: beneficial (effectiveness 70%; certainty 75%; harms 0%).*

<http://www.conservationevidence.com/actions/175>

## Likely to be beneficial

### ● **Create uncultivated margins around intensive arable or pasture fields**

One of eight studies found that three sparrow species found on uncultivated margins on a site in the USA were not found on mown field edges. A replicated study from Canada found fewer species in uncultivated margins than in hedges or trees. Three studies found that some bird species were associated with uncultivated margins, or that birds were more abundant on margins than other habitats. One study found that these effects were very weak and four studies of three experiments found that uncultivated margins contained similar numbers of birds as other habitats in winter, or that several species studied did not show associations with margins. A study from the UK found that yellowhammers used uncultivated margins more than crops in early summer. Use fell in uncut margins later in the year. A study from the UK found that grey partridge released on uncultivated margins had high survival. *Assessment: likely to be beneficial (effectiveness 45%; certainty 55%; harms 0%).*

<http://www.conservationevidence.com/actions/190>



### ● **Increase the proportion of natural/semi-natural habitat in the farmed landscape**

Two studies from Switzerland and Australia, of the five we captured, found that areas with plantings of native species, or areas under a scheme designed to increase semi-natural habitats (the Swiss Ecological Compensation Areas scheme), held more bird species than other areas. One study from Switzerland found that populations of three bird species increased in areas under the Ecological Compensation Areas scheme. A third Swiss study found that some habitats near Ecological Compensation Areas held more birds than habitats further away, but the overall amount of Ecological Compensation Area had no effect on bird populations. A study from the UK found no effect of habitat-creation on grey partridge populations. *Assessment: likely to be beneficial (effectiveness 45%; certainty 44%; harms 0%).*

<http://www.conservationevidence.com/actions/171>

### ● **Manage ditches to benefit wildlife**

One study of four from the UK found that banded ditches were visited more often by birds than non-banded ditches. Three studies found that some birds responded positively to ditches managed for wildlife, but that other species did not respond to management, or responded negatively. *Assessment: likely to be beneficial (effectiveness 40%; certainty 49%; harms 14%).*

<http://www.conservationevidence.com/actions/180>

### ● **Pay farmers to cover the costs of conservation measures**

Three out of 31 studies found national population increases in three species after payment schemes targeted at their conservation. One found that many other species continued declining. Twenty-two studies found that at least some species were found at higher densities on sites with agri-environment schemes; some differences were present only in summer or only in winter. Fifteen studies found some species at similar densities on agri-environment schemes and non-agri-environment scheme sites or appeared to respond negatively to agri-environment schemes. One study found that grey partridge survival was higher in some years on agri-environment scheme sites. Two studies found higher productivity on agri-environment scheme sites for some species, one found no effect of agri-environment schemes. A review found that some agri-environment schemes options were not being used enough to benefit many species of bird. A study from the UK found that there was no difference in the densities of seed-eating birds in winter between two



agri-environment scheme designations. *Assessment: likely to be beneficial (effectiveness 56%; certainty 80%; harms 0%).*

<http://www.conservationevidence.com/actions/172>

### ● **Plant grass buffer strips/margins around arable or pasture fields**

One of 15 studies found more bird species in fields in the USA that were bordered by grass margins than in unbordered fields. Two studies from the UK found no effect of margins on species richness. One study found that more birds used grass strips in fields than used crops. Even more used grass margins. Nine studies from the USA and UK found that sites with grass margins had more positive population trends or higher populations for some birds, or that some species showed strong habitat associations with grass margins. Three studies found no such effect for some or all species. Two studies found that species used margins more than other habitats and one found that birds used cut margins more than uncut during winter, but less than other habitats during summer. A study from the UK found that grey partridge broods were smaller on grass margins than other habitat types. *Assessment: likely to be beneficial (effectiveness 47%; certainty 54%; harms 0%).*

<http://www.conservationevidence.com/actions/191>

### ● **Plant nectar flower mixture/wildflower strips**

Three of seven studies found that birds used wildflower strips more than other habitats; two found strips were not used more than other habitats. A study from Switzerland found that Eurasian skylarks were more likely to nest in patches sown with annual weeds than in crops and were less likely to abandon nests. A study from the UK found that management of field margins affected their use more than the seed mix used. *Assessment: likely to be beneficial (effectiveness 55%; certainty 45%; harms 0%).*

<http://www.conservationevidence.com/actions/189>

### ● **Leave refuges in fields during harvest**

One study found that fewer gamebirds came into contact with mowing machinery when refuges were left in fields. A study from the UK found that Eurasian skylarks did not nest at higher densities in uncut refuges than in the rest of the field. *Assessment: likely to be beneficial (effectiveness 50%; certainty 41%; harms 0%).*

<http://www.conservationevidence.com/actions/193>



### ● Reduce conflict by deterring birds from taking crops (using bird scarers)

A controlled paired study in the USA found reduced levels of damage to almond orchards when American crow distress calls were broadcast. A study in Pakistan found that four pest species were less abundant when reflector ribbons were hung above crops compared to where ribbons were not used. *Assessment: likely to be beneficial (effectiveness 66%; certainty 44%; harms 0%).*

<http://www.conservationevidence.com/actions/199>

### ● Relocate nests at harvest time to reduce nestling mortality

A study from Spain found that Montagu's harrier clutches had higher hatching and fledging rates when they were temporarily moved during harvest than control nests that were not moved. *Assessment: likely to be beneficial (effectiveness 55%; certainty 42%; harms 0%).*

<http://www.conservationevidence.com/actions/195>

### ● Use mowing techniques to reduce mortality

One of three studies from the UK found a large increase in the national population of corncrakes after a scheme to delay mowing and promote corncrake-friendly mowing techniques. Two studies found lower levels of corncrake and Eurasian skylark mortality when wildlife-friendly mowing techniques were used. *Assessment: likely to be beneficial (effectiveness 85%; certainty 50%; harms 0%).*

<http://www.conservationevidence.com/actions/192>

## Unknown effectiveness (limited evidence)

### ● Control scrub on farmland

A study from the UK found farms with a combined intervention that included scrub control had lower numbers of young grey partridge per adult. *Assessment: unknown effectiveness — limited evidence (effectiveness 7%; certainty 9%; harms 1%).*

<http://www.conservationevidence.com/actions/197>

### ● Offer per clutch payment for farmland birds

One of two studies from the Netherlands found slightly higher breeding densities of waders on farms with per clutch payment schemes but this and another study found no higher numbers overall. One study found higher hatching success on farms with payment schemes. *Assessment: unknown effectiveness — limited evidence (effectiveness 43%; certainty 35%; harms 0%).*

<http://www.conservationevidence.com/actions/196>

### ● Manage hedges to benefit wildlife

One of seven studies found no differences in the number of species in a UK site with wildlife-friendly hedge management and sites without. Seven studies found that some species increased in managed hedges or were more likely to be found in them than other habitats. One investigated several interventions at the same time. Four studies found that some species responded negatively or not at all to hedge management or that effects varied across regions of the UK. *Assessment: unknown effectiveness — limited evidence (effectiveness 39%; certainty 38%; harms 3%).*

<http://www.conservationevidence.com/actions/177>

### ● Plant new hedges

A study from the USA found that populations of northern bobwhites increased following several interventions including the planting of new hedges. *Assessment: unknown effectiveness — limited evidence (effectiveness 23%; certainty 19%; harms 0%).*

<http://www.conservationevidence.com/actions/178>

### ● Reduce conflict by deterring birds from taking crops (using repellents)

A replicated, randomised and controlled *ex situ* study in the USA found that dickcissels consumed less rice if it was treated with two repellents compared to controls. *Assessment: unknown effectiveness — limited evidence (effectiveness 29%; certainty 27%; harms 0%).*

<http://www.conservationevidence.com/actions/200>



### ● Take field corners out of management

A study from the UK found that overwinter survival of grey partridge was positively correlated with taking field corners out of management, but this relationship was only significant in one of three winters. There was no relationship with measures of productivity (brood size, young: adult). *Assessment: unknown effectiveness – limited evidence (effectiveness 30%; certainty 15%; harms 0%).*

<http://www.conservationevidence.com/actions/198>

## Likely to be ineffective or harmful

### ● Mark bird nests during harvest or mowing

A study from the Netherlands found that fewer northern lapwing nests were destroyed when they were marked with bamboo poles than when they were unmarked. *Assessment: likely to be ineffective or harmful (effectiveness 30%; certainty 45%; harms 20%).*

<http://www.conservationevidence.com/actions/148>

## No evidence found (no assessment)

We have captured no evidence for the following interventions:

- Cross compliance standards for all subsidy payments
- Food labelling schemes relating to biodiversity-friendly farming
- Manage stone-faced hedge banks to benefit birds
- Plant in-field trees
- Protect in-field trees
- Reduce field size (or maintain small fields)
- Support or maintain low-intensity agricultural systems
- Tree pollarding, tree surgery

### 3.4.2 Arable farming

Based on the collated evidence, what is the current assessment of the effectiveness of interventions for arable farming systems?	
Likely to be beneficial	<ul style="list-style-type: none"> <li>• Create 'skylark plots'</li> <li>• Leave overwinter stubbles</li> <li>• Leave uncropped cultivated margins or fallow land (includes lapwing and stone curlew plots)</li> <li>• Sow crops in spring rather than autumn</li> <li>• Undersow spring cereals, with clover for example</li> </ul>
Trade-off between benefit and harms	<ul style="list-style-type: none"> <li>• Reduce tillage</li> </ul>
Unknown effectiveness (limited evidence)	<ul style="list-style-type: none"> <li>• Implement mosaic management</li> <li>• Increase crop diversity to benefit birds</li> <li>• Plant more than one crop per field (intercropping)</li> </ul>
Unlikely to be beneficial	<ul style="list-style-type: none"> <li>• Create beetle banks</li> </ul>
Likely to be ineffective or harmful	<ul style="list-style-type: none"> <li>• Plant cereals in wide-spaced rows</li> <li>• Revert arable land to permanent grassland</li> </ul>
No evidence found (no assessment)	<ul style="list-style-type: none"> <li>• Add 1% barley into wheat crop for corn buntings</li> <li>• Create corn bunting plots</li> <li>• Leave unharvested cereal headlands within arable fields</li> <li>• Plant nettle strips</li> </ul>

#### Likely to be beneficial

##### ● Create 'skylark plots' (undrilled patches in cereal fields)

One study of seven found that the Eurasian skylark population on a farm increased after skylark plots were provided. Another found higher skylark densities on fields with plots in. Two studies from the UK found that skylark



productivity was higher for birds with skylark plots in their territories, a study from Switzerland found no differences. Two studies from Denmark and Switzerland found that skylarks used plots more than expected, but a study from the UK found that seed-eating songbirds did not. *Assessment: likely to be beneficial (effectiveness 65%; certainty 60%; harms 0%).*

<http://www.conservationevidence.com/actions/214>

### ● **Leave overwinter stubbles**

Three of fourteen studies report positive population-level changes in two species after winter stubble provision. All investigated several interventions at once. Eight studies found that some farmland birds were found on stubbles or were positively associated with them, three investigated several interventions and one found no more positive associations than expected by chance. A study from the UK found that most species did not preferentially use stubble, compared to cover crops and another found that a greater area of stubble in a site meant lower grey partridge brood size. Five studies from the UK found that management of stubbles influenced their use by birds. One study found that only one species was more common on stubbles under agri-environment schemes. *Assessment: likely to be beneficial (effectiveness 40%; certainty 60%; harms 0%).*

<http://www.conservationevidence.com/actions/203>

### ● **Leave uncropped cultivated margins or fallow land (includes lapwing and stone curlew plots)**

Three of nine studies report that the UK population of Eurasian thick-knees increased following a scheme to promote lapwing plots (and other interventions). A study from the UK found that plots did not appear to influence grey partridge populations. Four studies from the UK found that at least one species was associated with lapwing plots, or used them for foraging or nesting. One study found that 11 species were not associated with plots, another that fewer used plots than used crops in two regions of the UK. Two studies found that nesting success was higher on lapwing plots and fallow than in crops. A third found fewer grey partridge chicks per adult on sites with lots of lapwing plots. *Assessment: likely to be beneficial (effectiveness 59%; certainty 55%; harms 15%).*

<http://www.conservationevidence.com/actions/213>

### ● Sow crops in spring rather than autumn

One study from Sweden, of three examining the effects of spring-sown crops, found that more birds were found on areas with spring, rather than autumn-sown crops. A study from the UK found that several species used the study site for the first time after spring-sowing was started. All three studies found that some populations increased after the start of spring sowing. A study from the UK found that some species declined as well. A study from Sweden found that hatching success of songbirds and northern lapwing was lower on spring-sown, compared with autumn-sown crops. *Assessment: likely to be beneficial (effectiveness 55%; certainty 67%; harms 10%).*

<http://www.conservationevidence.com/actions/207>

### ● Undersow spring cereals, with clover for example

Four of five studies from the UK found that bird densities were higher on undersown fields or margins than other fields, or that use of fields increased if they were undersown. Two studies of the same experiment found that not all species nested at higher densities in undersown habitats. A study from the UK found that grey partridge populations were lower on sites with large amounts of undersown cereal. *Assessment: likely to be beneficial (effectiveness 60%; certainty 45%; harms 10%).*

<http://www.conservationevidence.com/actions/208>

## Trade-off between benefit and harms

### ● Reduce tillage

Six of ten studies found that some or all bird groups had higher species richness or diversity on reduced-tillage fields, compared to conventional fields in some areas. Two studies found that some groups had lower diversity on reduced-tillage sites, or that there was no difference between treatments. Nine studies found that some species were found at higher densities on reduced tillage fields, six found that some species were at similar or lower densities. Three studies found evidence for higher productivities on reduced-tillage fields. One found that not all measures of productivity were higher. *Assessment: trade-offs between benefits and harms (effectiveness 50%; certainty 48%; harms 51%).*

<http://www.conservationevidence.com/actions/211>



## Unknown effectiveness (limited evidence)

### ● Implement mosaic management

One of two studies from the Netherlands found that northern lapwing population trends, but not those of three other waders, became more positive following the introduction of mosaic management. The other found that black-tailed godwit productivity was higher under mosaic management than other management types. *Assessment: unknown effectiveness — limited evidence (effectiveness 20%; certainty 33%; harms 0%).*

<http://www.conservationevidence.com/actions/130>

### ● Increase crop diversity to benefit birds

A study from the UK found that more barnacle geese used a site after the amount of land under cereals was decreased and several other interventions were used. *Assessment: unknown effectiveness — limited evidence (effectiveness 20%; certainty 19%; harms 0%).*

<http://www.conservationevidence.com/actions/201>

### ● Plant more than one crop per field (intercropping)

A study from the USA found that 35 species of bird used fields with intercropping, with four nesting, but that productivity from the fields was very low. *Assessment: unknown effectiveness — limited evidence (effectiveness 30%; certainty 36%; harms 18%).*

<http://www.conservationevidence.com/actions/209>

## Unlikely to be beneficial

### ● Create beetle banks

Two of six studies from the UK found that some bird populations were higher on sites with beetle banks. Both investigated several interventions at once. Two studies found no relationships between bird species abundances or populations and beetle banks. Two studies (including a review) from the UK found that three bird species used beetle banks more than expected, one used them less than expected. *Assessment: unlikely to be beneficial (effectiveness 30%; certainty 41%; harms 0%).*

<http://www.conservationevidence.com/actions/217>



## Likely to be ineffective or harmful

### ● Plant cereals in wide-spaced rows

One of three studies from the UK found that fields with wide-spaced rows held more Eurasian skylark nests than control fields. One study found that fields with wide-spaced rows held fewer nests. Both found that fields with wide-spaced rows held fewer nests than fields with skylark plots. A study from the UK found that skylark chicks in fields with wide-spaced rows had similar diets to those in control fields. *Assessment: likely to be ineffective or harmful (effectiveness 20%; certainty 44%; harms 20%).*

<http://www.conservationevidence.com/actions/216>

### ● Revert arable land to permanent grassland

All five studies looking at the effects of reverting arable land to grassland found no clear benefit to birds. The studies monitored birds in winter or grey partridges in the UK and wading birds in Denmark. They included three replicated controlled trials. *Assessment: likely to be ineffective or harmful (effectiveness 0%; certainty 64%; harms 10%).*

<http://www.conservationevidence.com/actions/210>

## No evidence found (no assessment)

We have captured no evidence for the following interventions:

- Add 1% barley into wheat crop for corn buntings
- Create corn bunting plots
- Leave unharvested cereal headlands within arable fields
- Plant nettle strips



### 3.4.3 Livestock farming

Based on the collated evidence, what is the current assessment of the effectiveness of interventions for livestock farming systems?	
<b>Likely to be beneficial</b>	<ul style="list-style-type: none"> <li>• Delay mowing date on grasslands</li> <li>• Leave uncut rye grass in silage fields</li> <li>• Maintain species-rich, semi-natural grassland</li> <li>• Maintain traditional water meadows</li> <li>• Mark fencing to avoid bird mortality</li> <li>• Plant cereals for whole crop silage</li> <li>• Reduce grazing intensity</li> <li>• Reduce management intensity of permanent grasslands</li> </ul>
<b>Trade-off between benefit and harms</b>	<ul style="list-style-type: none"> <li>• Exclude livestock from semi-natural habitat</li> </ul>
<b>Unknown effectiveness (limited evidence)</b>	<ul style="list-style-type: none"> <li>• Create open patches or strips in permanent grassland</li> <li>• Maintain upland heath/moor</li> <li>• Protect nests from livestock to reduce trampling</li> <li>• Provide short grass for waders</li> <li>• Raise mowing height on grasslands</li> </ul>
<b>Unlikely to be beneficial</b>	<ul style="list-style-type: none"> <li>• Use traditional breeds of livestock</li> </ul>
<b>No evidence found (no assessment)</b>	<ul style="list-style-type: none"> <li>• Maintain lowland heathland</li> <li>• Maintain rush pastures</li> <li>• Maintain wood pasture and parkland</li> <li>• Plant Brassica fodder crops</li> <li>• Use mixed stocking</li> </ul>

#### Likely to be beneficial

##### ● Delay mowing date on grasslands

Two of five studies (both reviews) found that the UK corncrake populations increased following two schemes to encourage farmers to delay mowing. A

study from the Netherlands found no evidence that waders and other birds were more abundant in fields with delayed mowing. Another study from the Netherlands found that fields with delayed mowing held more birds than other fields, but differences were present before the scheme began and population trends did not differ between treatments. A study from the USA found that fewer nests were destroyed by machinery in late-cut fields, compared with early-cut fields. *Assessment: likely to be beneficial (effectiveness 45%; certainty 52%; harms 0%).*

<http://www.conservationevidence.com/actions/223>

### ● **Leave uncut rye grass in silage fields**

All four studies from the UK (including two reviews) found that seed-eating birds were benefited by leaving uncut (or once-cut) rye grass in fields, or that seed-eating species were more abundant on uncut plots. Three studies found that seed-eating birds were more abundant on uncut and ungrazed plots than on uncut and grazed plots. A study from the UK found that the responses of non-seed-eating birds were less certain than seed-eating species, with some species avoiding uncut rye grass. *Assessment: likely to be beneficial (effectiveness 67%; certainty 56%; harms 8%).*

<http://www.conservationevidence.com/actions/224>

### ● **Maintain species-rich, semi-natural grassland**

One of two studies found that the populations of five species increased in an area of the UK after the start of management designed to maintain unimproved grasslands. A study from Switzerland found that wetland birds nested at greater densities on managed hay meadows than expected, but birds of open farmland used hay meadows less. *Assessment: likely to be beneficial (effectiveness 41%; certainty 44%; harms 0%).*

<http://www.conservationevidence.com/actions/218>

### ● **Maintain traditional water meadows**

One of four studies (from the UK) found that the populations of two waders increased on reserves managed as water meadows. Two studies from the Netherlands found that there were more waders or birds overall on specially managed meadows or 12.5 ha plots, but one found that these differences were present before management began, the other found no differences between individual fields under different management. Two studies from the UK



and Netherlands found that wader populations were no different between specially and conventionally managed meadows, or that wader populations decreased on specially-managed meadows. A study from the UK found that northern lapwing productivity was not high enough to maintain populations on three of four sites managed for waders. *Assessment: likely to be beneficial (effectiveness 50%; certainty 52%; harms 0%).*

<http://www.conservationevidence.com/actions/229>

### ● **Mark fencing to avoid bird mortality**

A study from the UK found that fewer birds collided with marked sections of deer fences, compared to unmarked sections. *Assessment: likely to be beneficial (effectiveness 65%; certainty 46%; harms 0%).*

<http://www.conservationevidence.com/actions/238>

### ● **Plant cereals for whole crop silage**

Three studies of one experiment found that seed-eating birds used cereal-based wholecrop silage crops more than other crops in summer and winter. Insect-eating species used other crops and grassland more often. *Assessment: likely to be beneficial (effectiveness 55%; certainty 43%; harms 0%).*

<http://www.conservationevidence.com/actions/225>

### ● **Reduce grazing intensity**

Nine of eleven studies from the UK and USA found that the populations of some species were higher on fields with reduced grazing intensity, compared to conventionally-grazed fields, or found that birds used these fields more. Three studies investigated several interventions at once. Five studies from Europe found that some or all species were no more numerous, or were less abundant on fields with reduced grazing. A study from the UK found that black grouse populations increased at reduced grazing sites (whilst they declined elsewhere). However, large areas with reduced grazing had low female densities. A study from the USA found that the number of species on plots with reduced grazing increased over time. A study from four European countries found no differences in the number of species on sites with low- or high-intensity grazing. *Assessment: likely to be beneficial (effectiveness 46%; certainty 55%; harms 0%).*

<http://www.conservationevidence.com/actions/220>

### ● **Reduce management intensity of permanent grasslands**

Seven of eight European studies found that some or all birds studied were more abundant on grasslands with reduced management intensity, or used them more than other habitats for foraging. Five studies of four experiments found that some or all species were found at lower or similar abundances on reduced-management grasslands, compared to intensively-managed grasslands. *Assessment: likely to be beneficial (effectiveness 65%; certainty 46%; harms 0%).*

<http://www.conservationevidence.com/actions/219>

## **Trade-off between benefit and harms**

### ● **Exclude livestock from semi-natural habitat**

Two studies from the USA, out of 11 overall, found higher species richness on sites with grazers excluded. A study from Argentina found lower species richness and one from the USA found no difference. Seven studies from the USA found that overall bird abundance, or the abundances of some species were higher in sites with grazers excluded. Seven studies from the USA and Argentina found that overall abundance or the abundance of some species were lower on sites without grazers, or did not differ. Three studies found that productivities were higher on sites with grazers excluded. In one, the difference was only found consistently in comparison with improved pastures, not unimproved. *Assessment: trade-offs between benefits and harms (effectiveness 50%; certainty 57%; harms 30%).*

<http://www.conservationevidence.com/actions/236>

## **Unknown effectiveness (limited evidence)**

### ● **Create open patches or strips in permanent grassland**

A study from the UK found that Eurasian skylarks used fields with open strips in, but that variations in skylark numbers were too great to draw conclusions from this finding. *Assessment: unknown effectiveness — limited evidence (effectiveness 20%; certainty 19%; harms 0%).*

<http://www.conservationevidence.com/actions/239>

### ● **Maintain upland heath/moor**

A study from the UK found that bird populations in one region were increasing with agri-environment guidelines on moor management. There



were some problems with overgrazing, burning and scrub encroachment. *Assessment: unknown effectiveness — limited evidence (effectiveness 30%; certainty 15%; harms 0%).*

<http://www.conservationevidence.com/actions/230>

### ● **Protect nests from livestock to reduce trampling**

One of two studies found that a population of Chatham Island oystercatchers increased following several interventions including the erection of fencing around individual nests. A study from Sweden found that no southern dunlin nests were trampled when protected by cages; some unprotected nests were destroyed. *Assessment: unknown effectiveness — limited evidence (effectiveness 56%; certainty 19%; harms 0%).*

<http://www.conservationevidence.com/actions/237>

### ● **Provide short grass for waders**

A study from the UK found that common starlings and northern lapwing spent more time foraging on areas with short swards, compared to longer swards. *Assessment: unknown effectiveness — limited evidence (effectiveness 41%; certainty 32%; harms 0%).*

<http://www.conservationevidence.com/actions/221>

### ● **Raise mowing height on grasslands**

One of two studies from the UK found that no more foraging birds were attracted to plots with raised mowing heights, compared to plots with shorter grass. A review from the UK found that Eurasian skylarks had higher productivity on sites with raised mowing heights, but this increase was not enough to maintain local populations. *Assessment: unknown effectiveness — limited evidence (effectiveness 20%; certainty 36%; harms 0%).*

<http://www.conservationevidence.com/actions/222>

## Unlikely to be beneficial

### ● **Use traditional breeds of livestock**

A study from four countries in Europe found no differences in bird abundances in areas grazed with traditional or commercial breeds. *Assessment: unlikely to be beneficial (effectiveness 0%; certainty 44%; harms 0%).*

<http://www.conservationevidence.com/actions/233>

## No evidence found (no assessment)

We have captured no evidence for the following interventions:

- Maintain lowland heathland
- Maintain rush pastures
- Maintain wood pasture and parkland
- Plant Brassica fodder crops
- Use mixed stocking

### 3.4.4 Perennial, non-timber crops

Based on the collated evidence, what is the current assessment of the effectiveness of interventions for perennial, non-timber crops?	
Unknown effectiveness (limited evidence)	<ul style="list-style-type: none"> <li>• Maintain traditional orchards</li> </ul>
No evidence found (no assessment)	<ul style="list-style-type: none"> <li>• Manage perennial bioenergy crops to benefit wildlife</li> </ul>

## Unknown effectiveness (limited evidence)

### ● Maintain traditional orchards

Two site comparison studies from the UK and Switzerland found that traditional orchards offer little benefit to birds. In Switzerland only one breeding bird species was associated with traditional orchards. In the UK, the population density of curlew was negatively related to the presence of orchards. *Assessment: unknown effectiveness – limited evidence (effectiveness 10%; certainty 24%; harms 0%).*

<http://www.conservationevidence.com/actions/240>

## No evidence found (no assessment)

We have captured no evidence for the following interventions:

- Manage perennial bioenergy crops to benefit wildlife



### 3.4.5 Aquaculture

Based on the collated evidence, what is the current assessment of the effectiveness of interventions for aquaculture?	
Likely to be beneficial	<ul style="list-style-type: none"> <li>• Deter birds from landing on shellfish culture gear</li> <li>• Disturb birds at roosts</li> <li>• Provide refuges for fish within ponds</li> <li>• Use electric fencing to exclude fish-eating birds</li> <li>• Use 'mussel socks' to prevent birds from attacking shellfish</li> <li>• Use netting to exclude fish-eating birds</li> </ul>
Unknown effectiveness (limited evidence)	<ul style="list-style-type: none"> <li>• Increase water turbidity to reduce fish predation by birds</li> <li>• Translocate birds away from fish farms</li> <li>• Use in-water devices to reduce fish loss from ponds</li> </ul>
Unlikely to be beneficial	<ul style="list-style-type: none"> <li>• Disturb birds using foot patrols</li> <li>• Spray water to deter birds from ponds</li> </ul>
Likely to be ineffective or harmful	<ul style="list-style-type: none"> <li>• Scare birds from fish farms</li> </ul>

#### Likely to be beneficial

##### ● Deter birds from landing on shellfish culture gear

A study from Canada found that fewer birds landed on oyster cages fitted with spikes than control cages. The same study found that fewer birds landed on oyster bags suspended 6 cm, but not 3 cm, underwater, compared to bags on the surface. *Assessment for using spikes on oyster cages: likely to be beneficial (effectiveness 60%; certainty 43%; harms 0%). Assessment for suspending oyster bags under water: likely to be beneficial (effectiveness 55%; certainty 43%; harms 0%).*

<http://www.conservationevidence.com/actions/257>

<http://www.conservationevidence.com/actions/256>



### ● **Disturb birds at roosts**

One study from the USA found reduced fish predation after fish-eating birds were disturbed at roosts. Five studies from the USA and Israel found that birds foraged less near disturbed roosts, or left the area after being disturbed. One found the effects were only temporary. *Assessment: likely to be beneficial (effectiveness 67%; certainty 45%; harms 0%).*

<http://www.conservationevidence.com/actions/245>

### ● **Provide refuges for fish within ponds**

A study from the UK found that cormorants caught fewer fish in a pond with fish refuges in, compared to a control pond. *Assessment: likely to be beneficial (effectiveness 65%; certainty 43%; harms 0%).*

<http://www.conservationevidence.com/actions/253>

### ● **Use electric fencing to exclude fish-eating birds**

Two before-and-after trials from the USA found lower use of fish ponds by herons after electric fencing was installed. *Assessment: likely to be beneficial (effectiveness 60%; certainty 49%; harms 0%).*

<http://www.conservationevidence.com/actions/247>

### ● **Use 'mussel socks' to prevent birds from attacking shellfish**

A study from Canada found that mussel socks with protective sleeves lost fewer medium-sized mussels (but not small or large mussels), compared to unprotected mussel socks. *Assessment: likely to be beneficial (effectiveness 50%; certainty 41%; harms 0%).*

<http://www.conservationevidence.com/actions/250>

### ● **Use netting to exclude fish-eating birds**

Two studies from Germany and the USA, and a review, found that netting over ponds reduced the loss of fish to predatory birds. Two studies from the USA and the Netherlands found that birds still landed on ponds with netting, but that they altered their behaviour, compared to open ponds. Two studies from Germany and Israel found that some birds became entangled in netting over ponds. *Assessment: likely to be beneficial (effectiveness 60%; certainty 59%; harms 15%).*

<http://www.conservationevidence.com/actions/248>



## Unknown effectiveness (limited evidence)

### ● Increase water turbidity to reduce fish predation by birds

An *ex situ* study from France found that egret foraging efficiency was reduced in more turbid water. *Assessment: unknown effectiveness — limited evidence (effectiveness 50%; certainty 23%; harms 0%).*

<http://www.conservationevidence.com/actions/252>

### ● Translocate birds away from fish farms

A study from the USA found that translocating birds appeared to reduce bird numbers at a fish farm. A study from Belgium found that it did not. *Assessment: unknown effectiveness — limited evidence (effectiveness 20%; certainty 33%; harms 0%).*

<http://www.conservationevidence.com/actions/251>

### ● Use in-water devices to reduce fish loss from ponds

A study from the USA found that fewer cormorants used two ponds after underwater ropes were installed; a study from Australia found that no fewer cormorants used ponds with gill nets in. *Assessment: unknown effectiveness — limited evidence (effectiveness 34%; certainty 35%; harms 0%).*

<http://www.conservationevidence.com/actions/254>

## Unlikely to be beneficial

### ● Disturb birds using foot patrols

Two replicated studies from Belgium and Australia found that using foot patrols to disturb birds from fish farms did not reduce the number of birds present or fish consumption. *Assessment: unlikely to be beneficial (effectiveness 0%; certainty 45%; harms 0%).*

<http://www.conservationevidence.com/actions/249>

### ● Spray water to deter birds from ponds

A study from Sweden found that spraying water deterred birds from fish ponds, but that some birds became habituated to the spray. *Assessment: unlikely to be beneficial (effectiveness 31%; certainty 43%; harms 0%).*

<http://www.conservationevidence.com/actions/255>

## Likely to be ineffective or harmful

### ● Scare birds from fish farms

One study from Israel found a population increase in fish-eating birds after efforts to scare them from fish farms, possibly due to lower persecution. One of two studies found evidence for reduced loss of fish when birds were scared from farms. Two studies from Australia and Belgium found that disturbing birds using foot patrols was not effective. Ten of 11 studies from across the world found some effects for acoustic deterrents, five of seven found that visual deterrents were effective. In both cases some studies found that results were temporary, birds became habituated or that some deterrents were effective, whilst others were not. One study found that trained raptors were effective, one found little evidence for the effectiveness of helicopters or light aircraft. *Assessment: likely to be ineffective or harmful (effectiveness 36%; certainty 64%; harms 0%).*

<http://www.conservationevidence.com/actions/244>

## 3.5 Threat: Energy production and mining

---

Based on the collated evidence, what is the current assessment of the effectiveness of interventions for energy production and mining?

**Unknown effectiveness (limited evidence)**

- Paint wind turbines to increase their visibility

### Unknown effectiveness (limited evidence)

#### ● Paint wind turbines to increase their visibility

A single, controlled *ex situ* experiment found that thick black stripes running across a wind turbine's blades made them more conspicuous to an American kestrel *Falco sparverius* than control (unpatterned) blades. Other designs were less visible or indistinguishable from controls. *Assessment: unknown effectiveness – limited evidence (effectiveness 16%; certainty 10%; harms 0%).*

<http://www.conservationevidence.com/actions/258>

## 3.6 Threat: Transportation and service corridors

---

### 3.6.1 Verges and airports

Based on the collated evidence, what is the current assessment of the effectiveness of interventions for verges and airports?	
Likely to be beneficial	<ul style="list-style-type: none"><li>• Scare or otherwise deter birds from airports</li></ul>
Unknown effectiveness (limited evidence)	<ul style="list-style-type: none"><li>• Mow roadside verges</li></ul>
No evidence found (no assessment)	<ul style="list-style-type: none"><li>• Sow roadside verges</li></ul>

#### Likely to be beneficial

##### ● Scare or otherwise deter birds from airports

Two replicated studies in the UK and USA found that fewer birds used areas of long grass at airports, but no data were provided on the effect of long grass on strike rates or bird mortality. *Assessment: likely to be beneficial (effectiveness 50%; certainty 44%; harms 0%).*

<http://www.conservationevidence.com/actions/261>



## Unknown effectiveness (limited evidence)

### ● Mow roadside verges

A single replicated, controlled trial in the USA found that mowed roadside verges were less attractive to ducks as nesting sites, but had higher nesting success after four years. *Assessment: unknown effectiveness – limited evidence (effectiveness 30%; certainty 30%; harms 9%).*

<http://www.conservationevidence.com/actions/259>

## No evidence found (no assessment)

We have captured no evidence for the following intervention:

- Sow roadside verges

## 3.6.2 Power lines and electricity pylons

Based on the collated evidence, what is the current assessment of the effectiveness of interventions for power lines and electricity pylons?	
<b>Beneficial</b>	<ul style="list-style-type: none"> <li>• Mark power lines</li> </ul>
<b>Likely to be beneficial</b>	<ul style="list-style-type: none"> <li>• Bury or isolate power lines</li> <li>• Insulate electricity pylons</li> <li>• Remove earth wires from power lines</li> <li>• Use perch-deterrents to stop raptors perching on pylons</li> </ul>
<b>Unknown effectiveness (limited evidence)</b>	<ul style="list-style-type: none"> <li>• Thicken earth wires</li> </ul>
<b>Unlikely to be beneficial</b>	<ul style="list-style-type: none"> <li>• Add perches to electricity pylons</li> <li>• Reduce electrocutions by using plastic, not metal, leg rings to mark birds</li> <li>• Use raptor models to deter birds from power lines</li> </ul>

## Beneficial

### ● **Mark power lines**

A total of eight studies and two literature reviews from across the world found that marking power lines led to significant reductions in bird collision mortalities. Different markers had different impacts. *Assessment: beneficial (effectiveness 81%; certainty 85%; harms 0%).*

<http://www.conservationevidence.com/actions/265>

## Likely to be beneficial

### ● **Bury or isolate power lines**

A single before-and-after study in Spain found a dramatic increase in juvenile eagle survival following the burial or isolation of dangerous power lines. *Assessment: likely to be beneficial (effectiveness 60%; certainty 44%; harms 0%).*

<http://www.conservationevidence.com/actions/262>

### ● **Insulate electricity pylons**

A single before-and-after study in the USA found that insulating power pylons significantly reduced the number of Harris's hawks electrocuted. *Assessment: likely to be beneficial (effectiveness 60%; certainty 45%; harms 0%).*

<http://www.conservationevidence.com/actions/268>

### ● **Remove earth wires from power lines**

Two before-and-after studies from Norway and the USA describe significant reductions in bird collision mortalities after earth wires were removed from sections of power lines. *Assessment: likely to be beneficial (effectiveness 90%; certainty 60%; harms 0%).*

<http://www.conservationevidence.com/actions/263>

### ● **Use perch-deterrents to stop raptors perching on pylons**

A single controlled study in the USA found that significantly fewer raptors were found near perch-deterrent lines, compared to controls, but no information on electrocutions was provided. *Assessment: likely to be beneficial (effectiveness 50%; certainty 45%; harms 0%).*

<http://www.conservationevidence.com/actions/269>



## Unknown effectiveness (limited evidence)

### ● Thicken earth wires

A single paired sites trial in the USA found no reduction in crane species collision rates in a wire span with an earth wire three times thicker than normal. *Assessment: unknown effectiveness — limited evidence (effectiveness 0%; certainty 25%; harms 0%).*

<http://www.conservationevidence.com/actions/264>

## Unlikely to be beneficial

### ● Add perches to electricity pylons

A single before-and-after study in Spain found that adding perches to electricity pylons did not reduce electrocutions of Spanish imperial eagles. *Assessment: unlikely to be beneficial (effectiveness 0%; certainty 42%; harms 0%).*

<http://www.conservationevidence.com/actions/267>

### ● Reduce electrocutions by using plastic, not metal, leg rings to mark birds

A single replicated and controlled study in the USA found no evidence that using plastic leg rings resulted in fewer raptors being electrocuted. *Assessment: unlikely to be beneficial (effectiveness 0%; certainty 42%; harms 0%).*

<http://www.conservationevidence.com/actions/270>

### ● Use raptor models to deter birds from power lines

A single paired sites trial in Spain found that installing raptor models near power lines had no impact on bird collision mortalities. *Assessment: unlikely to be beneficial (effectiveness 0%; certainty 43%; harms 0%).*

<http://www.conservationevidence.com/actions/266>



# 3.7 Threat: Biological resource use

---

## 3.7.1 Reducing exploitation and conflict

<b>Based on the collated evidence, what is the current assessment of the effectiveness of interventions for reducing exploitation and conflict?</b>	
<b>Beneficial</b>	<ul style="list-style-type: none"> <li>• Use legislative regulation to protect wild populations</li> </ul>
<b>Likely to be beneficial</b>	<ul style="list-style-type: none"> <li>• Use wildlife refuges to reduce hunting disturbance</li> </ul>
<b>Unknown effectiveness (limited evidence)</b>	<ul style="list-style-type: none"> <li>• Employ local people as ‘biomonitors’</li> <li>• Increase ‘on-the-ground’ protection to reduce unsustainable levels of exploitation</li> <li>• Introduce voluntary ‘maximum shoot distances’</li> <li>• Mark eggs to reduce their appeal to collectors</li> <li>• Move fish-eating birds to reduce conflict with fishermen</li> <li>• Promote sustainable alternative livelihoods</li> <li>• Provide ‘sacrificial grasslands’ to reduce conflict with farmers</li> <li>• Relocate nestlings to reduce poaching</li> <li>• Use education programmes and local engagement to help reduce persecution or exploitation of species</li> </ul>
<b>No evidence found (no assessment)</b>	<ul style="list-style-type: none"> <li>• Use alerts during shoots to reduce mortality of non-target species</li> </ul>

### **Scare fish-eating birds from areas to reduce conflict**

Studies investigating scaring fish from fishing areas are discussed in ‘Threat: Agriculture – Aquaculture’.



## Beneficial

### ● Use legislative regulation to protect wild populations

Five out of six studies from Europe, Asia, North America and across the world, found evidence that stricter legislative protection was correlated with increased survival, lower harvests or increased populations. The sixth, a before-and-after study from Australia, found that legislative protection did not reduce harvest rates. *Assessment: beneficial (effectiveness 65%; certainty 65%; harms 0%).*

<http://www.conservationevidence.com/actions/271>

## Likely to be beneficial

### ● Use wildlife refuges to reduce hunting disturbance

Three studies from the USA and Europe found that more birds used refuges where hunting was not allowed, compared to areas with hunting, and more used the refuges during the open season. However, no studies examined the population-level effects of refuges. *Assessment: likely to be beneficial (effectiveness 45%; certainty 45%; harms 0%).*

<http://www.conservationevidence.com/actions/278>

## Unknown effectiveness (limited evidence)

### ● Employ local people as 'biomonitors'

A single replicated study in Venezuela found that poaching of parrot nestlings was significantly lower in years following the employment of five local people as 'biomonitors'. *Assessment: unknown effectiveness — limited evidence (effectiveness 50%; certainty 19%; harms 0%).*

<http://www.conservationevidence.com/actions/275>

### ● Increase 'on-the-ground' protection to reduce unsustainable levels of exploitation

Two before-and-after studies from Europe and Central America found increases in bird populations and recruitment following stricter anti-poaching methods or the stationing of a warden on the island in question. However, the increases in Central America were only short-term, and were lost when

the intensive effort was reduced. *Assessment: unknown effectiveness — limited evidence (effectiveness 50%; certainty 25%; harms 0%).*

<http://www.conservationevidence.com/actions/272>

### ● **Introduce voluntary ‘maximum shoot distances’**

A single study from Denmark found a significant reduction in the injury rates of pink-footed geese following the implementation of a voluntary maximum shooting distance. *Assessment: unknown effectiveness — limited evidence (effectiveness 40%; certainty 20%; harms 0%).*

<http://www.conservationevidence.com/actions/279>

### ● **Mark eggs to reduce their appeal to collectors**

A single before-and-after study in Australia found increased fledging success of raptor eggs in a year they were marked with a permanent pen. *Assessment: unknown effectiveness — limited evidence (effectiveness 50%; certainty 35%; harms 0%).*

<http://www.conservationevidence.com/actions/276>

### ● **Move fish-eating birds to reduce conflict with fishermen**

A single before-and-after study in the USA found that Caspian tern chicks had a lower proportion of commercial fish in their diet following the movement of the colony away from an important fishery. *Assessment: unknown effectiveness — limited evidence (effectiveness 32%; certainty 24%; harms 0%).*

<http://www.conservationevidence.com/actions/281>

### ● **Promote sustainable alternative livelihoods**

A single before-and-after study in Costa Rica found that a scarlet macaw population increased following several interventions including the promotion of sustainable, macaw-based livelihoods. *Assessment: unknown effectiveness — limited evidence (effectiveness 30%; certainty 19%; harms 0%).*

<http://www.conservationevidence.com/actions/273>

### ● **Provide ‘sacrificial grasslands’ to reduce conflict with farmers**

Two UK studies found that more geese used areas of grassland managed for them, but that this did not appear to attract geese from outside the study site



and therefore was unlikely to reduce conflict with farmers. *Assessment: unknown effectiveness — limited evidence (effectiveness 18%; certainty 20%; harms 0%).*

<http://www.conservationevidence.com/actions/280>

### ● Relocate nestlings to reduce poaching

A single replicated study in Venezuela found a significant reduction in poaching rates and an increase in fledging rates of yellow-shouldered amazons when nestlings were moved into police premises overnight. *Assessment: unknown effectiveness — limited evidence (effectiveness 50%; certainty 30%; harms 0%).*

<http://www.conservationevidence.com/actions/277>

### ● Use education programmes and local engagement to help reduce persecution or exploitation of species

Six out of seven studies from across the world found increases in bird populations or decreases in mortality following education programmes, whilst one study from Venezuela found no evidence that poaching decreased following an educational programme. In all but one study reporting successes, other interventions were also used, and a literature review from the USA and Canada argues that education was not sufficient to change behaviour, although a Canadian study found that there was a significant shift in local peoples' attitudes to conservation and exploited species following educational programmes. *Assessment: unknown effectiveness — limited evidence (effectiveness 50%; certainty 30%; harms 0%).*

<http://www.conservationevidence.com/actions/274>

## No evidence found (no assessment)

We have captured no evidence for the following interventions:

- Use alerts during shoots to reduce mortality of non-target species

### 3.7.2 Reducing fisheries bycatch

<b>Based on the collated evidence, what is the current assessment of the effectiveness of interventions for reducing fisheries bycatch?</b>	
<b>Beneficial</b>	<ul style="list-style-type: none"> <li>• Use streamer lines to reduce seabird bycatch on longlines</li> </ul>
<b>Likely to be beneficial</b>	<ul style="list-style-type: none"> <li>• Mark trawler warp cables to reduce seabird collisions</li> <li>• Reduce seabird bycatch by releasing offal overboard when setting longlines</li> <li>• Weight baits or lines to reduce longline bycatch of seabirds</li> </ul>
<b>Trade-off between benefit and harms</b>	<ul style="list-style-type: none"> <li>• Set lines underwater to reduce seabird bycatch</li> <li>• Set longlines at night to reduce seabird bycatch</li> </ul>
<b>Unknown effectiveness (limited evidence)</b>	<ul style="list-style-type: none"> <li>• Dye baits to reduce seabird bycatch</li> <li>• Thaw bait before setting lines to reduce seabird bycatch</li> <li>• Turn deck lights off during night-time setting of longlines to reduce bycatch</li> <li>• Use a sonic scarer when setting longlines to reduce seabird bycatch</li> <li>• Use acoustic alerts on gillnets to reduce seabird bycatch</li> <li>• Use bait throwers to reduce seabird bycatch</li> <li>• Use bird exclusion devices such as 'Brickle curtains' to reduce seabird mortality when hauling longlines</li> <li>• Use high visibility mesh on gillnets to reduce seabird bycatch</li> <li>• Use shark liver oil to deter birds when setting lines</li> </ul>
<b>Likely to be ineffective or harmful</b>	<ul style="list-style-type: none"> <li>• Use a line shooter to reduce seabird bycatch</li> </ul>
<b>No evidence found (no assessment)</b>	<ul style="list-style-type: none"> <li>• Reduce bycatch through seasonal or area closures</li> <li>• Reduce 'ghost fishing' by lost/discarded gear</li> <li>• Reduce gillnet deployment time to reduce seabird bycatch</li> <li>• Set longlines at the side of the boat to reduce seabird bycatch</li> </ul>



	<ul style="list-style-type: none"> <li>• Tow buoys behind longlining boats to reduce seabird bycatch</li> <li>• Use a water cannon when setting longlines to reduce seabird bycatch</li> <li>• Use high-visibility longlines to reduce seabird bycatch</li> <li>• Use larger hooks to reduce seabird bycatch on longlines</li> </ul>
--	--

## Beneficial

### ● Use streamer lines to reduce seabird bycatch on longlines

Ten studies from coastal and pelagic fisheries across the globe found strong evidence for reductions in bycatch when streamer lines were used. Five studies from the South Atlantic, New Zealand and Australia were inconclusive, uncontrolled or had weak evidence for reductions. One study from the sub-Antarctic Indian Ocean found no evidence for reductions. Three studies from around the world found that bycatch rates were lower when two streamers were used compared to one, and one study found rates were lower still with three streamers. *Assessment: beneficial (effectiveness 65%; certainty 75%; harms 0%).*

<http://www.conservationevidence.com/actions/285>

## Likely to be beneficial

### ● Mark trawler warp cables to reduce seabird collisions

A single replicated and controlled study in Argentina found lower seabird mortality (from colliding with warp cables) when warp cables were marked with orange traffic cones. *Assessment: likely to be beneficial (effectiveness 54%; certainty 40%; harms 0%).*

<http://www.conservationevidence.com/actions/305>

### ● Reduce seabird bycatch by releasing offal overboard when setting longlines

Two replicated and controlled studies in the South Atlantic and sub-Antarctic Indian Ocean found significantly lower seabird bycatch rates when offal was

released overboard as lines were being set. *Assessment: likely to be beneficial (effectiveness 51%; certainty 50%; harms 0%).*

<http://www.conservationevidence.com/actions/299>

### ● **Weight baits or lines to reduce longline bycatch of seabirds**

Three replicated and controlled studies from the Pacific found lower bycatch rates of some seabird species on weighted longlines. An uncontrolled study found low bycatch rates with weighted lines but that weights only increased sink rates in small sections of the line. Some species were found to attack weighted lines more than control lines. *Assessment: likely to be beneficial (effectiveness 46%; certainty 45%; harms 15%).*

<http://www.conservationevidence.com/actions/296>

## Trade-off between benefit and harms

### ● **Set lines underwater to reduce seabird bycatch**

Five studies in Norway, South Africa and the North Pacific found lower seabird bycatch rates on longlines set underwater. However, results were species-specific, with shearwaters and possibly albatrosses continuing to take baits set underwater. *Assessment: trade-offs between benefits and harms (effectiveness 61%; certainty 50%; harms 24%).*

<http://www.conservationevidence.com/actions/288>

### ● **Set longlines at night to reduce seabird bycatch**

Six out of eight studies from around the world found lower bycatch rates when longlines were set at night, but the remaining two found higher bycatch rates (of northern fulmar in the North Pacific and white-chinned petrels in the South Atlantic, respectively). Knowing whether bycatch species are night- or day-feeding is therefore important in reducing bycatch rates. *Assessment: trade-offs between benefits and harms (effectiveness 60%; certainty 70%; harms 48%).*

<http://www.conservationevidence.com/actions/283>

## Unknown effectiveness (limited evidence)

### ● **Dye baits to reduce seabird bycatch**

A single randomised, replicated and controlled trial in Hawaii, USA, found that albatrosses attacked baits at significantly lower rates when baits were



dyed blue. *Assessment: unknown effectiveness — limited evidence (effectiveness 50%; certainty 20%; harms 0%).*

<http://www.conservationevidence.com/actions/293>

### ● **Thaw bait before setting lines to reduce seabird bycatch**

A study from Australia found that longlines set using thawed baits caught significantly fewer seabirds than controls. *Assessment: unknown effectiveness — limited evidence (effectiveness 50%; certainty 30%; harms 0%).*

<http://www.conservationevidence.com/actions/298>

### ● **Turn deck lights off during night-time setting of longlines to reduce bycatch**

A single replicated and controlled study in the South Atlantic found lower seabird bycatch rates on night-set longlines when deck lights were turned off. *Assessment: unknown effectiveness — limited evidence (effectiveness 51%; certainty 21%; harms 0%).*

<http://www.conservationevidence.com/actions/284>

### ● **Use a sonic scarer when setting longlines to reduce seabird bycatch**

A single study from the South Atlantic found that seabirds only temporarily changed behaviour when a sonic scarer was used, and seabird bycatch rates did not appear to be lower on lines set with a scarer. *Assessment: unknown effectiveness — limited evidence (effectiveness 2%; certainty 10%; harms 0%).*

<http://www.conservationevidence.com/actions/295>

### ● **Use acoustic alerts on gillnets to reduce seabird bycatch**

A randomised, replicated and controlled trial in a coastal fishery in the USA found that fewer guillemots (common murre) but not rhinoceros auklets were caught in gillnets fitted with sonic alerts. *Assessment: unknown effectiveness — limited evidence (effectiveness 44%; certainty 21%; harms 0%).*

<http://www.conservationevidence.com/actions/301>

### ● **Use bait throwers to reduce seabird bycatch**

A single analysis found significantly lower seabird bycatch on Australian longliners when a bait thrower was used to set lines. *Assessment: unknown effectiveness — limited evidence (effectiveness 46%; certainty 30%; harms 0%).*

<http://www.conservationevidence.com/actions/291>



● **Use bird exclusion devices such as ‘Brickle curtains’ to reduce seabird mortality when hauling longlines**

A single replicated study found that Brickle curtains reduced the number of seabirds caught, when compared to an exclusion device using only a single boom. Using purse seine buoys as well as the curtain appeared to be even more effective, but sample sizes did not allow useful comparisons. *Assessment: unknown effectiveness — limited evidence (effectiveness 48%; certainty 30%; harms 0%).*

<http://www.conservationevidence.com/actions/302>

● **Use high visibility mesh on gillnets to reduce seabird bycatch**

A single randomised, replicated and controlled trial in a coastal fishery in the USA found that fewer guillemots (common murre) and rhinoceros auklets were caught in gillnets with higher percentages of brightly coloured netting. However, such netting also reduced the catch of the target salmon. *Assessment: unknown effectiveness — limited evidence (effectiveness 60%; certainty 30%; harms 0%).*

<http://www.conservationevidence.com/actions/303>

● **Use shark liver oil to deter birds when setting lines**

Two out of three replicated and controlled trials in New Zealand found that fewer birds followed boats or dived for baits when non-commercial shark oil was dripped off the back of the boat. *Assessment: unknown effectiveness — limited evidence (effectiveness 30%; certainty 25%; harms 0%).*

<http://www.conservationevidence.com/actions/297>

## Likely to be ineffective or harmful

● **Use a line shooter to reduce seabird bycatch**

Two randomised, replicated and controlled trials found that seabird bycatch rates were higher (in the North Pacific) or the same (in Norway) on longlines set using line shooters, compared to those set without a shooter. *Assessment: likely to be ineffective or harmful (effectiveness 0%; certainty 50%; harms 40%).*

<http://www.conservationevidence.com/actions/290>



## **No evidence found (no assessment)**

We have captured no evidence for the following interventions:

- Reduce bycatch through seasonal or area closures
- Reduce 'ghost fishing' by lost/discarded gear
- Reduce gillnet deployment time to reduce seabird bycatch
- Set longlines at the side of the boat to reduce seabird bycatch
- Tow buoys behind longlining boats to reduce seabird bycatch
- Use a water cannon when setting longlines to reduce seabird bycatch
- Use high-visibility longlines to reduce seabird bycatch
- Use larger hooks to reduce seabird bycatch on longlines

## 3.8 Threat: Human intrusions and disturbance

---

<b>Based on the collated evidence, what is the current assessment of the effectiveness of interventions for human intrusions and disturbance?</b>	
<b>Likely to be beneficial</b>	<ul style="list-style-type: none"> <li>• Provide paths to limit disturbance</li> <li>• Start educational programmes for personal watercraft owners</li> <li>• Use signs and access restrictions to reduce disturbance at nest sites</li> <li>• Use voluntary agreements with local people to reduce disturbance</li> </ul>
<b>Unknown effectiveness (limited evidence)</b>	<ul style="list-style-type: none"> <li>• Habituate birds to human visitors</li> <li>• Use nest covers to reduce the impact of research on predation of ground-nesting seabirds</li> </ul>
<b>No evidence found (no assessment)</b>	<ul style="list-style-type: none"> <li>• Reduce visitor group sizes</li> <li>• Set minimum distances for approaching birds (buffer zones)</li> </ul>

### Likely to be beneficial

#### ● Provide paths to limit disturbance

A study from the UK found that two waders nested closer to a path, or at higher densities near the path, following resurfacing, which resulted in far fewer people leaving the path. *Assessment: likely to be beneficial (effectiveness 50%; certainty 40%; harms 0%).*

<http://www.conservationevidence.com/actions/311>



### ● **Start educational programmes for personal watercraft owners**

A before-and-after study in the USA found that common tern reproduction increased, and rates of disturbance decreased, following a series of educational programmes aimed at recreational boat users. *Assessment: likely to be beneficial (effectiveness 40%; certainty 40%; harms 0%).*

<http://www.conservationevidence.com/actions/314>

### ● **Use signs and access restrictions to reduce disturbance at nest sites**

Six studies from across the world found increased numbers of breeders, higher reproductive success or lower levels of disturbance in waders and terns following the start of access restrictions or the erection of signs near nesting areas. Two studies from Europe and Antarctica found no effect of access restrictions on reproductive success in eagles and penguins, respectively. *Assessment: likely to be beneficial (effectiveness 59%; certainty 55%; harms 10%).*

<http://www.conservationevidence.com/actions/309>

### ● **Use voluntary agreements with local people to reduce disturbance**

A before-and-after trial in the USA found significantly lower rates of waterfowl disturbance following the establishment of a voluntary waterfowl avoidance area, despite an overall increase in boat traffic. *Assessment: likely to be beneficial (effectiveness 50%; certainty 40%; harms 0%).*

<http://www.conservationevidence.com/actions/313>

## **Unknown effectiveness (limited evidence)**

### ● **Habituate birds to human visitors**

A study from Australia found that bridled terns from heavily disturbed sites had similar or higher reproductive success compared with less-disturbed sites, possibly suggesting that habituation had occurred. *Assessment: unknown effectiveness — limited evidence (effectiveness 20%; certainty 10%; harms 0%).*

<http://www.conservationevidence.com/actions/315>

● **Use nest covers to reduce the impact of research on predation of ground-nesting seabirds**

A before-and-after study from Canada found that hatching success of Caspian terns was significantly higher when researchers protected nests after disturbing adults from them. *Assessment: unknown effectiveness – limited evidence (effectiveness 41%; certainty 35%; harms 19%).*

<http://www.conservationevidence.com/actions/316>

**No evidence found (no assessment)**

We have captured no evidence for the following interventions:

- Reduce visitor group sizes
- Set minimum distances for approaching birds (buffer zones)

## 3.9 Threat: Natural system modifications

---

<b>Based on the collated evidence, what is the current assessment of the effectiveness of interventions for natural system modifications?</b>	
<b>Likely to be beneficial</b>	<ul style="list-style-type: none"> <li>• Create scrapes and pools in wetlands and wet grasslands</li> <li>• Provide deadwood/snags in forests: use ring-barking, cutting or silvicides</li> <li>• Use patch retention harvesting instead of clearcutting</li> </ul>
<b>Trade-off between benefit and harms</b>	<ul style="list-style-type: none"> <li>• Clear or open patches in forests</li> <li>• Employ grazing in artificial grassland/pastures</li> <li>• Employ grazing in natural grasslands</li> <li>• Employ grazing in non-grassland habitats</li> <li>• Manage water level in wetlands</li> <li>• Manually control or remove midstorey and ground-level vegetation (including mowing, chaining, cutting etc) in forests</li> <li>• Mow or cut natural grasslands</li> <li>• Mow or cut semi-natural grasslands/pastures</li> <li>• Manually control or remove midstorey and ground-level vegetation (including mowing, chaining, cutting etc) in shrubland</li> <li>• Raise water levels in ditches or grassland</li> <li>• Thin trees within forests</li> </ul>

	<ul style="list-style-type: none"> <li>• Use prescribed burning: grasslands</li> <li>• Use prescribed burning: pine forests</li> <li>• Use prescribed burning: savannahs</li> <li>• Use prescribed burning: shrublands</li> <li>• Use selective harvesting/logging instead of clearcutting</li> </ul>
<p><b>Unknown effectiveness (limited evidence)</b></p>	<ul style="list-style-type: none"> <li>• Clearcut and re-seed forests</li> <li>• Coppice trees</li> <li>• Fertilise grasslands</li> <li>• Manage woodland edges for birds</li> <li>• Manually control or remove midstorey and ground-level vegetation: reedbeds</li> <li>• Manually control or remove midstorey and ground-level vegetation: savannahs</li> <li>• Plant trees to act as windbreaks</li> <li>• Plough habitats</li> <li>• Provide deadwood/snags in forests: add woody debris to forests</li> <li>• Remove coarse woody debris from forests</li> <li>• Replace non-native species of tree/shrub</li> <li>• Re-seed grasslands</li> <li>• Use environmentally sensitive flood management</li> <li>• Use fire suppression/control</li> <li>• Use greentree reservoir management</li> <li>• Use prescribed burning: Australian sclerophyll forest</li> <li>• Use shelterwood cutting instead of clearcutting</li> <li>• Use variable retention management during forestry operations</li> </ul>
<p><b>Likely to be ineffective or harmful</b></p>	<ul style="list-style-type: none"> <li>• Apply herbicide to mid- and understorey vegetation</li> <li>• Treat wetlands with herbicides</li> <li>• Use prescribed burning: coastal habitats</li> <li>• Use prescribed burning: deciduous forests</li> </ul>
<p><b>No evidence found (no assessment)</b></p>	<ul style="list-style-type: none"> <li>• Protect nest trees before burning</li> </ul>



## Likely to be beneficial

### ● Create scrapes and pools in wetlands and wet grasslands

Four out of six studies from the UK and North America found that more bird used sites, or breeding populations on sites increased, after ponds or scrapes were created. A study from the USA found that some duck species used newly created ponds and others used older ponds. A study from the UK found that northern lapwing chicks foraged in newly created features and that chick condition was higher in sites with a large number of footdrains. *Assessment: likely to be beneficial (effectiveness 75%; certainty 60%; harms 0%).*

<http://www.conservationevidence.com/actions/359>

### ● Provide deadwood/snags in forests (use ring-barking, cutting or silvicides)

One of five studies found that forest plots provided with snags had higher bird diversity and abundance than plots without snags. Three of four studies from the USA and UK found that species used artificially-created snags for nesting and foraging. One study from the USA found that use increased with how long a snag had been dead. *Assessment: likely to be beneficial (effectiveness 45%; certainty 50%; harms 0%).*

<http://www.conservationevidence.com/actions/343>

### ● Use patch retention harvesting instead of clearcutting

One of two studies (from the USA) found that areas under patch retention harvesting contained more birds of more species than clearcut areas, retaining similar numbers to unharvested areas. Two studies found that forest specialist species were found more frequently in patch retention plots than under other management. Habitat generalists declined on patch retention sites compared to other managements. *Assessment: likely to be beneficial (effectiveness 70%; certainty 46%; harms 0%).*

<http://www.conservationevidence.com/actions/330>

## Trade-off between benefit and harms

### ● Clear or open patches in forests

Seven out of nine studies from the UK and USA found that early-successional species increased in clearcut areas of forests, compared to other management. Two studies found that mature-forest species declined. One study found



no differences in species richness between treatments, another found no consistent differences. A study from the USA found that a mosaic of cut and uncut areas supported a variety of species. *Assessment: trade-offs between benefits and harms (effectiveness 55%; certainty 60%; harms 30%).*

<http://www.conservationevidence.com/actions/326>

### ● **Employ grazing in artificial grasslands/pastures**

Five studies from the UK and USA found use or nesting densities were higher in grazed compared to ungrazed areas. A study from Canada found an increase in duck populations following the start of grazing along with other interventions. Eight studies from the UK, Canada and the USA found species richness, community composition, abundances, use, nesting densities, nesting success or productivity were similar or lower on grazed compared with ungrazed areas. One found that several species were excluded by grazing. *Assessment: trade-offs between benefits and harms (effectiveness 43%; certainty 65%; harms 45%).*

<http://www.conservationevidence.com/actions/349>

### ● **Employ grazing in natural grasslands**

Five of 12 studies from the USA and Canada found that densities of some species were higher on grazed than ungrazed sites. Eight studies from the USA, Canada and France found that some or all species studied were found at similar or lower densities on grazed compared to ungrazed sites or those under other management. Two controlled studies from the USA and Canada found that nesting success was higher on grazed than ungrazed sites. Five studies from the USA and Canada found that nesting success was similar or lower on grazed sites. *Assessment: trade-offs between benefits and harms (effectiveness 40%; certainty 60%; harms 50%).*

<http://www.conservationevidence.com/actions/348>

### ● **Employ grazing in non-grassland habitats**

One of eight studies found more bird species on grazed than unmanaged sites, apart from in drought years. A study from the Netherlands found the number of species in a mixed habitat wetland site declined with increased grazing. Three studies in Sweden, the Netherlands and Kenya found that the overall abundance or densities of some species were higher in grazed than ungrazed sites. Four studies in Europe and Kenya found that some species were absent or at lower densities on grazed compared to ungrazed sites or



those under different management. Five studies from across the world found no differences in abundances or densities of some or all species between grazed sites and those that were ungrazed or under different management. Two studies from the UK found that productivity was lower in grazed than ungrazed sites. A study from the UK found that songbirds and invertebrate-eating species, but not crows were more common on rough-grazed habitats than intensive pasture. *Assessment: trade-offs between benefits and harms (effectiveness 40%; certainty 67%; harms 40%).*

<http://www.conservationevidence.com/actions/350>

### ● **Manage water level in wetlands**

Three studies (of six) from the USA, UK and Canada found that different species were more abundant at different water heights. One found that diversity levels also changed. One study found that great bitterns in the UK established territories earlier when deep water levels were maintained, but productivity did not vary. A study from Spain found that water management successfully retained water near a greater flamingo nesting area, but did not measure the effects on productivity or survival. *Assessment: trade-offs between benefits and harms (effectiveness 40%; certainty 41%; harms 35%).*

<http://www.conservationevidence.com/actions/355>

### ● **Manually control or remove midstorey and ground-level vegetation (including mowing, chaining, cutting etc.) in forests**

Seven studies from Europe and the USA found that species richness, total density or densities of some species were higher in areas with mid- or understorey management compared to areas without management. Four studies also used other interventions. Seven studies from the USA and Canada found that species richness, densities, survival or competition for nest sites were similar or lower in areas with mid- or understorey control. Two studies investigated several interventions at once. Two studies from Canada found higher nest survival in forests with removal of deciduous trees compared to controls. One study found that chicks foraging success was higher in areas with cleared understorey vegetation compared to burned areas, but lower than under other managements. *Assessment: trade-offs between benefits and harms (effectiveness 40%; certainty 75%; harms 40%).*

<http://www.conservationevidence.com/actions/335>

### ● **Mow or cut natural grasslands**

Two of six studies found higher densities of birds or nests on mown grasslands compared to unmanaged or burned areas. Two studies found lower densities or nests of some species and two found no differences in nesting densities or community composition on mown compared to unmown areas. One study from the USA found that grasshopper sparrow nesting success was higher on mown than grazed areas. One study from the USA found that duck nesting success was similar on cut and uncut areas. *Assessment: trade-offs between benefits and harms (effectiveness 40%; certainty 50%; harms 39%).*

<http://www.conservationevidence.com/actions/338>

### ● **Mow or cut semi-natural grasslands/pastures**

One of four studies found that wader populations increased following annual cutting of semi-natural grasslands. One study from the UK found that ducks grazed at higher densities on cut areas. Another study in the UK found that goose grazing densities were unaffected by cutting frequency. One study from the USA found that Henslow's sparrows were more likely to be recaptured on unmown than mown grasslands. *Assessment: trade-offs between benefits and harms (effectiveness 40%; certainty 40%; harms 20%).*

<http://www.conservationevidence.com/actions/339>

### ● **Manually control or remove midstorey and ground-level vegetation (including mowing, chaining, cutting etc.) in shrublands**

One of seven studies found that overall bird diversity and bird density was similar between chained areas, burned areas and controls. One found that overall diversity and abundance was lower on mown sites than controls, but that grassland-specialist species were present on managed sites. Five studies from the USA and Europe found that some species were at greater densities or abundances on sites with mechanical vegetation control than on sites with burning or no management. Three studies from the USA found that some species were less abundant on sites with mechanical vegetation removal. One study from the USA found no differences between areas cut in winter and summer. *Assessment: trade-offs between benefits and harms (effectiveness 43%; certainty 54%; harms 30%).*

<http://www.conservationevidence.com/actions/337>



### ● **Raise water levels in ditches or grassland**

One of seven studies found that three waders were found to have recolonised a UK site or be found at very high densities after water levels were raised. Three studies from Europe found that raising water levels on grassland provided habitat for waders. A study from Denmark found that oystercatchers did not nest at higher densities on sites with raised water levels. A study from the UK found that birds visited sites with raised water levels more frequently than other fields, but another UK study found that feeding rates did not differ between sites with raised water levels and those without. A study from the USA found that predation rates on seaside sparrow nests increased as water levels were raised. *Assessment: trade-offs between benefits and harms (effectiveness 65%; certainty 55%; harms 25%).*

<http://www.conservationevidence.com/actions/354>

### ● **Thin trees within forests**

One study of 14 (from the USA) found higher bird species richness in sites with tree thinning and several other interventions, compared to unmanaged sites. Three studies from the UK and USA found no such differences. Seven studies (four investigating multiple interventions) found that overall bird abundance or the abundance of some species was higher in thinned plots, compared to those under different management. Five studies found that found that abundances were similar, or that some species were less abundant in areas with thinning. Two studies from the USA found no effect of thinning on wood thrushes, a species thought to be sensitive to it. A study from the USA found that a higher proportion of nests were in nest boxes in a thinned site, compared to a control. A study from the USA found no differences in bird abundances between burned sites with high-retention thinning, compared to low-retention sites. *Assessment: trade-offs between benefits and harms (effectiveness 50%; certainty 60%; harms 30%).*

<http://www.conservationevidence.com/actions/328>

### ● **Use prescribed burning: grasslands**

Four of 21 studies found that overall species richness and community composition did not vary between burned and unburned sites. Nine studies from across the world found that at least some species were more abundant or at higher densities in burned than unburned areas or areas under different management. Fourteen studies found that at least one species was at similar or lower abundances on burned areas. Responses varied depending on how

soon after fires monitoring occurred. One study from the USA found that Florida grasshopper sparrow had significantly higher reproductive success soon after burns, whilst another found that dickcissel reproductive success was higher in patch-burned than burned and grazed areas. *Assessment: trade-offs between benefits and harms (effectiveness 45%; certainty 60%; harms 40%).*

<http://www.conservationevidence.com/actions/322>

### ● **Use prescribed burning: pine forests**

Four of 28 studies in the USA found higher species richness, densities or abundances in sites with prescribed burning, tree thinning and in one case mid- or understorey control compared to controls. Fourteen studies found that some species were more abundant, or had higher productivities or survival in burned or burned and thinned areas than control areas. One study found that effects varied with geography and habitat. Fifteen studies found no differences in species richness or densities, community composition, productivity, behaviour or survival between sites with prescribed burning or burning and thinning, and controls or sites with other management. One study found that foraging success of chicks was lower in burned areas. Three studies found effects did not vary with burn season. *Assessment: trade-offs between benefits and harms (effectiveness 50%; certainty 77%; harms 35%).*

<http://www.conservationevidence.com/actions/318>

### ● **Use prescribed burning: savannahs**

One of five studies found that burned areas of savannah tended to have more birds and species than control or grazed areas, although burned sites showed significant annual variation unlike grazed sites. A study from Australia found that effects on bird abundances depended on burn season and habitat type. Two studies in the USA found that some open country species were more common in burned areas than unburned. A study from the USA found that two eastern bluebirds successfully raised chicks after a local prescribed burn. *Assessment: trade-offs between benefits and harms (effectiveness 40%; certainty 50%; harms 35%).*

<http://www.conservationevidence.com/actions/320>

### ● **Use prescribed burning: shrublands**

One of eight studies found that overall bird densities were similar between burned and unburned areas, whilst another found that species numbers and



densities did not vary between areas burned in summer or winter. Three studies found that some species were more abundant on areas that were burned. Four found that species densities were similar or lower on burned compared to control areas or those under different management. One study found that sage sparrows chose different nest sites before and after burning. Another found no differences in greater sage grouse movement between burned and unburned areas. *Assessment: trade-offs between benefits and harms (effectiveness 43%; certainty 50%; harms 45%).*

<http://www.conservationevidence.com/actions/321>

### ● Use selective harvesting/logging instead of clearcutting

Six of seven studies from the USA and Canada found that some species were more, and other less, abundant in selectively logged forests compared to unlogged stands, or those under other management. One study found that differences between treatments were not consistent. A study from the USA found that species richness of cavity-nesting birds was lower in selectively logged forests than in clearcuts. One study from the USA found that brood parasitism was higher in selectively logged forests for two species and lower for two others, compared to control stands. *Assessment: trade-offs between benefits and harms (effectiveness 65%; certainty 60%; harms 30%).*

<http://www.conservationevidence.com/actions/331>

## Unknown effectiveness (limited evidence)

### ● Clearcut and re-seed forests

One of two studies from the USA found that stands of pines replanted with native species held more species typical of scrub habitats than stands under different management. The other study found similar bird densities in clearcut and re-seeded sites and those under different management. *Assessment: unknown effectiveness — limited evidence (effectiveness 30%; certainty 35%; harms 0%).*

<http://www.conservationevidence.com/actions/327>

### ● Coppice trees

One of three studies found a population increase in European nightjars on a UK site after the introduction of coppicing and other interventions. Two studies from the UK and USA found that the use of coppices by some bird

species declined over time. A UK study found that species richness decreased with the age of a coppice, but that some species were more abundant in older stands. *Assessment: unknown effectiveness – limited evidence (effectiveness 34%; certainty 30%; harms 30%).*

<http://www.conservationevidence.com/actions/329>

### ● **Fertilise grasslands**

All four studies captured (all from the UK) found that more geese grazed on fertilised areas of grass more than control areas. Two investigated cutting and fertilizing at the same time. One study found that fertilised areas were used less than re-seeded areas. One study found that fertilisation had an effect at applications of 50 kg N/ha, but not at 18 kg N/ha. Another found that the effects of fertilisation did not increase at applications over 80 kg N/ha. *Assessment: unknown effectiveness – limited evidence (effectiveness 60%; certainty 35%; harms 7%).*

<http://www.conservationevidence.com/actions/353>

### ● **Manage woodland edges for birds**

One of three studies found that a local population of European nightjars increased at a UK site following the start of a management regime that included the management of woodland edges for birds. Two studies of an experiment in the USA found that bird abundance (but not species richness or nesting success) was higher in woodland edges managed for wildlife than unmanaged edges. *Assessment: unknown effectiveness – limited evidence (effectiveness 55%; certainty 39%; harms 30%).*

<http://www.conservationevidence.com/actions/334>

### ● **Manually control or remove midstorey and ground-level vegetation (including mowing, chaining, cutting etc.) (reedbeds)**

One of three studies found that warblers nested at lower densities in cut areas of reeds. Productivity and success did not vary between treatments. A study from Denmark found that geese grazed at the highest densities on reedbeds cut 5–12 years previously. One study in the UK found that cutting reeds and changing water levels did not affect great bittern breeding productivity, but did delay territory establishment. *Assessment: unknown effectiveness – limited evidence (effectiveness 15%; certainty 36%; harms 14%).*

<http://www.conservationevidence.com/actions/340>



- **Manually control or remove midstorey and ground-level vegetation (including mowing, chaining, cutting etc.) (savannahs)**

A study in Argentina found that in summer, but not overall, bird abundance and species richness was lower in an area where shrubs were removed compared to a control. Community composition also differed between treatments. *Assessment: unknown effectiveness — limited evidence (effectiveness 30%; certainty 10%; harms 30%).*

<http://www.conservationevidence.com/actions/336>

- **Plant trees to act as windbreaks**

One of two studies found that a population of European nightjars increased at a UK site after multiple interventions including the planting of windbreak trees. A study from the USA found that such trees appeared to disrupt lekking behaviour in greater prairie chickens. *Assessment: unknown effectiveness — limited evidence (effectiveness 12%; certainty 25%; harms 20%).*

<http://www.conservationevidence.com/actions/351>

- **Plough habitats**

One of four studies found that bird densities were higher on ploughed wetlands in the USA than unploughed ones. Three studies of one experiment in the UK found that few whimbrels nested on areas of heathland ploughed and re-seeded, but that they were used for foraging in early spring. There were no differences in chick survival between birds that used ploughed and re-seeded heathland and those that did not. *Assessment: unknown effectiveness — limited evidence (effectiveness 25%; certainty 36%; harms 10%).*

<http://www.conservationevidence.com/actions/358>

- **Provide deadwood/snags in forests (adding woody debris to forests)**

One study from Australia found that brown treecreeper numbers were higher in plots with large amounts of dead wood added compared to plots with less or no debris added. *Assessment: unknown effectiveness — limited evidence (effectiveness 50%; certainty 29%; harms 0%).*

<http://www.conservationevidence.com/actions/344>

- **Remove coarse woody debris from forests**



Two studies from the USA found that some species increased in sites with woody debris removal. One found that overall breeding bird abundance and diversity were lower in removal plots; the other that survival of black-chinned hummingbird nests was lower. *Assessment: unknown effectiveness — limited evidence (effectiveness 10%; certainty 33%; harms 60%).*

<http://www.conservationevidence.com/actions/345>

### ● **Replace non-native species of tree/shrub**

A study from the USA found that the number of black-chinned hummingbird nests increased after fuel reduction and the planting of native species, but that the increase was smaller than at sites without planting. *Assessment: unknown effectiveness — limited evidence (effectiveness 5%; certainty 18%; harms 0%).*

<http://www.conservationevidence.com/actions/341>

### ● **Re-seed grasslands**

One of two studies from the UK found that geese grazed at higher densities on re-seeded grasslands than on control or fertilised grasslands. Another study from the UK found that geese grazed at higher densities on areas sown with clover, rather than grass seed. *Assessment: unknown effectiveness — limited evidence (effectiveness 35%; certainty 19%; harms 0%).*

<http://www.conservationevidence.com/actions/352>

### ● **Use environmentally sensitive flood management**

One of two studies found more bird territories on a stretch of river in the UK with flood beams, compared to a channelized river. The other found that 13 out of 20 species of bird increased at sites in the USA where a river's hydrological dynamics were restored. *Assessment: unknown effectiveness — limited evidence (effectiveness 41%; certainty 26%; harms 0%).*

<http://www.conservationevidence.com/actions/356>

### ● **Use fire suppression/control**

All three studies we captured, from the USA, UK and Australia, found that some bird species increased after fire suppression, and in one case that woodland species appeared in a site. Two studies (from the UK and USA) found that some species declined following fire suppression. The USA study identified open country species as being negatively affected. *Assessment: unknown effectiveness — limited evidence (effectiveness 35%; certainty 34%; harms 30%).*

<http://www.conservationevidence.com/actions/324>



### ● Use greentree reservoir management

A study from the USA found that fewer mid- and under-storey birds were found at a greentree reservoir site than at a control site. Canopy-nesting species were not affected. *Assessment: unknown effectiveness — limited evidence (effectiveness 0%; certainty 10%; harms 40%).*

<http://www.conservationevidence.com/actions/357>

### ● Use prescribed burning (Australian sclerophyll forest)

Two of three studies from Australia found no differences in bird species richness in burned sites compared to unburned areas. All three found differences in species assemblages, with some species lost and others gained from areas after fire. *Assessment: unknown effectiveness — limited evidence (effectiveness 30%; certainty 31%; harms 30%).*

<http://www.conservationevidence.com/actions/319>

### ● Use shelterwood cutting instead of clearcutting

A study from the USA found that bird community composition differed between shelterwood stands and those under other forestry practices: some species were more abundant, others less so. *Assessment: unknown effectiveness — limited evidence (effectiveness 40%; certainty 20%; harms 40%).*

<http://www.conservationevidence.com/actions/333>

### ● Use variable retention management during forestry operations

A study from the USA found that nine species were more abundant and five less so in stands under variable retention management, compared to unmanaged stands. *Assessment: unknown effectiveness — limited evidence (effectiveness 45%; certainty 20%; harms 25%).*

<http://www.conservationevidence.com/actions/332>

## Likely to be ineffective or harmful

### ● Apply herbicide to mid- and understorey vegetation

One of seven studies from North America found that bird species richness in a forest declined after deciduous trees were treated with herbicide. Three studies found increases in total bird densities, or those of some species, after

herbicide treatment, although one found no differences between treatment and control areas. One study found that densities of one species decreased and another remained steady after treatment. Three studies found that nest survival was lower in herbicide-treated areas and one found lower nesting densities. One study found that northern bobwhite chicks higher had foraging success in forest areas treated with herbicide compared to under other managements. *Assessment: likely to be ineffective or harmful (effectiveness 20%; certainty 50%; harms 60%).*

<http://www.conservationevidence.com/actions/346>

### ● **Treat wetlands with herbicides**

All four studies from the USA found higher densities of birds in wetlands sprayed with herbicide, compared with unsprayed areas. Two found that some species were at lower densities compared to unsprayed areas or those under other management. *Assessment: likely to be ineffective or harmful (effectiveness 30%; certainty 42%; harms 40%).*

<http://www.conservationevidence.com/actions/347>

### ● **Use prescribed burning (coastal habitats)**

One study from the USA found that breeding seaside sparrow numbers decreased the year a site was burned, but were higher than on an unburned site the following year. One study in Argentina found that tall-grass specialist species were lost from burned areas in the year of burning, but that some habitats recovered by the following year. One study from the USA found no differences in nest predation rates between burned and unburned areas for two years after burning. *Assessment: likely to be ineffective or harmful (effectiveness 20%; certainty 40%; harms 30%).*

<http://www.conservationevidence.com/actions/323>

### ● **Use prescribed burning (deciduous forests)**

One of four studies found that bird species richness was similar in burned and unburned aspen forests, although relative abundances of some species changed. A study in the USA found no changes in community composition in oak and hickory forests following burning. One study in the USA found no differences in wood thrush nest survival in burned and unburned areas.



Another study in the USA found a reduction in black-chinned hummingbird nests following fuel reduction treatments including burning. *Assessments: likely to be ineffective or harmful (effectiveness 32%; certainty 60%; harms 30%).*

<http://www.conservationevidence.com/actions/317>

### **No evidence found (no assessment)**

We have captured no evidence for the following interventions:

- Protect nest trees before burning

## 3.10 Habitat restoration and creation

---

<b>Based on the collated evidence, what is the current assessment of the effectiveness of interventions for habitat restoration and creation?</b>	
<b>Beneficial</b>	<ul style="list-style-type: none"> <li>• Restore or create forests</li> <li>• Restore or create wetlands and marine habitats: restore or create inland wetlands</li> </ul>
<b>Likely to be beneficial</b>	<ul style="list-style-type: none"> <li>• Restore or create grassland</li> <li>• Restore or create traditional water meadows</li> <li>• Restore or create wetlands and marine habitats: restore or create coastal and intertidal wetlands</li> </ul>
<b>Unknown effectiveness (limited evidence)</b>	<ul style="list-style-type: none"> <li>• Restore or create shrubland</li> <li>• Restore or create wetlands and marine habitats: restore or create kelp forests</li> <li>• Restore or create wetlands and marine habitats: restore or create lagoons</li> </ul>
<b>No evidence found (no assessment)</b>	<ul style="list-style-type: none"> <li>• Restore or create savannahs</li> <li>• Revegetate gravel pits</li> </ul>

### Beneficial

#### ● Restore or create forests

Thirteen of 15 studies from across the world found that restored forests were similar to in-tact forests, that species returned to restored sites, that species recovered significantly better at restored than unrestored sites or that bird



species richness, diversity or abundances in restored forest sites increased over time. One study also found that restoration techniques themselves improved over time. Nine studies found that some species did not return to restored forests or were less common and a study found that territory densities decreased over time. A study from the USA found that no more birds were found in restored sites, compared with unrestored. One study investigated productivity and found it was similar between restored and intact forests. A study from the USA found that planting fast-growing species appeared to provide better habitat than slower-growing trees. *Assessment: beneficial (effectiveness 65%; certainty 76%; harms 0%).*

<http://www.conservationevidence.com/actions/360>

### ● Restore or create wetlands and marine habitats (inland wetlands)

All eleven studies from the USA and Canada found that birds used restored or created wetlands. Two found that rates of use and species richness were similar or higher than on natural wetlands. One found that use was higher than on unrestored wetlands. Three studies from the USA and Puerto Rico found that restored wetlands held lower densities and fewer species or had similar productivity compared to natural wetlands. Two studies in the USA found that semi-permanent restored and larger wetlands were used more than temporary or seasonal or smaller ones. *Assessment: beneficial (effectiveness 70%; certainty 65%; harms 0%).*

<http://www.conservationevidence.com/actions/366>

## Likely to be beneficial

### ● Restore or create grassland

Three of 23 studies found that species richness on restored grasslands was higher than unrestored habitats, or similar to remnant grassland, and three found that target species used restored grassland. Two studies from the USA found that diversity or species richness fell after restoration or was lower than unrestored sites. Seven studies from the USA and UK found high use of restored sites, or that such sites held a disproportionate proportion of the local population of birds. Two studies found that densities or abundances were lower on restored than unrestored sites, potentially due to drought conditions in one case. Five studies found that at least some bird species had

higher productivities in restored sites compared to unrestored; had similar or higher productivities than natural habitats; or had high enough productivities to sustain populations. Three studies found that productivities were lower in restored than unrestored areas, or that productivities on restored sites were too low to sustain populations. A study from the USA found that older restored fields held more nests, but fewer species than young fields. Three studies found no differences between restoration techniques; two found that sowing certain species increased the use of sites by birds. *Assessment: likely to be beneficial (effectiveness 45%; certainty 70%; harms 0%).*

<http://www.conservationevidence.com/actions/361>

### ● **Restore or create traditional water meadows**

Four out of five studies found that the number of waders or wildfowl on UK sites increased after the restoration of traditional water meadows. One study from Sweden found an increase in northern lapwing population after an increase in meadow management. One study found that lapwing productivity was higher on meadows than some habitats, but not others. *Assessment: likely to be beneficial (effectiveness 65%; certainty 50%; harms 0%).*

<http://www.conservationevidence.com/actions/363>

### ● **Restore or create wetlands and marine habitats (coastal and intertidal wetlands)**

All six studies from the USA and UK found that bird species used restored or created wetlands. Two found that numbers and/or diversity were similar to in natural wetlands and one that numbers were higher than in unrestored sites. Three found that bird numbers on wetlands increased over time. Two studies from the UK found that songbirds and waders decreased following wetland restoration, whilst a study from the USA found that songbirds were more common on unrestored sites than restored wetlands. *Assessment: likely to be beneficial (effectiveness 65%; certainty 55%; harms 3%).*

<http://www.conservationevidence.com/actions/367>

## **Unknown effectiveness (limited evidence)**

### ● **Restore or create shrubland**

Three studies from the UK, USA and the Azores found local bird population increases after shrubland restoration. Two studies investigated multiple interventions and one found an increase from no birds to one or two pairs.



One study from the UK found that several interventions, including shrubland restoration, were negatively related to the number of young grey partridges per adult bird on sites. *Assessment: unknown effectiveness – limited evidence (effectiveness 25%; certainty 20%; harms 3%).*

<http://www.conservationevidence.com/actions/364>

### ● **Restore or create wetlands and marine habitats (kelp forests)**

One study in the USA found that the densities of five of the nine bird species increased following kelp forest restoration. *Assessment: unknown effectiveness – limited evidence (effectiveness 60%; certainty 15%; harms 0%).*

<http://www.conservationevidence.com/actions/368>

### ● **Restore or create wetlands and marine habitats (lagoons)**

One study in the UK found that large numbers of bird species used and bred in a newly-created lagoon. *Assessment: unknown effectiveness – limited evidence (effectiveness 61%; certainty 20%; harms 0%).*

<http://www.conservationevidence.com/actions/369>

## **No evidence found (no assessment)**

We have captured no evidence for the following interventions:

- Restore or create savannahs
- Revegetate gravel pits



## 3.11 Threat: Invasive alien and other problematic species

---

This assessment method for this chapter is described in Walsh, J. C., Dicks, L. V. & Sutherland, W. J. (2015) The effect of scientific evidence on conservation practitioners' management decisions. *Conservation Biology*, 29: 88–98. No harms were assessed for sections 3.11.1, 3.11.2, 3.11.3 and 3.11.4.

### 3.11.1 Reduce predation by other species

<b>Based on the collated evidence, what is the current assessment of the effectiveness of interventions for reducing predation by other species?</b>	
<b>Beneficial</b>	<ul style="list-style-type: none"><li>• Control mammalian predators on islands</li><li>• Remove or control predators to enhance bird populations and communities</li></ul>
<b>Likely to be beneficial</b>	<ul style="list-style-type: none"><li>• Control avian predators on islands</li></ul>
<b>Unknown effectiveness (limited evidence)</b>	<ul style="list-style-type: none"><li>• Control invasive ants on islands</li><li>• Reduce predation by translocating predators</li></ul>
<b>Evidence not assessed</b>	<ul style="list-style-type: none"><li>• Control predators not on islands</li></ul>



## Beneficial

### ● Control mammalian predators on islands

Of the 33 studies from across the world, 16 described population increases or recolonisations in at least some of the sites studied and 18 found higher reproductive success or lower mortality (on artificial nests in one case). Two studies that investigated population changes found only partial increases, in black oystercatchers *Haematopus bachmani* and two gamebird species, respectively. Eighteen of the studies investigated rodent control; 12 cat *Felis catus* control and 6 various other predators including pigs *Sus scrofa* and red foxes *Vulpes*. The two that found only partial increases examined cat, fox and other larger mammal removal. *Assessment: beneficial (effectiveness 81%; certainty 78%).*

<http://www.conservationevidence.com/actions/373>

### ● Remove or control predators to enhance bird populations and communities

Both a meta-analysis and a systematic review (both global) found that bird reproductive success increased with predator control and that either post-breeding or breeding-season populations increased. The systematic review found that post-breeding success increased with predator control on mainland, but not islands. *Assessment: beneficial (effectiveness 66%; certainty 71%).*

<http://www.conservationevidence.com/actions/371>

## Likely to be beneficial

### ● Control avian predators on islands

Seven out of ten studies from North America, Australia and Europe found that controlling avian predators led to increased population sizes, reduced mortality, increased reproductive success or successful translocation of seabirds on islands. Two controlled studies on European islands found little effect of controlling crows on reproductive success in raptors or gamebirds. One study in the UK found that numbers of terns and small gulls on gravel islands declined despite the attempted control of large gulls. *Assessment: likely to be beneficial (effectiveness 50%; certainty 45%).*

<http://www.conservationevidence.com/actions/372>

## Unknown effectiveness (limited evidence)

### ● Control invasive ants on islands

A single study in the USA found that controlling the invasive tropical fire ant *Solenopsis geminata*, but not the big-headed ant *Pheidole megacephala*, led to lower rates of injuries and temporarily higher fledging success than on islands without ant control. The authors note that very few chicks were injured by *P. megacephala* on either experimental or control islands. *Assessment: unknown effectiveness — limited evidence (effectiveness 10%; certainty 15%).*

<http://www.conservationevidence.com/actions/383>

### ● Reduce predation by translocating predators

Two studies from France and the USA found local population increases or reduced predation following the translocation of predators away from an area. *Assessment: unknown effectiveness — limited evidence (effectiveness 27%; certainty 20%).*

<http://www.conservationevidence.com/actions/393>

## Evidence not assessed

### ● Control predators not on islands

A study from the UK found higher bird community breeding densities and fledging success rates in plots with red fox *Vulpes vulpes* and carrion crow *Corvus corone* control. Of the 25 taxa-specific studies, only five found evidence for population increases with predator control, whilst one found a population decrease (with other interventions also used); one found lower or similar survival, probably because birds took bait. Nineteen studies found some evidence for increased reproductive success or decreased predation with predator control, with three studies (including a meta-analysis) finding no evidence for higher reproductive success or predation with predator control or translocation from the study site. One other study found evidence for increases in only three of six species studied. Most studies studied the removal of a number of different mammals, although several also removed bird predators, mostly carrion crows and gulls *Larus* spp. *Assessment: this intervention has not been assessed.*

<http://www.conservationevidence.com/actions/384>



### 3.11.2 Reduce incidental mortality during predator eradication or control

Based on the collated evidence, what is the current assessment of the effectiveness of interventions for reducing incidental mortality during predator eradication or control predation	
<b>Unknown effectiveness (limited evidence)</b>	<ul style="list-style-type: none"> <li>• Distribute poison bait using dispensers</li> <li>• Use coloured baits to reduce accidental mortality during predator control</li> <li>• Use repellents on baits</li> </ul>
<b>Evidence not assessed</b>	<ul style="list-style-type: none"> <li>• Do birds take bait designed for pest control?</li> </ul>

#### Unknown effectiveness (limited evidence)

##### ● Distribute poison bait using dispensers

A study from New Zealand found that South Island robin survival was higher when bait for rats and mice was dispensed from feeders, compared to being scattered. *Assessment: unknown effectiveness – limited evidence (effectiveness 40%; certainty 25%).*

<http://www.conservationevidence.com/actions/157>

##### ● Use coloured baits to reduce accidental mortality during predator control

Two out of three studies found that dyed baits were consumed at lower rates by songbirds and kestrels. An *ex situ* study from Australia found that dyeing food did not reduce its consumption by bush thick-knees. *Assessment: unknown effectiveness – limited evidence (effectiveness 20%; certainty 30%).*

<http://www.conservationevidence.com/actions/182>

##### ● Use repellents on baits

A study in New Zealand found that repellents reduced the rate of pecking at baits by North Island robins. A study from the USA found that treating bait with repellents did not reduce consumption by American kestrels. *Assessment: unknown effectiveness – limited evidence (effectiveness 10%; certainty 10%).*

<http://www.conservationevidence.com/actions/159>

## Evidence not assessed

### ● Do birds take bait designed for pest control?

Two studies from New Zealand and Australia, one *ex situ*, found no evidence that birds took bait meant for pest control. *Assessment: this intervention has not been assessed.*

<http://www.conservationevidence.com/actions/395>

### 3.11.3 Reduce nest predation by excluding predators from nests or nesting areas

Based on the collated evidence, what is the current assessment of the effectiveness of interventions for reducing nest predation by excluding predators from nests or nesting areas	
Likely to be beneficial	<ul style="list-style-type: none"> <li>• Physically protect nests from predators using non-electric fencing</li> <li>• Physically protect nests with individual enclosures/barriers or provide shelters for chicks</li> <li>• Protect bird nests using electric fencing</li> <li>• Use artificial nests that discourage predation</li> </ul>
Unknown effectiveness (limited evidence)	<ul style="list-style-type: none"> <li>• Guard nests to prevent predation</li> <li>• Plant nesting cover to reduce nest predation</li> <li>• Protect nests from ants</li> <li>• Use multiple barriers to protect nests</li> <li>• Use naphthalene to deter mammalian predators</li> <li>• Use snakeskin to deter mammalian nest predators</li> </ul>
No evidence found (no assessment)	<ul style="list-style-type: none"> <li>• Play spoken-word radio programs to deter predators</li> <li>• Use 'cat curfews' to reduce predation</li> <li>• Use lion dung to deter domestic cats</li> <li>• Use mirrors to deter nest predators</li> <li>• Use ultrasonic devices to deter cats</li> </ul>
Evidence not assessed	<ul style="list-style-type: none"> <li>• Can nest protection increase nest abandonment?</li> <li>• Can nest protection increase predation of adults and chicks?</li> </ul>



## Likely to be beneficial

### ● **Physically protect nests from predators using non-electric fencing**

Two of four studies from the UK and the USA found that fewer nests failed or were predated when predator exclusion fences were erected. Two studies found that nesting and fledging success was no higher when fences were used, one found that hatching success was higher. *Assessment: likely to be beneficial (effectiveness 45%; certainty 48%).*

<http://www.conservationevidence.com/actions/183>

### ● **Physically protect nests with individual enclosures/barriers or provide shelters for chicks**

Nine of 23 studies found that fledging rates or productivity were higher for nests protected by individual barriers than for unprotected nests. Two found no higher productivity. Fourteen studies found that hatching rates or survival were higher, or that predation was lower for protected nests. Two found no differences between protected and unprotected nests and one found that adults were harassed by predators at protected nests. One study found that chick shelters were not used much and a review found that some enclosure designs were more effective than others. *Assessment: likely to be beneficial (effectiveness 50%; certainty 50%).*

<http://www.conservationevidence.com/actions/397>

<http://www.conservationevidence.com/actions/398>

<http://www.conservationevidence.com/actions/399>

<http://www.conservationevidence.com/actions/400>

### ● **Protect bird nests using electric fencing**

Two of six studies found increased numbers of terns or tern nests following the erection of an electric fence around colonies. Five studies found higher survival or productivity of waders or seabirds when electric fences were used and one found lower predation by mammals inside electric fences. One study found that predation by birds was higher inside electric fences. *Assessment: likely to be beneficial (effectiveness 60%; certainty 59%).*

<http://www.conservationevidence.com/actions/188>

### ● Use artificial nests that discourage predation

Three out of five studies from North America found lower predation rates or higher nesting success for wildfowl in artificial nests, compared with natural nests. An *ex situ* study found that some nest box designs prevented raccoons from entering. A study found that wood ducks avoided anti-predator nest boxes but only if given the choice of unaltered nest boxes. *Assessment: likely to be beneficial (effectiveness 59%; certainty 54%).*

<http://www.conservationevidence.com/actions/402>

## Unknown effectiveness (limited evidence)

### ● Guard nests to prevent predation

Nest guarding can be used as a response to a range of threats and is therefore discussed in 'General responses to small/declining populations – Guard nests'. *Assessment: unknown effectiveness – limited evidence (effectiveness 50%; certainty 30%).*

<http://www.conservationevidence.com/actions/411>

### ● Plant nesting cover to reduce nest predation

Studies relevant to this intervention are discussed in 'Threat: Agriculture'. *Assessment: unknown effectiveness – limited evidence (effectiveness 28%; certainty 30%).*

<http://www.conservationevidence.com/actions/405>

### ● Protect nests from ants

A study from the USA found that vireo nests protected from ants with a physical barrier and a chemical repellent had higher fledging success than unprotected nests. *Assessment: unknown effectiveness – limited evidence (effectiveness 45%; certainty 17%).*

<http://www.conservationevidence.com/actions/410>

### ● Use multiple barriers to protect nests

One of two studies found that plover fledging success in the USA was no higher when an electric fence was erected around individual nest enclosures, compared to when just the enclosures were present. A study from the USA found that predation on chicks was lower when one of two barriers around



nests was removed early, compared to when it was left for three more days. *Assessment: unknown effectiveness — limited evidence (effectiveness 7%; certainty 17%).*

<http://www.conservationevidence.com/actions/404>

### ● Use naphthalene to deter mammalian predators

A study from the USA found that predation rates on artificial nests did not differ when naphthalene moth balls were scattered around them. *Assessment: unknown effectiveness — limited evidence (effectiveness 0%; certainty 10%).*

<http://www.conservationevidence.com/actions/408>

### ● Use snakeskin to deter mammalian nest predators

A study from the USA found that flycatcher nests were predated less frequently if they had a snakeskin wrapped around them. *Assessment: unknown effectiveness — limited evidence (effectiveness 33%; certainty 15%).*

<http://www.conservationevidence.com/actions/406>

## No evidence found (no assessment)

We have captured no evidence for the following interventions:

- Play spoken-word radio programmes to deter predators
- Use 'cat curfews' to reduce predation
- Use lion dung to deter domestic cats
- Use mirrors to deter nest predators
- Use ultrasonic devices to deter cats

## Evidence not assessed

### ● Can nest protection increase nest abandonment?

One of four studies (from the USA) found an increase in abandonment after nest enclosures were used. Two studies from the USA and Sweden found no increases in abandonment when enclosures were used and a review from the USA found that some designs were more likely to cause abandonment than others. *Assessment: this intervention has not been assessed.*

<http://www.conservationevidence.com/actions/401>



### ● **Can nest protection increase predation of adults and chicks?**

Four of five studies from the USA and Sweden found that predation on chicks and adults was higher when exclosures were used. One of these found that adults were harassed when exclosures were installed and the chicks rapidly predated when they were removed. One study from Sweden found that predation was no higher when exclosures were used. *Assessment: this intervention has not been assessed.*

<http://www.conservationevidence.com/actions/403>

## 3.11.4 Reduce mortality by reducing hunting ability or changing predator behaviour

<b>Based on the collated evidence, what is the current assessment of the effectiveness of interventions for reducing mortality by reducing hunting ability or changing predator behaviour</b>	
<b>Unknown effectiveness (limited evidence)</b>	<ul style="list-style-type: none"><li>• Reduce predation by translocating nest boxes</li><li>• Use collar-mounted devices to reduce predation</li><li>• Use supplementary feeding of predators to reduce predation</li></ul>
<b>Unlikely to be beneficial</b>	<ul style="list-style-type: none"><li>• Use aversive conditioning to reduce nest predation</li></ul>

### **Unknown effectiveness (limited evidence)**

#### ● **Reduce predation by translocating nest boxes**

Two European studies found that predation rates were lower for translocated nest boxes than for controls. *Assessment: unknown effectiveness – limited evidence (effectiveness 48%; certainty 25%).*

<http://www.conservationevidence.com/actions/420>



### ● Use collar-mounted devices to reduce predation

Two replicated randomised and controlled studies in the UK and Australia found that fewer birds were returned by cats wearing collars with anti-hunting devices, compared to cats with control collars. No differences were found between different devices. *Assessment: unknown effectiveness – limited evidence (effectiveness 48%; certainty 35%).*

<http://www.conservationevidence.com/actions/416>

### ● Use supplementary feeding to reduce predation

One of three studies found that fewer grouse chicks were taken to harrier nests when supplementary food was provided to the harriers, but no effect on grouse adult survival or productivity was found. One study from the USA found reduced predation on artificial nests when supplementary food was provided. Another study from the USA found no such effect. *Assessment: unknown effectiveness – limited evidence (effectiveness 13%; certainty 20%).*

<http://www.conservationevidence.com/actions/417>

## Unlikely to be beneficial

### ● Use aversive conditioning to reduce nest predation

Nine out of 12 studies found no evidence for aversive conditioning or reduced nest predation after aversive conditioning treatment stopped. Ten studies found reduced consumption of food when it was treated with repellent chemicals, i.e. during the treatment. Three, all studying avian predators, found some evidence for reduced consumption after treatment but these were short-lived trials or the effect disappeared within a year. *Assessment: unlikely to be beneficial (effectiveness 9%; certainty 60%).*

<http://www.conservationevidence.com/actions/418>

<http://www.conservationevidence.com/actions/419>

### 3.11.5 Reduce competition with other species for food and nest sites

<b>Based on the collated evidence, what is the current assessment of the effectiveness of interventions for reducing competition with other species for food and nest sites?</b>	
<b>Likely to be beneficial</b>	<ul style="list-style-type: none"> <li>• Reduce inter-specific competition for food by removing or controlling competitor species</li> </ul>
<b>Unknown effectiveness (limited evidence)</b>	<ul style="list-style-type: none"> <li>• Protect nest sites from competitors</li> <li>• Reduce competition between species by providing nest boxes</li> <li>• Reduce inter-specific competition for nest sites by modifying habitats to exclude competitor species</li> <li>• Reduce inter-specific competition for nest sites by removing competitor species: ground nesting seabirds</li> <li>• Reduce inter-specific competition for nest sites by removing competitor species: songbirds</li> <li>• Reduce inter-specific competition for nest sites by removing competitor species: woodpeckers</li> </ul>

#### Likely to be beneficial

##### ● Reduce inter-specific competition for food by removing or controlling competitor species

Three out of four studies found that at least some of the target species increased following the removal or control of competitor species. Two studies found that some or all target species did not increase, or that there was no change in kleptoparasitic behaviour of competitor species after control efforts. *Assessment: likely to be beneficial (effectiveness 44%; certainty 40%; harms 0%).*

<http://www.conservationevidence.com/actions/428>



## Unknown effectiveness (limited evidence)

### ● **Protect nest sites from competitors**

Two studies from the USA found that red-cockaded woodpecker populations increased after the installation of 'restrictor plates' around nest holes to prevent larger woodpeckers from enlarging them. Several other interventions were used at the same time. A study from Puerto Rico found lower competition between species after nest boxes were altered. A study from the USA found weak evidence that exclusion devices prevented house sparrows from using nest boxes and another study from the USA found that fitting restrictor plates to red-cockaded woodpecker holes reduced the number that were enlarged by other woodpeckers. *Assessment: unknown effectiveness — limited evidence (effectiveness 39%; certainty 24%; harms 5%).*

<http://www.conservationevidence.com/actions/426>

### ● **Reduce competition between species by providing nest boxes**

A study from the USA found that providing extra nest boxes did not reduce the rate at which common starlings usurped northern flickers from nests. *Assessment: unknown effectiveness — limited evidence (effectiveness 0%; certainty 16%; harms 0%).*

<http://www.conservationevidence.com/actions/427>

### ● **Reduce inter-specific competition for nest sites by modifying habitats to exclude competitor species**

A study from the USA found that clearing midstorey vegetation did not reduce the occupancy of red-cockaded woodpecker nesting holes by southern flying squirrels. *Assessment: unknown effectiveness — limited evidence (effectiveness 0%; certainty 12%; harms 0%).*

<http://www.conservationevidence.com/actions/425>

### ● **Reduce inter-specific competition for nest sites by removing competitor species (ground nesting seabirds)**

Four studies from Canada and the UK found increased tern populations following the control or exclusion of gulls, and in two cases with many additional interventions. Two studies from the UK and Canada found that controlling large gulls had no impact on smaller species. Two studies from the USA and UK found that exclusion devices successfully reduced the numbers

of gulls at sites, although one found that they were only effective at small colonies and the other found that methods varied in their effectiveness and practicality. *Assessment: unknown effectiveness — limited evidence (effectiveness 41%; certainty 31%; harms 14%).*

<http://www.conservationevidence.com/actions/422>

● **Reduce inter-specific competition for nest sites by removing competitor species (songbirds)**

Two studies from Australia found increases in bird populations and species richness after control of noisy miners. A study from Italy found that blue tits nested in more nest boxes when hazel dormice were excluded from boxes over winter. *Assessment: unknown effectiveness — limited evidence (effectiveness 50%; certainty 22%; harms 0%).*

<http://www.conservationevidence.com/actions/424>

● **Reduce inter-specific competition for nest sites by removing competitor species (woodpeckers)**

Two studies in the USA found red-cockaded woodpecker populations increased following the removal of southern flying squirrels, in one case along with other interventions. A third found that red-cockaded woodpecker reintroductions were successful when squirrels were controlled. One study found fewer holes were occupied by squirrels following control efforts, but that occupancy by red-cockaded woodpeckers was no higher. *Assessment: unknown effectiveness — limited evidence (effectiveness 34%; certainty 28%; harms 0%).*

<http://www.conservationevidence.com/actions/423>



### 3.11.6 Reduce adverse habitat alteration by other species

Based on the collated evidence, what is the current assessment of the effectiveness of interventions for reducing adverse habitat alteration by other species?	
<b>Likely to be beneficial</b>	<ul style="list-style-type: none"> <li>• Control or remove habitat-altering mammals</li> <li>• Reduce adverse habitat alterations by excluding problematic species (terrestrial species)</li> </ul>
<b>Unknown effectiveness (limited evidence)</b>	<ul style="list-style-type: none"> <li>• Reduce adverse habitat alterations by excluding problematic species (aquatic species)</li> <li>• Remove problematic vegetation</li> <li>• Use buffer zones to reduce the impact of invasive plant control</li> </ul>

#### Likely to be beneficial

##### ● Control or remove habitat-altering mammals

Four out of five studies from islands in the Azores and Australia found that seabird populations increased after rabbits or other species were removed, although three studied several interventions at the same time. Two studies from Australia and Madeira found that seabird productivity increased after rabbit and house mouse eradication. *Assessment: likely to be beneficial (effectiveness 61%; certainty 41%; harms 0%).*

<http://www.conservationevidence.com/actions/431>

##### ● Reduce adverse habitat alterations by excluding problematic species (terrestrial species)

Three studies from the USA and the UK found higher numbers of certain songbird species and higher species richness in these groups when deer were excluded from forests. Intermediate canopy-nesting species in the USA and common nightingales in the UK were the species to benefit. A study from Hawaii found mixed effects of grazer exclusion. *Assessment: likely to be beneficial (effectiveness 48%; certainty 40%; harms 0%).*

<http://www.conservationevidence.com/actions/429>

## Unknown effectiveness (limited evidence)

### ● Reduce adverse habitat alterations by excluding problematic species (aquatic species)

A study in the USA found that waterbirds preferentially used wetland plots from which grass carp were excluded but moved as these became depleted over the winter. *Assessment: unknown effectiveness — limited evidence (effectiveness 30%; certainty 14%; harms 0%).*

<http://www.conservationevidence.com/actions/430>

### ● Remove problematic vegetation

One of four studies (from Japan) found an increase in a bird population following the removal of an invasive plant. One study from the USA found lower bird densities in areas where a problematic native species was removed. One study from Australia found the Gould's petrel productivity was higher following the removal of native bird-lime trees, and a study from New Zealand found that Chatham Island oystercatchers could nest in preferable areas of beaches after invasive marram grass was removed. *Assessment: unknown effectiveness — limited evidence (effectiveness 43%; certainty 23%; harms 0%).*

<http://www.conservationevidence.com/actions/432>

### ● Use buffer zones to reduce the impact of invasive plant control

A study from the USA found that no snail kite nests (built above water in cattail and bulrush) were lost during herbicide spraying when buffer zones were established around nests. *Assessment: unknown effectiveness — limited evidence (effectiveness 40%; certainty 10%; harms 0%).*

<http://www.conservationevidence.com/actions/433>



### 3.11.7 Reduce parasitism and disease

Based on the collated evidence, what is the current assessment of the effectiveness of interventions for reducing parasitism and disease?	
<b>Likely to be beneficial</b>	<ul style="list-style-type: none"> <li>Remove/control adult brood parasites</li> </ul>
<b>Trade-off between benefit and harms</b>	<ul style="list-style-type: none"> <li>Remove/treat endoparasites and diseases</li> </ul>
<b>Unknown effectiveness (limited evidence)</b>	<ul style="list-style-type: none"> <li>Alter artificial nest sites to discourage brood parasitism</li> <li>Exclude or control 'reservoir species' to reduce parasite burdens</li> <li>Remove brood parasite eggs from target species' nests</li> <li>Remove/treat ectoparasites to increase survival or reproductive success: reduce nest ectoparasites by providing beneficial nesting material</li> </ul>
	<ul style="list-style-type: none"> <li>Remove/treat ectoparasites to increase survival or reproductive success: remove ectoparasites from feathers</li> <li>Use false brood parasite eggs to discourage brood parasitism</li> </ul>
<b>Unlikely to be beneficial</b>	<ul style="list-style-type: none"> <li>Remove/treat ectoparasites to increase survival or reproductive success: remove ectoparasites from nests</li> </ul>

#### Likely to be beneficial

##### ● Remove/control adult brood parasites

One of 12 studies, all from the Americas, found that a host species population increased after control of the parasitic cowbird, two studies found no effect. Five studies found higher productivities or success rates when cowbirds were removed, five found that some or all measures of productivity were no different. Eleven studies found that brood parasitism rates were lower after cowbird control. *Assessment: likely to be beneficial (effectiveness 48%; certainty 61%; harms 0%).*

<http://www.conservationevidence.com/actions/441>



## Trade-off between benefit and harms

### ● Remove/treat endoparasites and diseases

Two out of five studies found that removing endoparasites increased survival in birds and one study found higher productivity in treated birds. Two studies found no evidence, or uncertain evidence, for increases in survival with treatment and one study found lower parasite burdens, but also lower survival in birds treated with antihelmintic drugs. *Assessment: trade-offs between benefits and harms (effectiveness 48%; certainty 51%; harms 37%).*

<http://www.conservationevidence.com/actions/434>

## Unknown effectiveness (limited evidence)

### ● Alter artificial nest sites to discourage brood parasitism

A replicated trial from Puerto Rico found that brood parasitism levels were extremely high across all nest box designs tested. *Assessment: unknown effectiveness — limited evidence (effectiveness 0%; certainty 13%; harms 0%).*

<http://www.conservationevidence.com/actions/446>

### ● Exclude or control 'reservoir species' to reduce parasite burdens

One of two studies found increased chick production in grouse when hares (carriers of louping ill virus) were culled in the area, although a comment on the paper disputes this finding. A literature review found no compelling evidence for the effects of hare culling on grouse populations. *Assessment: unknown effectiveness — limited evidence (effectiveness 13%; certainty 20%; harms 0%).*

<http://www.conservationevidence.com/actions/435>

### ● Remove brood parasite eggs from target species' nests

One of two studies found lower rates of parasitism when cowbird eggs were removed from host nests. One study found that nests from which cowbird eggs were removed had lower success than parasitised nests. *Assessment: unknown effectiveness — limited evidence (effectiveness 24%; certainty 20%; harms 21%).*

<http://www.conservationevidence.com/actions/443>



- **Remove/treat ectoparasites to increase survival or reproductive success (provide beneficial nesting material)**

A study in Canada found lower numbers of some, but not all, parasites in nests provided with beneficial nesting material, but that there was no effect on fledging rates or chick condition. *Assessment: unknown effectiveness — limited evidence (effectiveness 15%; certainty 13%; harms 0%).*

<http://www.conservationevidence.com/actions/439>

- **Remove/treat ectoparasites to increase survival or reproductive success (remove ectoparasites from feathers)**

A study in the UK found that red grouse treated with spot applications had lower tick and disease burdens and higher survival than controls, whilst birds with impregnated tags had lower tick burdens only. A study in Hawaii found that CO<sub>2</sub> was the most effective way to remove lice from feathers, although lice were not killed. *Assessment: unknown effectiveness — limited evidence (effectiveness 42%; certainty 16%; harms 0%).*

<http://www.conservationevidence.com/actions/437>

- **Use false brood parasite eggs to discourage brood parasitism**

A study from the USA found that parasitism rates were lower for red-winged blackbird nests with false or real cowbird eggs placed in them, than for control nests. *Assessment: unknown effectiveness — limited evidence (effectiveness 35%; certainty 19%; harms 0%).*

<http://www.conservationevidence.com/actions/444>

## Unlikely to be beneficial

- **Remove/treat ectoparasites to increase survival or reproductive success (remove ectoparasites from nests)**

Six of the seven studies found lower infestation rates in nests treated for ectoparasites, one (that used microwaves to treat nests) did not find fewer parasites. Two studies from the USA found higher survival or lower abandonment in nests treated for ectoparasites, whilst seven studies from across the world found no differences in survival, fledging rates or productivity

between nests treated for ectoparasites and controls. Two of six studies found that chicks from nests treated for ectoparasites were in better condition than those from control nests. *Assessment: unlikely to be beneficial (effectiveness 25%; certainty 58%; harms 0%).*

<http://www.conservationevidence.com/actions/438>

### 3.11.8 Reduce detrimental impacts of other problematic species

**Based on the collated evidence, what is the current assessment of the effectiveness of interventions for reducing detrimental impacts of other problematic species?**

**Unknown effectiveness (limited evidence)**

- Use copper strips to exclude snails from nests

#### **Unknown effectiveness (limited evidence)**

##### ● **Use copper strips to exclude snails from nests**

A study from Mauritius found no mortality from snails invading echo parakeet nests after the installation of copper strips around nest trees. Before installation, four chicks were killed by snails. *Assessment: unknown effectiveness — limited evidence (effectiveness 47%; certainty 15%; harms 0%).*

<http://www.conservationevidence.com/actions/447>

## 3.12 Threat: Pollution

---

### 3.12.1 Industrial pollution

<b>Based on the collated evidence, what is the current assessment of the effectiveness of interventions for industrial pollution?</b>	
<b>Likely to be beneficial</b>	<ul style="list-style-type: none"><li>• Use visual and acoustic ‘scarers’ to deter birds from landing on pools polluted by mining or sewage</li></ul>
<b>Unknown effectiveness (limited evidence)</b>	<ul style="list-style-type: none"><li>• Relocate birds following oil spills</li><li>• Use repellents to deter birds from landing on pools polluted by mining</li></ul>
<b>Unlikely to be beneficial</b>	<ul style="list-style-type: none"><li>• Clean birds after oil spills</li></ul>

#### Likely to be beneficial

- **Use visual and acoustic ‘scarers’ to deter birds from landing on pools polluted by mining or sewage**

Two studies from Australia and the USA found that deterrent systems reduced bird mortality on toxic pools. Four of five studies from the USA and Canada found that fewer birds landed on pools when deterrents were used, one found no effect. Two studies found that radar-activated systems were more effective than randomly-activated systems. One study found that loud noises were more effective than raptor models. *Assessment: likely to be beneficial (effectiveness 50%; certainty 46%; harms 0%).*

<http://www.conservationevidence.com/actions/452>

## Unknown effectiveness (limited evidence)

### ● Relocate birds following oil spills

A study from South Africa found that a high percentage of penguins relocated following an oil spill returned to and bred at their old colony. More relocated birds bred than oiled-and-cleaned birds. *Assessment: unknown effectiveness — limited evidence (effectiveness 39%; certainty 10%; harms 5%).*

<http://www.conservationevidence.com/actions/449>

### ● Use repellents to deter birds from landing on pools polluted by mining

An *ex situ* study from the USA found that fewer common starlings consumed contaminated water laced with chemicals, compared to untreated water. *Assessment: unknown effectiveness — limited evidence (effectiveness 51%; certainty 10%; harms 0%).*

<http://www.conservationevidence.com/actions/453>

## Unlikely to be beneficial

### ● Clean birds after oil spills

Three studies from South Africa and Australia found high survival of oiled-and-cleaned penguins and plovers, but a large study from the USA found low survival of cleaned common guillemots. Two studies found that cleaned birds bred and had similar success to un-oiled birds. After a second spill, one study found that cleaned birds were less likely to breed. Two studies found that cleaned birds had lower breeding success than un-oiled birds. *Assessment: unlikely to be beneficial (effectiveness 30%; certainty 45%; harms 5%).*

<http://www.conservationevidence.com/actions/448>



### 3.12.2 Agricultural pollution

Based on the collated evidence, what is the current assessment of the effectiveness of interventions for agricultural pollution?	
<b>Likely to be beneficial</b>	<ul style="list-style-type: none"> <li>• Leave headlands in fields unsprayed (conservation headlands)</li> <li>• Provide food for vultures to reduce mortality from diclofenac</li> <li>• Reduce pesticide, herbicide and fertiliser use generally</li> </ul>
<b>Unknown effectiveness (limited evidence)</b>	<ul style="list-style-type: none"> <li>• Reduce chemical inputs in permanent grassland management</li> <li>• Restrict certain pesticides or other agricultural chemicals</li> </ul>
<b>No evidence found (no assessment)</b>	<ul style="list-style-type: none"> <li>• Make selective use of spring herbicides</li> <li>• Provide buffer strips along rivers and streams</li> <li>• Provide unfertilised cereal headlands in arable fields</li> <li>• Use buffer strips around in-field ponds</li> <li>• Use organic rather than mineral fertilisers</li> </ul>

#### Likely to be beneficial

##### ● Leave headlands in fields unsprayed (conservation headlands)

Three studies from Europe found that several species were strongly associated with conservation headlands; two of these found that other species were not associated with them. A review from the UK found larger grey partridge populations on sites with conservation headlands. Three studies found higher grey partridge adult or chick survival on sites with conservation headlands, one found survival did not differ. Four studies found higher grey partridge productivity on sites with conservation headlands, two found similar productivities and one found a negative relationship between conservation headlands and the number of chicks per adult partridge. *Assessment: likely to be beneficial (effectiveness 70%; certainty 50%; harms 0%).*

<http://www.conservationevidence.com/actions/461>

### ● **Provide food for vultures to reduce mortality from diclofenac**

A before-and-after trial in Pakistan found that oriental white-backed vulture mortality rates were significantly lower when supplementary food was provided, compared to when it was not. *Assessment: likely to be beneficial (effectiveness 60%; certainty 40%; harms 0%).*

<http://www.conservationevidence.com/actions/456>

### ● **Reduce pesticide, herbicide and fertiliser use generally**

One of nine studies found that the populations of some species increased when pesticide use was reduced and other interventions used. Three studies found that some or all species were found at higher densities on reduced-input sites. Five found that some of all species were not at higher densities. A study from the UK found that grey partridge chicks had higher survival on sites with reduced pesticide input. Another found that partridge broods were smaller on such sites and there was no relationship between reduced inputs and survival or the ratio of young to old birds. *Assessment: likely to be beneficial (effectiveness 55%; certainty 55%; harms 3%).*

<http://www.conservationevidence.com/actions/454>

## Unknown effectiveness (limited evidence)

### ● **Reduce chemical inputs in permanent grassland management**

A study from the UK found that no more foraging birds were attracted to pasture plots with no fertiliser, compared to control plots. *Assessment: unknown effectiveness — limited evidence (effectiveness 0%; certainty 10%; harms 0%).*

<http://www.conservationevidence.com/actions/459>

### ● **Restrict certain pesticides or other agricultural chemicals**

A before-and-study from Spain found an increase in the regional griffon vulture population following the banning of strychnine, amongst several other interventions. *Assessment: unknown effectiveness — limited evidence (effectiveness 20%; certainty 10%; harms 0%).*

<http://www.conservationevidence.com/actions/455>



## No evidence found (no assessment)

We have captured no evidence for the following interventions:

- Make selective use of spring herbicides
- Provide buffer strips along rivers and streams
- Provide unfertilised cereal headlands in arable fields
- Use buffer strips around in-field ponds
- Use organic rather than mineral fertilisers

### 3.12.3 Air-borne pollutants

**Based on the collated evidence, what is the current assessment of the effectiveness of interventions for air-borne pollutants?**

**Unknown effectiveness (limited evidence)**

- Use lime to reduce acidification in lakes

#### Unknown effectiveness (limited evidence)

##### ● Use lime to reduce acidification in lakes

A study from Sweden found no difference in osprey productivity during a period of extensive liming of acidified lakes compared to two periods without liming. *Assessment: unknown effectiveness — limited evidence (effectiveness 0%; certainty 10%; harms 0%).*

<http://www.conservationevidence.com/actions/465>



### 3.12.4 Excess energy

Based on the collated evidence, what is the current assessment of the effectiveness of interventions for excess energy?	
<b>Unknown effectiveness (limited evidence)</b>	<ul style="list-style-type: none"><li>• Shield lights to reduce mortality from artificial lights</li><li>• Turning off lights to reduce mortality from artificial lights</li><li>• Use flashing lights to reduce mortality from artificial lights</li><li>• Use lights low in spectral red to reduce mortality from artificial lights</li></ul>
<b>No evidence found (no assessment)</b>	<ul style="list-style-type: none"><li>• Reduce the intensity of lighthouse beams</li><li>• Using volunteers to collect and rehabilitate downed birds</li></ul>

#### Unknown effectiveness (limited evidence)

##### ● Shield lights to reduce mortality from artificial lights

A study from the USA found that fewer shearwaters were downed when security lights were shielded, compared to nights with unshielded lights. *Assessment: unknown effectiveness — limited evidence (effectiveness 50%; certainty 15%; harms 0%).*

<http://www.conservationevidence.com/actions/469>

##### ● Turning off lights to reduce mortality from artificial lights

A study from the UK found that fewer seabirds were downed when artificial (indoor and outdoor) lighting was reduced at night, compared to nights with normal lighting. *Assessment: unknown effectiveness — limited evidence (effectiveness 49%; certainty 10%; harms 0%).*

<http://www.conservationevidence.com/actions/467>



### ● Use flashing lights to reduce mortality from artificial lights

A study from the USA found that fewer dead birds were found beneath aviation control towers with only flashing lights, compared to those with both flashing and continuous lights. *Assessment: unknown effectiveness — limited evidence (effectiveness 54%; certainty 15%; harms 0%).*

<http://www.conservationevidence.com/actions/470>

### ● Use lights low in spectral red to reduce mortality from artificial lights

Two studies from Europe found that fewer birds were attracted to low-red lights (including green and blue lights), compared with the number expected, or the number attracted to white or red lights. *Assessment: unknown effectiveness — limited evidence (effectiveness 56%; certainty 15%; harms 0%).*

<http://www.conservationevidence.com/actions/471>

## No evidence found (no assessment)

We have captured no evidence for the following interventions:

- Reduce the intensity of lighthouse beams
- Using volunteers to collect and rehabilitate downed birds

### 3.13 Threat: Climate change, extreme weather and geological events

---

**Based on the collated evidence, what is the current assessment of the effectiveness of interventions for climate change, extreme weather and geological events?**

**Unknown effectiveness (limited evidence)**

- Replace nesting habitats when they are washed away by storms
- Water nesting mounds to increase incubation success in malleefowl

#### **Unknown effectiveness (limited evidence)**

##### **● Replace nesting habitats when they are washed away by storms**

A before-and-after study found that a common tern colony increased following the replacement of nesting habitats, whilst a second found that a colony decreased. In both cases, several other interventions were used at the same time, making it hard to examine the effect of habitat provision. *Assessment: unknown effectiveness — limited evidence (effectiveness 8%; certainty 10%; harms 0%).*

<http://www.conservationevidence.com/actions/474>



● **Water nesting mounds to increase incubation success in malleefowl**

A single small trial in Australia found that watering malleefowl nests increased their internal temperature but that a single application of water did not prevent the nests drying out and being abandoned during a drought.

*Assessment: unknown effectiveness — limited evidence (effectiveness 9%; certainty 10%; harms 0%).*

<http://www.conservationevidence.com/actions/473>

## 3.14 General responses to small/declining populations

---

### 3.14.1 Inducing breeding, rehabilitation and egg removal

**Based on the collated evidence, what is the current assessment of the effectiveness of interventions for inducing breeding, rehabilitation and egg removal?**

**Unknown effectiveness (limited evidence)**

- Rehabilitate injured birds
- Remove eggs from wild nests to increase reproductive output
- Use artificial visual and auditory stimuli to induce breeding in wild populations

#### **Unknown effectiveness (limited evidence)**

##### ● **Rehabilitate injured birds**

Two studies of four studies from the UK and USA found that 25–40% of injured birds taken in by centres were rehabilitated and released. Three studies from the USA found that rehabilitated birds appeared to have high survival. One found that mortality rates were higher for owls than raptors. *Assessment: unknown effectiveness — limited evidence (effectiveness 36%; certainty 30%; harms 0%).*

<http://www.conservationevidence.com/actions/476>

##### ● **Remove eggs from wild nests to increase reproductive output**



A study from Canada found that whooping crane reproductive success was higher for nests with one or two eggs removed than for controls. A study from the USA found that removing bald eagle eggs did not appear to affect the wild population and a replicated study from Mauritius found that removing entire Mauritius kestrel clutches appeared to increase productivity more than removing individual eggs as they were laid. *Assessment: unknown effectiveness – limited evidence (effectiveness 24%; certainty 25%; harms 5%).*

<http://www.conservationevidence.com/actions/477>

● **Use artificial visual and auditory stimuli to induce breeding in wild populations**

A small study from the British Virgin Islands found an increase in breeding behaviour after the introduction of visual and auditory stimulants. *Assessment: unknown effectiveness – limited evidence (effectiveness 19%; certainty 11%; harms 0%).*

<http://www.conservationevidence.com/actions/475>

### 3.14.2 Provide artificial nesting sites

<b>Based on the collated evidence, what is the current assessment of the effectiveness of interventions for providing artificial nesting sites?</b>	
<b>Beneficial</b>	<ul style="list-style-type: none"> <li>• Provide artificial nests: falcons</li> <li>• Provide artificial nests: owls</li> <li>• Provide artificial nests: songbirds</li> <li>• Provide artificial nests: wildfowl</li> </ul>
<b>Likely to be beneficial</b>	<ul style="list-style-type: none"> <li>• Clean artificial nests to increase occupancy or reproductive success</li> <li>• Provide artificial nests: burrow-nesting seabirds</li> <li>• Provide artificial nests: divers/loons</li> <li>• Provide artificial nests: ground- and tree-nesting seabirds</li> <li>• Provide artificial nests: oilbirds</li> <li>• Provide artificial nests: raptors</li> <li>• Provide artificial nests: wildfowl – artificial/floating islands</li> </ul>

<b>Unknown effectiveness (limited evidence)</b>	<ul style="list-style-type: none"><li>• Artificially incubate eggs or warm nests</li><li>• Guard nests</li><li>• Provide artificial nests: gamebirds</li><li>• Provide artificial nests: grebes</li><li>• Provide artificial nests: ibises and flamingos</li><li>• Provide artificial nests: parrots</li><li>• Provide artificial nests: pigeons</li><li>• Provide artificial nests: rails</li><li>• Provide artificial nests: rollers</li><li>• Provide artificial nests: swifts</li><li>• Provide artificial nests: trogons</li><li>• Provide artificial nests: waders</li><li>• Provide artificial nests: woodpeckers</li><li>• Provide nesting habitat for birds that is safe from extreme weather</li><li>• Provide nesting material for wild birds</li><li>• Remove vegetation to create nesting areas</li><li>• Repair/support nests to support breeding</li><li>• Use differently-coloured artificial nests</li></ul>
---	---

## Beneficial

### ● Provide artificial nests (falcons)

Four studies from the USA and Europe found that local populations of falcons increased following the installation of artificial nesting sites. However, a study from Canada found no increase in the local population of falcons following the erection of nest boxes. Eight studies from across the world found that the success and productivity of falcons in nest boxes was higher than or equal to those in natural nests. Four studies from across the world found that productivity in nest boxes was lower than in natural nests, or that some falcons were evicted from their nests by owls. Four studies from across the world found no differences in productivity between nest box designs or positions, whilst two from Spain and Israel found that productivity in boxes varied between designs and habitats. Twenty-one studies from across the world found nest boxes were used by falcons, with one in the UK finding



that nest boxes were not used at all. Seven studies found that position or design affected use, whilst three found no differences between design or positioning. *Assessment: beneficial (effectiveness 65%; certainty 65%; harms 0%).*

<http://www.conservationevidence.com/actions/489>

### ● Provide artificial nests (owls)

Three studies from the UK appeared to show increases in local populations of owls following the installation of artificial nests. Another UK study found that providing nesting sites when renovating buildings maintained owl populations, whilst they declined at sites without nests. Four studies from the USA and the UK found high levels of breeding success in artificial nests. Two studies from the USA and Hungary found lower productivity or fledgling survival from breeding attempts in artificial nests, whilst a study from Finland found that artificial nests were only successful in the absence of larger owls. Four studies from the USA and Europe found that artificial nests were used as frequently as natural sites. Five studies from across the world found that owls used artificial nests. Seven studies found that nest position or design affected occupancy or productivity. However four studies found occupancy and/or productivity did not differ between different designs of nest box. *Assessment: beneficial (effectiveness 65%; certainty 66%; harms 5%).*

<http://www.conservationevidence.com/actions/490>

### ● Provide artificial nests (songbirds)

Only three out of 66 studies from across the world found low rates of nest box occupancy in songbirds. Low rates of use were seen in thrushes, crows, swallows and New World warblers. Thrushes, crows, finches, swallows, wrens, tits, Old World and tyrant flycatchers, New World blackbirds, sparrows, waxbills, starlings and ovenbirds all used nest boxes. Five studies from across the world found higher population densities or growth rates, and one study from the USA found higher species richness, in areas with nest boxes. Twelve studies from across the world found that productivity in nest boxes was higher than or similar to natural nests. One study found there were more nesting attempts in areas with more nest boxes, although a study from Canada found no differences in productivity between areas with different nest box densities. Two studies from Europe found lower predation of species using nest boxes but three studies from the USA found low production in nest boxes. Thirteen studies from across the world found



that use, productivity or usurpation rate varied with nest box design, whilst seven found no difference in occupation rates or success between different designs. Similarly, fourteen studies found different occupation or success rates depending on the position of artificial nest sites but two studies found no such differences. *Assessment: beneficial (effectiveness 67%; certainty 85%; harms 0%).*

<http://www.conservationevidence.com/actions/498>

### ● **Provide artificial nests (wildfowl)**

Six studies from North America and Europe found that wildfowl populations increased with the provision of artificial nests, although one study from Finland found no increase in productivity in areas with nest boxes. Nine out of twelve studies from North America found that productivity was high in artificial nests. Two studies found that success for some species in nest boxes was lower than for natural nests. Nineteen studies from across the world found that occupancy rates varied from no use to 100% occupancy. Two studies found that occupancy rates were affected by design or positioning. Three studies from North America found that nest boxes could have other impacts on reproduction and behaviour. *Assessment: beneficial (effectiveness 62%; certainty 76%; harms 0%).*

<http://www.conservationevidence.com/actions/482>

## Likely to be beneficial

### ● **Clean artificial nests to increase occupancy or reproductive success**

Five out of ten studies from North America and Europe found that songbirds preferentially nested in cleaned nest boxes or those sterilised using microwaves, compared to used nest boxes. One study found that the preference was not strong enough for birds to switch nest boxes after they were settled. One study found that birds avoided heavily-soiled nest boxes. Two studies birds had a preference for used nest boxes and one found no preference for cleaned or uncleaned boxes. None of the five studies that examined it found any effect of nest box cleanliness on nesting success or parasitism levels. *Assessment: likely to be beneficial (effectiveness 40%; certainty 40%; harms 15%).*

<http://www.conservationevidence.com/actions/499>



### ● Provide artificial nests (burrow-nesting seabirds)

Four studies from across the world found population increases or population establishment following the provision of nest boxes. In two cases this was combined with other interventions. Six studies from across the world found high occupancy rates for artificial burrows by seabirds but three studies from across the world found very low occupancy rates for artificial burrows used by petrels. Eight studies from across the world found that the productivity of birds in artificial burrows was high although two studies from the USA and the Galapagos found low productivity in petrels. *Assessment: likely to be beneficial (effectiveness 60%; certainty 71%; harms 5%).*

<http://www.conservationevidence.com/actions/481>

### ● Provide artificial nests (divers/loons)

Three studies from the UK and the USA found increases in loon productivity on lakes provided with nesting rafts. A study in the UK found that usage of nesting rafts varied between sites. *Assessment: likely to be beneficial (effectiveness 50%; certainty 50%; harms 0%).*

<http://www.conservationevidence.com/actions/478>

### ● Provide artificial nests (ground- and tree-nesting seabirds)

Three studies from the UK and the Azores found increases in gull and tern populations following the provision of rafts/islands or nest boxes alongside other interventions. Five studies from Canada and Europe found that terns used artificial nesting sites. A study from the USA found that terns had higher nesting success on artificial rafts in some years and a study from Japan found increased nesting success after provision of nesting substrate. Design of nesting structure should be considered. *Assessment: likely to be beneficial (effectiveness 60%; certainty 49%; harms 0%).*

<http://www.conservationevidence.com/actions/480>

### ● Provide artificial nests (oilbirds)

A study in Trinidad and Tobago found an increase in the size of an oilbird colony after the creation of artificial nesting lodges. *Assessment: likely to be beneficial (effectiveness 50%; certainty 45%; harms 0%).*

<http://www.conservationevidence.com/actions/491>

### ● **Provide artificial nests (raptors)**

Nine studies from North America and Spain found that raptors used artificial nesting platforms. Two studies from the USA found increases in populations or densities following the installation of platforms. Three studies describe successful use of platforms but three found lower productivity or failed nesting attempts, although these studies only describe a single nesting attempt. *Assessment: likely to be beneficial (effectiveness 55%; certainty 55%; harms 0%).*

<http://www.conservationevidence.com/actions/488>

### ● **Provide artificial nests (wildfowl — artificial/floating islands)**

Two studies from North America found that wildfowl used artificial islands and floating rafts and had high nesting success. A study in the UK found that wildfowl preferentially nested on vegetated rather than bare islands. *Assessment: likely to be beneficial (effectiveness 45%; certainty 45%; harms 0%).*

<http://www.conservationevidence.com/actions/483>

## **Unknown effectiveness (limited evidence)**

### ● **Artificially incubate eggs or warm nests**

One of two studies found that no kakapo chicks or eggs died of cold when they were artificially warmed when females left the nest. A study from the UK found that great tits were less likely to interrupt their laying sequence if their nest boxes were warmed, but there was no effect on egg or clutch size. *Assessment: unknown effectiveness — limited evidence (effectiveness 26%; certainty 16%; harms 0%).*

<http://www.conservationevidence.com/actions/503>

### ● **Guard nests**

We captured four studies describing the effects of guarding nests. One, from Costa Rica, found an increase in scarlet macaw population after nest monitoring and several other interventions. Two studies from Puerto Rico and New Zealand found that nest success was higher, or mortality lower, when nests were monitored. A study from New Zealand found that nest success was high overall when nests were monitored. *Assessment: unknown effectiveness — limited evidence (effectiveness 41%; certainty 24%; harms 0%).*

<http://www.conservationevidence.com/actions/506>



● **Provide artificial nests (gamebirds)**

A study in China found that approximately 40% of the local population of Cabot's tragopans used nesting platforms. *Assessment: unknown effectiveness — limited evidence (effectiveness 40%; certainty 13%; harms 0%).*

<http://www.conservationevidence.com/actions/484>

● **Provide artificial nests (grebes)**

A study from the UK found that grebes used nesting rafts in some areas but not others. *Assessment: unknown effectiveness — limited evidence (effectiveness 10%; certainty 9%; harms 0%).*

<http://www.conservationevidence.com/actions/479>

● **Provide artificial nests (ibises and flamingos)**

A study from Turkey found that ibises moved to a site with artificial breeding ledges. A study from Spain and France found that large numbers of flamingos used artificial nesting islands. *Assessment: unknown effectiveness — limited evidence (effectiveness 42%; certainty 31%; harms 0%).*

<http://www.conservationevidence.com/actions/487>

● **Provide artificial nests (parrots)**

A study from Costa Rica found that the local population of scarlet macaws increased following the installation of nest boxes along with several other interventions. Five studies from South and Central America and Mauritius found that nest boxes were used by several species of parrots. One study from Peru found that blue-and-yellow macaws only used modified palms, not 'boxes', whilst another study found that scarlet macaws used both PVC and wooden boxes. Four studies from Venezuela and Columbia found that several species rarely, if ever, used nest boxes. Six studies from Central and South America found that parrots nested successfully in nest boxes, with two species showing higher levels of recruitment into the population following nest box erection and another finding that success rates for artificial nests were similar to natural nests. Three studies from South America found that artificial nests had low success rates, in two cases due to poaching. *Assessment: unknown effectiveness — limited evidence (effectiveness 25%; certainty 38%; harms 11%).*

<http://www.conservationevidence.com/actions/497>

● **Provide artificial nests (pigeons)**

Two studies from the USA and the Netherlands found high use rates and high nesting success of pigeons and doves using artificial nests. *Assessment: unknown effectiveness — limited evidence (effectiveness 30%; certainty 16%; harms 0%).*

<http://www.conservationevidence.com/actions/492>

● **Provide artificial nests (rails)**

A study from the UK found that common moorhens and common coot readily used artificial nesting islands. *Assessment: unknown effectiveness — limited evidence (effectiveness 30%; certainty 11%; harms 0%).*

<http://www.conservationevidence.com/actions/485>

● **Provide artificial nests (rollers)**

A study from Spain found that the use of nest boxes by rollers increased over time and varied between habitats. Another study from Spain found no difference in success rates between new and old nest boxes. *Assessment: unknown effectiveness — limited evidence (effectiveness 20%; certainty 20%; harms 0%).*

<http://www.conservationevidence.com/actions/494>

● **Provide artificial nests (swifts)**

A study from the USA found that Vaux's swifts successfully used nest boxes provided. *Assessment: unknown effectiveness — limited evidence (effectiveness 25%; certainty 16%; harms 0%).*

<http://www.conservationevidence.com/actions/495>

● **Provide artificial nests (trogons)**

A small study from Guatemala found that at least one resplendent quetzal nested in nest boxes provided. *Assessment: unknown effectiveness — limited evidence (effectiveness 19%; certainty 11%; harms 0%).*

<http://www.conservationevidence.com/actions/493>

● **Provide artificial nests (waders)**

Two studies from the USA and the UK found that waders used artificial islands and nesting sites. *Assessment: unknown effectiveness — limited evidence (effectiveness 25%; certainty 20%; harms 0%).*

<http://www.conservationevidence.com/actions/486>



### ● Provide artificial nests (woodpeckers)

Four studies from the USA found local increases in red-cockaded woodpecker populations or the successful colonisation of new areas following the installation of 'cavity inserts'. One study also found that the productivity of birds using the inserts was higher than the regional average. Two studies from the USA found that red-cockaded woodpeckers used cavity inserts, in one case more frequently than making their own holes or using natural cavities. One study from the USA found that woodpeckers roosted, but did not nest, in nest boxes. Five studies from the USA found that some woodpeckers excavated holes in artificial snags but only roosted in excavated holes or nest boxes. *Assessment: unknown effectiveness — limited evidence (effectiveness 35%; certainty 39%; harms 0%).*

<http://www.conservationevidence.com/actions/496>

### ● Provide nesting habitat for birds that is safe from extreme weather

Two of three studies found that nesting success of waders and terns was no higher on raised areas of nesting substrate, with one finding that similar numbers were lost to flooding. The third study found that Chatham Island oystercatchers used raised nest platforms, but did not report on nesting success. *Assessment: unknown effectiveness — limited evidence (effectiveness 28%; certainty 23%; harms 0%).*

<http://www.conservationevidence.com/actions/504>

### ● Provide nesting material for wild birds

One of two studies found that wild birds took nesting material provided; the other found only very low rates of use. *Assessment: unknown effectiveness — limited evidence (effectiveness 11%; certainty 9%; harms 0%).*

<http://www.conservationevidence.com/actions/501>

### ● Remove vegetation to create nesting areas

Two out of six studies found increases in population sizes at seabird and wader colonies after vegetation was cleared and a third found that an entire colony moved to a new site that was cleared of vegetation. Two of these studies found that several interventions were used at once. Two studies found that gulls and terns used plots cleared of vegetation, one of these found that nesting densities were higher on partially-cleared plots than totally cleared, or uncleared, plots. One study found that tern nesting success was higher

on plots after they were cleared of vegetation and other interventions were used. *Assessment: unknown effectiveness — limited evidence (effectiveness 45%; certainty 28%; harms 10%).*

<http://www.conservationevidence.com/actions/505>

● **Repair/support nests to support breeding**

A study from Puerto Rico found that no chicks died from chilling after nine nests were repaired to prevent water getting in. *Assessment: unknown effectiveness — limited evidence (effectiveness 20%; certainty 10%; harms 0%).*

<http://www.conservationevidence.com/actions/502>

● **Use differently-coloured artificial nests**

A study from the USA found that two bird species (a thrush and a pigeon) both showed colour preferences for artificial nests, but that these preferences differed between species. In each case, clutches in the preferred colour nest were less successful than those in the other colour. *Assessment: unknown effectiveness — limited evidence (effectiveness 3%; certainty 9%; harms 0%).*

<http://www.conservationevidence.com/actions/500>

### 3.14.3 Foster chicks in the wild

<b>Based on the collated evidence, what is the current assessment of the effectiveness of interventions for fostering chicks in the wild?</b>	
<b>Likely to be beneficial</b>	<ul style="list-style-type: none"> <li>• Foster eggs or chicks with wild conspecifics: raptors</li> <li>• Foster eggs or chicks with wild non-conspecifics (cross-fostering): songbirds</li> </ul>
<b>Unknown effectiveness (limited evidence)</b>	<ul style="list-style-type: none"> <li>• Foster eggs or chicks with wild conspecifics: bustards</li> <li>• Foster eggs or chicks with wild conspecifics: cranes</li> <li>• Foster eggs or chicks with wild conspecifics: gannets and boobies</li> <li>• Foster eggs or chicks with wild conspecifics: owls</li> <li>• Foster eggs or chicks with wild conspecifics: parrots</li> <li>• Foster eggs or chicks with wild conspecifics: vultures</li> <li>• Foster eggs or chicks with wild conspecifics: waders</li> </ul>



<ul style="list-style-type: none"> <li>• Foster eggs or chicks with wild conspecifics: woodpeckers</li> <li>• Foster eggs or chicks with wild non-conspecifics (cross-fostering): cranes</li> <li>• Foster eggs or chicks with wild non-conspecifics (cross-fostering): ibises</li> <li>• Foster eggs or chicks with wild non-conspecifics (cross-fostering): petrels and shearwaters</li> <li>• Foster eggs or chicks with wild non-conspecifics (cross-fostering): waders</li> </ul>
--

### Likely to be beneficial

#### ● Foster eggs or chicks with wild conspecifics (raptors)

Ten out of 11 studies from across the world found that fostering raptor chicks to wild conspecifics had high success rates. A single study from the USA found that only one of six eggs fostered to wild eagle nests hatched and was raised. A study from Spain found that Spanish imperial eagle chicks were no more likely to survive to fledging if they were transferred to foster nests from three chick broods (at high risk from siblicide). A study from Spain found that young (15–20 day old) Montagu’s harrier chicks were successfully adopted, but three older (27–29 day old) chicks were rejected. *Assessment: likely to be beneficial (effectiveness 70%; certainty 60%; harms 10%).*

<http://www.conservationevidence.com/actions/510>

#### ● Foster eggs or chicks with wild non-conspecifics (cross-fostering) (songbirds)

A study from the USA found that the survival of cross-fostered yellow warbler chicks was lower than previously-published rates for the species. A study from Norway found that the success of cross-fostering small songbirds varied depending on the species of chick and foster birds but recruitment was the same or higher than control chicks. The pairing success of cross-fostered chicks varied depending on species of chick and foster birds. *Assessment: likely to be beneficial (effectiveness 45%; certainty 45%; harms 10%).*

<http://www.conservationevidence.com/actions/520>



## Unknown effectiveness (limited evidence)

### ● Foster eggs or chicks with wild conspecifics (bustards)

A small study in Saudi Arabia found that a captive-bred egg was successfully fostered to a female in the wild. *Assessment: unknown effectiveness — limited evidence (effectiveness 20%; certainty 5%; harms 0%).*

<http://www.conservationevidence.com/actions/513>

### ● Foster eggs or chicks with wild conspecifics (cranes)

A small study in Canada found high rates of fledging for whooping crane eggs fostered to first time breeders. *Assessment: unknown effectiveness — limited evidence (effectiveness 26%; certainty 11%; harms 0%).*

<http://www.conservationevidence.com/actions/512>

### ● Foster eggs or chicks with wild conspecifics (gannets and boobies)

A small study in Australia found that gannet chicks were lighter, and hatching and fledging success lower in nests which had an extra egg or chick added. However, overall productivity was non-significantly higher in experimental nests. *Assessment: unknown effectiveness — limited evidence (effectiveness 9%; certainty 11%; harms 0%).*

<http://www.conservationevidence.com/actions/507>

### ● Foster eggs or chicks with wild conspecifics (owls)

A study in the USA found high fledging rates for barn owl chicks fostered to wild pairs. A study from Canada found that captive-reared burrowing owl chicks fostered to wild nests did not have lower survival or growth rates than wild chicks. *Assessment: unknown effectiveness — limited evidence (effectiveness 35%; certainty 21%; harms 0%).*

<http://www.conservationevidence.com/actions/511>

### ● Foster eggs or chicks with wild conspecifics (parrots)

A study from Venezuela found that yellow-shouldered Amazon chicks had high fledging rates when fostered to conspecific nests in the wild. A second study from Venezuela found lower poaching rates of yellow-shouldered Amazons when chicks were moved to foster nests closer to a field base. *Assessment: unknown effectiveness — limited evidence (effectiveness 30%; certainty 14%; harms 0%).*

<http://www.conservationevidence.com/actions/515>



● **Foster eggs or chicks with wild conspecifics (vultures)**

Two small studies in Italy and the USA found that single chicks were successfully adopted by foster conspecifics, although in one case this led to the death of one of the foster parents' chicks. *Assessment: unknown effectiveness — limited evidence (effectiveness 30%; certainty 15%; harms 41%).*

<http://www.conservationevidence.com/actions/509>

● **Foster eggs or chicks with wild conspecifics (waders)**

Two small trials in North America found that piping plovers accepted chicks introduced into their broods, although in one case the chick died. A study from New Zealand found that survival of fostered black stilts was higher for birds fostered to conspecifics rather than a closely related species. *Assessment: unknown effectiveness — limited evidence (effectiveness 29%; certainty 9%; harms 0%).*

<http://www.conservationevidence.com/actions/508>

● **Foster eggs or chicks with wild conspecifics (woodpeckers)**

Three studies from the USA found that red-cockaded woodpecker chicks fostered to conspecifics had high fledging rates. One small study found that fostered chicks survived better than chicks translocated with their parents. *Assessment: unknown effectiveness — limited evidence (effectiveness 41%; certainty 29%; harms 0%).*

<http://www.conservationevidence.com/actions/514>

● **Foster eggs or chicks with wild non-conspecifics (cross-fostering) (cranes)**

Two studies from the USA found low fledging success for cranes fostered to non-conspecifics' nests. *Assessment: unknown effectiveness — limited evidence (effectiveness 14%; certainty 35%; harms 10%).*

<http://www.conservationevidence.com/actions/519>

● **Foster eggs or chicks with wild non-conspecifics (cross-fostering) (ibises)**

A 2007 literature review describes attempting to foster northern bald ibis chicks with cattle egrets as unsuccessful. *Assessment: unknown effectiveness — limited evidence (effectiveness 0%; certainty 10%; harms 0%).*

<http://www.conservationevidence.com/actions/518>

● **Foster eggs or chicks with wild non-conspecifics (cross-fostering) (petrels and shearwaters)**

A study from Hawaii found that Newell’s shearwater eggs fostered to wedge-tailed shearwater nests had high fledging rates. *Assessment: unknown effectiveness — limited evidence (effectiveness 45%; certainty 6%; harms 0%).*

<http://www.conservationevidence.com/actions/516>

● **Foster eggs or chicks with wild non-conspecifics (cross-fostering) (waders)**

A study from the USA found that killdeer eggs incubated and raised by spotted sandpipers had similar fledging rates to parent-reared birds. A study from New Zealand found that cross-fostering black stilt chicks to black-winged stilt nests increased nest success, but cross-fostered chicks had lower success than chicks fostered to conspecifics’ nests. *Assessment: unknown effectiveness — limited evidence (effectiveness 35%; certainty 30%; harms 0%).*

<http://www.conservationevidence.com/actions/517>

### 3.14.4 Provide supplementary food

<b>Based on the collated evidence, what is the current assessment of the effectiveness of interventions for providing supplementary food?</b>	
<b>Beneficial</b>	<ul style="list-style-type: none"> <li>• Provide supplementary food to increase adult survival: songbirds</li> </ul>
<b>Likely to be beneficial</b>	<ul style="list-style-type: none"> <li>• Place feeders close to windows to reduce collisions</li> <li>• Provide calcium supplements to increase survival or reproductive success</li> <li>• Provide supplementary food to increase adult survival: cranes</li> <li>• Provide supplementary food to increase reproductive success: gulls, terns and skuas</li> <li>• Provide supplementary food to increase reproductive success: owls</li> <li>• Provide supplementary food to increase reproductive success: raptors</li> <li>• Provide supplementary food to increase reproductive success: songbirds</li> </ul>



<p><b>Unknown effectiveness (limited evidence)</b></p>	<ul style="list-style-type: none"> <li>• Provide perches to improve foraging success</li> <li>• Provide supplementary food through the establishment of food populations</li> <li>• Provide supplementary food to allow the rescue of a second chick</li> <li>• Provide supplementary food to increase adult survival: gamebirds</li> <li>• Provide supplementary food to increase adult survival: gulls, terns and skuas</li> <li>• Provide supplementary food to increase adult survival: hummingbirds</li> <li>• Provide supplementary food to increase adult survival: nectar-feeding songbirds</li> <li>• Provide supplementary food to increase adult survival: pigeons</li> <li>• Provide supplementary food to increase adult survival: raptors</li> <li>• Provide supplementary food to increase adult survival: vultures</li> <li>• Provide supplementary food to increase adult survival: waders</li> <li>• Provide supplementary food to increase adult survival: wildfowl</li> <li>• Provide supplementary food to increase adult survival: woodpeckers</li> <li>• Provide supplementary food to increase reproductive success: auks</li> <li>• Provide supplementary food to increase reproductive success: gamebirds</li> <li>• Provide supplementary food to increase reproductive success: gannets and boobies</li> <li>• Provide supplementary food to increase reproductive success: ibises</li> <li>• Provide supplementary food to increase reproductive success: kingfishers</li> <li>• Provide supplementary food to increase reproductive success: parrots</li> <li>• Provide supplementary food to increase reproductive success: petrels</li> </ul>
--	---

	<ul style="list-style-type: none"><li>• Provide supplementary food to increase reproductive success: pigeons</li><li>• Provide supplementary food to increase reproductive success: rails and coots</li><li>• Provide supplementary food to increase reproductive success: vultures</li><li>• Provide supplementary food to increase reproductive success: waders</li><li>• Provide supplementary food to increase reproductive success: wildfowl</li><li>• Provide supplementary water to increase survival or reproductive success</li></ul>
--	--

## Beneficial

### ● Provide supplementary food to increase adult survival (songbirds)

Seven studies from Europe and the USA found higher densities or larger populations of songbird species in areas close to supplementary food. Six studies from Europe, Canada and Japan found that population trends or densities were no different between fed and unfed areas. Four studies from around the world found that birds had higher survival when supplied with supplementary food. However, in two studies this was only apparent in some individuals or species and one study from the USA found that birds with feeding stations in their territories had lower survival. Six studies from Europe and the USA found that birds supplied with supplementary food were in better physical condition than unfed birds. However, in four studies this was only true for some individuals, species or seasons. Two studies investigated the effect of feeding on behaviours: one in the USA found that male birds spent more time singing when supplied with food and one in Sweden found no behavioural differences between fed and unfed birds. Thirteen studies from the UK, Canada and the USA investigated use of feeders. Four studies from the USA and the UK found high use of supplementary food, with up to 21% of birds' daily energy needs coming from feeders. However, another UK study found very low use of food. The timing of peak feeder use varied. Two trials from the UK found that the use of feeders increased with distance to houses and decreased with distance to cover. Two studies in Canada and the



UK, found that preferences for feeder locations and positions varies between species. *Assessment: beneficial (effectiveness 65%; certainty 75%; harms 0%).*

<http://www.conservationevidence.com/actions/552>

## Likely to be beneficial

### ● Place feeders close to windows to reduce collisions

A randomised, replicated and controlled study in the USA found that fewer birds hit windows, and fewer were killed, when feeders were placed close to windows, compared to when they were placed further away. *Assessment: likely to be beneficial (effectiveness 44%; certainty 43%; harms 0%).*

<http://www.conservationevidence.com/actions/557>

### ● Provide calcium supplements to increase survival or reproductive success

Eight of 13 studies (including a literature review) from across the world found some positive effects of calcium provisioning on birds' productivities (six studies) or health (two studies). Six studies (including the review) found no evidence for positive effects on some of the species studied. One study from Europe found that birds at polluted sites took more calcium supplement than those at cleaner sites. *Assessment: likely to be beneficial (effectiveness 55%; certainty 50%; harms 0%).*

<http://www.conservationevidence.com/actions/559>

### ● Provide supplementary food to increase adult survival (cranes)

A study from Japan and a global literature review found that local crane populations increased after the provision of supplementary food. *Assessment: likely to be beneficial (effectiveness 40%; certainty 40%; harms 15%).*

<http://www.conservationevidence.com/actions/547>

### ● Provide supplementary food to increase reproductive success (gulls, terns and skuas)

Four studies of three experiments from Europe and Alaska found that providing supplementary food increased fledging success or chick survival in two gull species, although a study from the UK found that this was only true for one of two islands. One study from the Antarctic found no effect of feeding parent skuas on productivity. One study from Alaska found increased

chick growth when parents were fed but a study from the Antarctic found no such increase. *Assessment: likely to be beneficial (effectiveness 42%; certainty 41%; harms 0%).*

<http://www.conservationevidence.com/actions/525>

### ● **Provide supplementary food to increase reproductive success (owls)**

Two replicated, controlled trials from Europe and the USA found that owls supplied with supplementary food had higher hatching and fledging rates. The European study, but not the American, also found that fed pairs laid earlier and had larger clutches. The study in the USA also found that owls were no more likely to colonise nest boxes provided with supplementary food. *Assessment: likely to be beneficial (effectiveness 50%; certainty 42%; harms 0%).*

<http://www.conservationevidence.com/actions/533>

### ● **Provide supplementary food to increase reproductive success (raptors)**

A small study in Italy described a small increase in local kite populations following the installation of a feeding station. Four European studies found that kestrels and Eurasian sparrowhawks laid earlier than control birds when supplied with supplementary food. Three studies from the USA and Europe found higher chick survival or condition when parents were supplied with food, whilst three from Europe found fed birds laid larger clutches and another found that fed male hen harriers bred with more females than control birds. Four studies from across the world found no evidence that feeding increased breeding frequency, clutch size, laying date, eggs size or hatching or fledging success. A study from Mauritius found uncertain effects of feeding on Mauritius kestrel reproduction. There was some evidence that the impact of feeding was lower in years with peak numbers of prey species. *Assessment: likely to be beneficial (effectiveness 55%; certainty 52%; harms 0%).*

<http://www.conservationevidence.com/actions/532>

### ● **Provide supplementary food to increase reproductive success (songbirds)**

Two studies from the USA found evidence for higher population densities of magpies and American blackbirds in areas provided with supplementary food, whilst two studies from the UK and Canada found that population densities were not affected by feeding. Twelve studies from across the world



found that productivity was higher for fed birds than controls. Eleven studies from Europe and the USA found that fed birds had the same, or even lower, productivity or chick survival than control birds. Nine studies from Europe and North America found that the eggs of fed birds were larger or heavier, or that the chicks of fed birds were in better physical condition. However, eight studies from across the world found no evidence for better condition or increased size in the eggs or chicks of fed birds. Six studies from across the world found that food-supplemented pairs laid larger clutches, whilst 14 studies from Europe and North America found that fed birds did not lay larger clutches. Fifteen studies from across the world found that birds supplied with supplementary food began nesting earlier than controls, although in two cases only certain individuals, or those in particular habitats, laid earlier. One study found that fed birds had shorter incubations than controls whilst another found that fed birds re-nested quicker and had shorter second incubations. Four studies from the USA and Europe found that fed birds did not lay any earlier than controls. Seven studies from across the world found that fed parent birds showed positive behavioural responses to feeding. However, three studies from across the world found neutral or negative responses to feeding. *Assessment: likely to be beneficial (effectiveness 51%; certainty 85%; harms 6%).*

<http://www.conservationevidence.com/actions/537>

### Unknown effectiveness (limited evidence)

#### ● Provide perches to improve foraging success

One of four studies, from Sweden, found that raptors used clearcuts provided with perches more than clearcuts without perches. Two studies found that birds used perches provided, but a controlled study from the USA found that shrikes did not alter foraging behaviour when perches were present. *Assessment: unknown effectiveness — limited evidence (effectiveness 45%; certainty 30%; harms 0%).*

<http://www.conservationevidence.com/actions/556>

#### ● Provide supplementary food through the establishment of food populations

One of four studies that established prey populations found that wildfowl fed on specially-planted rye grass. Two studies found that cranes in the USA and owls in Canada did not respond to established prey populations. A study



from Sweden found that attempts to increase macroinvertebrate numbers for wildfowl did not succeed. *Assessment: unknown effectiveness — limited evidence (effectiveness 9%; certainty 26%; harms 0%)*..

<http://www.conservationevidence.com/actions/555>

- **Provide supplementary food to allow the rescue of a second chick**

A study from Spain found that second chicks from lammergeier nests survived longer if nests were provided with food, in one case allowing a chick to be rescued. *Assessment: unknown effectiveness — limited evidence (effectiveness 15%; certainty 14%; harms 0%)*.

<http://www.conservationevidence.com/actions/541>

- **Provide supplementary food to increase adult survival (gamebirds)**

Two European studies found increased numbers of birds in fed areas, compared to unfed areas. There was only an increase in the overall population in the study area in one of these studies. Of four studies in the USA on northern bobwhites, one found that birds had higher overwinter survival in fed areas, one found lower survival, one found fed birds had higher body fat percentages and a literature review found no overall effect of feeding. *Assessment: unknown effectiveness — limited evidence (effectiveness 49%; certainty 38%; harms 0%)*.

<http://www.conservationevidence.com/actions/544>

- **Provide supplementary food to increase adult survival (gulls, terns and skuas)**

A study in the Antarctic found that fed female south polar skuas lost more weight whilst feeding two chicks than unfed birds. There was no difference for birds with single chicks, or male birds. *Assessment: unknown effectiveness — limited evidence (effectiveness 0%; certainty 20%; harms 10%)*.

<http://www.conservationevidence.com/actions/548>

- **Provide supplementary food to increase adult survival (hummingbirds)**

Four studies from the USA found that three species of hummingbird preferred higher concentrations of sucrose, consuming more and visiting feeders more frequently. A study from the USA found that hummingbirds



preferentially fed on sugar solutions over artificial sweeteners, and that the viscosity of these solutions did not affect their consumption. Two studies from Mexico and Argentina found that four species showed preferences for sucrose over fructose or glucose and sucrose over a sucrose-glucose mix, but no preference for sucrose over a glucose-fructose mix. A study from the USA found that birds showed a preference for red-dyed sugar solutions over five other colours. A study from the USA found that rufous hummingbirds preferentially fed on feeders that were placed higher. *Assessment: unknown effectiveness – limited evidence (effectiveness 10%; certainty 24%; harms 0%).*

<http://www.conservationevidence.com/actions/550>

### ● Provide supplementary food to increase adult survival (nectar-feeding songbirds)

Two studies from Australia and New Zealand found that ten species of honeyeaters and stitchbirds readily used feeders supplying sugar solutions, with seasonal variations varying between species. A series of *ex situ* trials using southern African birds found that most species preferred sucrose solutions over glucose or fructose. One study found that sunbirds and sugarbirds only showed such a preference at low concentrations. Two studies found that two species showed preferences for sucrose when comparing 20% solutions, although a third species did not show this preference. All species rejected solutions with xylose added. A final study found that sucrose preferences were only apparent at equicaloric concentrations high enough for birds to subsist on. *Assessment: unknown effectiveness – limited evidence (effectiveness 10%; certainty 23%; harms 0%).*

<http://www.conservationevidence.com/actions/553>

### ● Provide supplementary food to increase adult survival (pigeons)

The first of two studies of a recently-released pink pigeon population on Mauritius found that fewer than half the birds took supplementary food. However, the later study found that almost all birds used supplementary feeders. *Assessment: unknown effectiveness – limited evidence (effectiveness 10%; certainty 19%; harms 0%).*

<http://www.conservationevidence.com/actions/549>

● **Provide supplementary food to increase adult survival (raptors)**

Two studies in the USA found that nesting northern goshawks were significantly heavier in territories supplied with supplementary food, compared with those from unfed territories. *Assessment: unknown effectiveness — limited evidence (effectiveness 30%; certainty 23%; harms 0%).*

<http://www.conservationevidence.com/actions/546>

● **Provide supplementary food to increase adult survival (vultures)**

A study from Spain found a large increase in griffon vulture population in the study area following multiple interventions including supplementary feeding. Two studies from the USA and Israel found that vultures fed on the carcasses provided for them. In the study in Israel vultures were sometimes dominated by larger species at a feeding station supplied twice a month, but not at one supplied every day. *Assessment: unknown effectiveness — limited evidence (effectiveness 18%; certainty 18%; harms 0%).*

<http://www.conservationevidence.com/actions/545>

● **Provide supplementary food to increase adult survival (waders)**

A study in Northern Ireland found that waders fed on millet seed when provided, but were dominated by other ducks when larger seeds were provided. *Assessment: unknown effectiveness — limited evidence (effectiveness 22%; certainty 9%; harms 0%).*

<http://www.conservationevidence.com/actions/543>

● **Provide supplementary food to increase adult survival (wildfowl)**

Two studies from Canada and Northern Ireland found that five species of wildfowl readily consumed supplementary grains and seeds. The Canadian study found that fed birds were heavier and had larger hearts or flight muscles or more body fat than controls. *Assessment: unknown effectiveness — limited evidence (effectiveness 14%; certainty 15%; harms 0%).*

<http://www.conservationevidence.com/actions/542>



- **Provide supplementary food to increase adult survival (woodpeckers)**

One replicated, controlled study from the USA found that 12 downy woodpeckers supplied with supplementary food had higher nutritional statuses than unfed birds. However, two analyses of a replicated, controlled study of 378 downy woodpeckers from the USA found that they did not have higher survival rates or nutritional statuses than unfed birds. *Assessment: unknown effectiveness – limited evidence (effectiveness 10%; certainty 30%; harms 0%).*

<http://www.conservationevidence.com/actions/551>

- **Provide supplementary food to increase reproductive success (auks)**

Two replicated studies from the UK found that Atlantic puffin chicks provided with supplementary food were significantly heavier than control chicks, but fed chicks fledged at the same time as controls. A randomised, replicated and controlled study from Canada found that tufted puffin chicks supplied with supplementary food fledged later than controls and that fed chicks had faster growth by some, but not all, metrics. *Assessment: unknown effectiveness – limited evidence (effectiveness 30%; certainty 38%; harms 0%).*

<http://www.conservationevidence.com/actions/524>

- **Provide supplementary food to increase reproductive success (gamebirds)**

A controlled study in Tibet found that Tibetan eared pheasants fed supplementary food laid significantly larger eggs and clutches than control birds. Nesting success and laying dates were not affected. *Assessment: unknown effectiveness – limited evidence (effectiveness 23%; certainty 10%; harms 0%).*

<http://www.conservationevidence.com/actions/527>

- **Provide supplementary food to increase reproductive success (gannets and boobies)**

A small controlled study in Australia found that Australasian gannet chicks were significantly heavier if they were supplied with supplementary food, but only in one of two years. Fledging success of fed nests was also higher, but not significantly so. A randomised replicated and controlled study in the

Galapagos Islands found that fed female Nazca boobies were more likely to produce two-egg clutches, and that second eggs were significantly heavier. *Assessment: unknown effectiveness — limited evidence (effectiveness 33%; certainty 25%; harms 0%).*

<http://www.conservationevidence.com/actions/523>

● **Provide supplementary food to increase reproductive success (ibises)**

A study from China found that breeding success of crested ibis was correlated with the amount of supplementary food provided, although no comparison was made with unfed nests. *Assessment: unknown effectiveness — limited evidence (effectiveness 25%; certainty 11%; harms 0%).*

<http://www.conservationevidence.com/actions/530>

● **Provide supplementary food to increase reproductive success (kingfishers)**

A controlled study in the USA found that belted kingfishers supplied with food had heavier nestlings and were more likely to renest. There was mixed evidence for the effect of feeding on laying date. *Assessment: unknown effectiveness — limited evidence (effectiveness 33%; certainty 13%; harms 0%).*

<http://www.conservationevidence.com/actions/534>

● **Provide supplementary food to increase reproductive success (parrots)**

Two studies from New Zealand found evidence that providing supplementary food for kakapos increased the number of breeding attempts made, whilst a third study found that birds provided with specially-formulated pellets appeared to have larger clutches than those fed on nuts. One study found no evidence that providing food increased the number of nesting attempts. *Assessment: unknown effectiveness — limited evidence (effectiveness 33%; certainty 11%; harms 0%).*

<http://www.conservationevidence.com/actions/536>

● **Provide supplementary food to increase reproductive success (petrels)**

A replicated controlled study in Australia found that Gould's petrel chicks provided with supplementary food had similar fledging rates to both



control and hand-reared birds, but were significantly heavier than other birds. *Assessment: unknown effectiveness — limited evidence (effectiveness 19%; certainty 14%; harms 0%).*

<http://www.conservationevidence.com/actions/522>

● **Provide supplementary food to increase reproductive success (pigeons)**

A study in the UK found no differences in reproductive parameters of European turtle doves between years when food was supplied and those when it was not. *Assessment: unknown effectiveness — limited evidence (effectiveness 0%; certainty 21%; harms 0%).*

<http://www.conservationevidence.com/actions/535>

● **Provide supplementary food to increase reproductive success (rails and coots)**

A small trial in the USA found that fed American coots laid heavier eggs, but not larger clutches, than controls. However, a randomised, replicated and controlled study in Canada found that clutch size, but not egg size, was larger in fed American coot territories. The Canadian study also found that coots laid earlier when fed, whilst a replicated trial from the UK found there was a shorter interval between common moorhens clutches in fed territories, but that fed birds were no more likely to produce second broods. *Assessment: unknown effectiveness — limited evidence (effectiveness 33%; certainty 26%; harms 0%).*

<http://www.conservationevidence.com/actions/528>

● **Provide supplementary food to increase reproductive success (vultures)**

Two studies from the USA and Greece found that there were local increases in two vulture populations following the provision of food in the area. A study from Israel found that a small, regularly supplied feeding station could provide sufficient food for breeding Egyptian vultures. A study from Italy found that a small population of Egyptian vultures declined following the provision of food, and only a single vulture was seen at the feeding station. *Assessment: unknown effectiveness — limited evidence (effectiveness 30%; certainty 24%; harms 0%).*

<http://www.conservationevidence.com/actions/531>

● **Provide supplementary food to increase reproductive success (waders)**

A small controlled trial from the Netherlands found that Eurasian oystercatchers did not produce larger replacement eggs if provided with supplementary food. Instead their eggs were smaller than the first clutch, whereas control females laid larger replacement eggs. *Assessment: unknown effectiveness — limited evidence (effectiveness 0%; certainty 10%; harms 0%).*

<http://www.conservationevidence.com/actions/529>

● **Provide supplementary food to increase reproductive success (wildfowl)**

A small randomised controlled *ex situ* study from Canada found faster growth and higher weights for fed greater snow goose chicks than unfed ones, but no differences in mortality rates. *Assessment: unknown effectiveness — limited evidence (effectiveness 30%; certainty 10%; harms 0%).*

<http://www.conservationevidence.com/actions/526>

● **Provide supplementary water to increase survival or reproductive success**

A controlled study from Morocco found that northern bald ibises provided with supplementary water had higher reproductive success than those a long way from water sources. *Assessment: unknown effectiveness — limited evidence (effectiveness 43%; certainty 14%; harms 0%).*

<http://www.conservationevidence.com/actions/558>

### 3.14.5 Translocations

**Based on the collated evidence, what is the current assessment of the effectiveness of interventions for translocations?**

**Beneficial**

- Translocate birds to re-establish populations or increase genetic variation (birds in general)
- Translocate birds to re-establish populations or increase genetic variation: raptors



<b>Likely to be beneficial</b>	<ul style="list-style-type: none"> <li>• Translocate birds to re-establish populations or increase genetic variation: parrots</li> <li>• Translocate birds to re-establish populations or increase genetic variation: pelicans</li> <li>• Translocate birds to re-establish populations or increase genetic variation: petrels and shearwaters</li> <li>• Translocate birds to re-establish populations or increase genetic variation: rails</li> <li>• Translocate birds to re-establish populations or increase genetic variation: songbirds</li> <li>• Translocate birds to re-establish populations or increase genetic variation: wildfowl</li> <li>• Translocate birds to re-establish populations or increase genetic variation: woodpeckers</li> <li>• Use decoys to attract birds to new sites</li> <li>• Use techniques to increase the survival of species after capture</li> <li>• Use vocalisations to attract birds to new sites</li> </ul>
<b>Trade-off between benefit and harms</b>	<ul style="list-style-type: none"> <li>• Translocate birds to re-establish populations or increase genetic variation: gamebirds</li> </ul>
<b>Unknown effectiveness (limited evidence)</b>	<ul style="list-style-type: none"> <li>• Alter habitats to encourage birds to leave</li> <li>• Ensure translocated birds are familiar with each other before release</li> <li>• Translocate birds to re-establish populations or increase genetic variation: auks</li> <li>• Translocate birds to re-establish populations or increase genetic variation: herons, storks and ibises</li> <li>• Translocate birds to re-establish populations or increase genetic variation: megapodes</li> <li>• Translocate birds to re-establish populations or increase genetic variation: owls</li> <li>• Translocate nests to avoid disturbance</li> </ul>
<b>No evidence found (no assessment)</b>	<ul style="list-style-type: none"> <li>• Ensure genetic variation to increase translocation success</li> </ul>



## Beneficial

- **Translocate birds to re-establish populations or increase genetic variation (birds in general)**

A review of 239 bird translocation programmes found 63–67% resulted in establishment of a self-sustaining population. *Assessment: beneficial (effectiveness 64%; certainty 65%; harms 0%).*

<http://www.conservationevidence.com/actions/566>

- **Translocate birds to re-establish populations or increase genetic variation (raptors)**

Six studies of three translocation programmes in the UK and the USA found that all successfully established populations of white-tailed eagles, red kites and ospreys. A study in Spain found high survival of translocated Montagu's harrier fledglings. *Assessment: beneficial (effectiveness 65%; certainty 66%; harms 0%).*

<http://www.conservationevidence.com/actions/574>

## Likely to be beneficial

- **Translocate birds to re-establish populations or increase genetic variation (parrots)**

Three studies of two translocation programmes from the Pacific and New Zealand found that populations of parrots successfully established on islands after translocation. Survival of translocated birds ranged from 41% to 98% globally. Despite high survival, translocated kakapos in New Zealand had very low reproductive output. *Assessment: likely to be beneficial (effectiveness 50%; certainty 60%; harms 10%).*

<http://www.conservationevidence.com/actions/578>

- **Translocate birds to re-establish populations or increase genetic variation (pelicans)**

Two reviews of a pelican translocation programme in the USA found high survival of translocated nestlings and rapid target population growth. Some growth may have been due to additional immigration from the source populations. *Assessment: likely to be beneficial (effectiveness 55%; certainty 49%; harms 0%).*

<http://www.conservationevidence.com/actions/569>



● **Translocate birds to re-establish populations or increase genetic variation (petrels and shearwaters)**

Three studies from Australia and New Zealand found that colonies of burrow-nesting petrels and shearwaters were successfully established following the translocation and hand-rearing of chicks. *Assessment: likely to be beneficial (effectiveness 60%; certainty 50%; harms 0%).*

<http://www.conservationevidence.com/actions/568>

● **Translocate birds to re-establish populations or increase genetic variation (rails)**

Three studies of two translocation programmes in the Seychelles and New Zealand found high survival rates among translocated rail. All three studies round that the birds bred successfully. *Assessment: likely to be beneficial (effectiveness 54%; certainty 44%; harms 14%).*

<http://www.conservationevidence.com/actions/573>

● **Translocate birds to re-establish populations or increase genetic variation (songbirds)**

Nine studies from across the world, including a review of 31 translocation attempts, found that translocations led to the establishment of songbird populations. Eight studies were on islands. Three studies reported on translocations that failed to establish populations. One study found nesting success decreased as the latitudinal difference between source area and release site increased. *Assessment: likely to be beneficial (effectiveness 50%; certainty 68%; harms 0%).*

<http://www.conservationevidence.com/actions/580>

● **Translocate birds to re-establish populations or increase genetic variation (wildfowl)**

Three studies of two duck translocation programmes in New Zealand and Hawaii found high survival, breeding and successful establishment of new populations. However a study in the USA found that no ducks stayed at the release site and there was high mortality after release. A study in the USA found wing-clipping prevented female ducks from abandoning their ducklings. *Assessment: likely to be beneficial (effectiveness 42%; certainty 50%; harms 19%).*

<http://www.conservationevidence.com/actions/571>

● **Translocate birds to re-establish populations or increase genetic variation (woodpeckers)**

Six studies of four programmes found that >50% translocated birds remained at their new sites, and two studies reported large population increases. Birds from four programmes were reported as forming pairs or breeding and one study round translocated nestlings fledged at similar rates to native chicks. All studies were of red-cockaded woodpeckers. *Assessment: likely to be beneficial (effectiveness 51%; certainty 42%; harms 0%).*

<http://www.conservationevidence.com/actions/577>

● **Use decoys to attract birds to new sites**

Ten studies found that birds nested in areas where decoys were placed or that more birds landed in areas with decoys than control areas. Six studies used multiple interventions at once. One study found that three-dimensional models appeared more effective than two-dimensional ones, and that plastic models were more effective than rag decoys. *Assessment: likely to be beneficial (effectiveness 51%; certainty 45%; harms 0%).*

<http://www.conservationevidence.com/actions/586>

● **Use techniques to increase the survival of species after capture**

A study from the USA found that providing dark, quiet environments with readily-available food and water increased the survival of small songbirds after capture and the probability that they would adapt to captivity. A study from the USA found that keeping birds warm during transit increased survival. *Assessment: likely to be beneficial (effectiveness 49%; certainty 41%; harms 0%).*

<http://www.conservationevidence.com/actions/581>

● **Use vocalisations to attract birds to new sites**

Seven out of ten studies from around the world found that seabirds were more likely to nest or land to areas where vocalisations were played, or moved to new nesting areas after vocalisations were played. Four of these studied multiple interventions at once. Three studies found that birds were no more likely to nest or land in areas where vocalisations were played. *Assessment: likely to be beneficial (effectiveness 45%; certainty 50%; harms 0%).*

<http://www.conservationevidence.com/actions/585>



## Trade-off between benefit and harms

### ● Translocate birds to re-establish populations or increase genetic variation (gamebirds)

Three studies from the USA found that translocation of gamebirds led to population establishment or growth or an increase in lekking sites. Four studies from the USA found that translocated birds had high survival, but two found high mortality in translocated birds. Four studies from the USA found breeding rates among translocated birds were high or similar to resident birds. *Assessment: trade-offs between benefits and harms (effectiveness 50%; certainty 47%; harms 35%).*

<http://www.conservationevidence.com/actions/572>

## Unknown effectiveness (limited evidence)

### ● Alter habitats to encourage birds to leave

A study from Canada found that an entire Caspian tern population moved after habitat was altered at the old colony site, alongside several other interventions. *Assessment: unknown effectiveness — limited evidence (effectiveness 20%; certainty 10%; harms 0%).*

<http://www.conservationevidence.com/actions/587>

### ● Ensure translocated birds are familiar with each other before release

Two studies from New Zealand found no evidence that ensuring birds were familiar with each other increased translocation success. *Assessment: unknown effectiveness — limited evidence (effectiveness 0%; certainty 33%; harms 0%).*

<http://www.conservationevidence.com/actions/582>

### ● Translocate birds to re-establish populations or increase genetic variation (auks)

A study in the USA and Canada found that 20% of translocated Atlantic puffins remained in or near the release site, with up to 7% breeding. *Assessment: unknown effectiveness — limited evidence (effectiveness 36%; certainty 38%; harms 0%).*

<http://www.conservationevidence.com/actions/570>

● **Translocate birds to re-establish populations or increase genetic variation (herons, storks and ibises)**

A study in the USA found that a colony of black-crowned night herons was successfully translocated and bred the year after translocation. *Assessment: unknown effectiveness — limited evidence (effectiveness 44%; certainty 3%; harms 0%).*

<http://www.conservationevidence.com/actions/575>

● **Translocate birds to re-establish populations or increase genetic variation (megapodes)**

A study from Indonesia found that up to 78% maleo eggs hatched after translocation. *Assessment: unknown effectiveness — limited evidence (effectiveness 49%; certainty 29%; harms 0%).*

<http://www.conservationevidence.com/actions/567>

● **Translocate birds to re-establish populations or increase genetic variation (owls)**

A small study from New Zealand found that translocating two male boobooks allowed the establishment of a population when they interbred with a Norfolk Island boobook. A study in the USA found high survival amongst burrowing owls translocated as juveniles, although birds were not seen after release. *Assessment: unknown effectiveness — limited evidence (effectiveness 20%; certainty 19%; harms 0%).*

<http://www.conservationevidence.com/actions/576>

● **Translocate nests to avoid disturbance**

All five studies captured found some success in relocating nests while they were in use, but one found that fewer than half of the burrowing owls studied were moved successfully; a study found that repeated disturbance caused American kestrels to abandon their nest and a study found that one barn swallow abandoned its nest after it was moved. *Assessment: unknown effectiveness — limited evidence (effectiveness 24%; certainty 39%; harms 30%).*

<http://www.conservationevidence.com/actions/584>

**No evidence found (no assessment)**

We have captured no evidence for the following interventions:

- Ensure genetic variation to increase translocation success.

## 3.15 Captive breeding, rearing and releases (*ex situ* conservation)

---

### 3.15.1 Captive breeding

<b>Based on the collated evidence, what is the current assessment of the effectiveness of interventions for captive breeding?</b>	
<b>Likely to be beneficial</b>	<ul style="list-style-type: none"> <li>• Artificially incubate and hand-rear birds in captivity: raptors</li> <li>• Artificially incubate and hand-rear birds in captivity: seabirds</li> <li>• Artificially incubate and hand-rear birds in captivity: songbirds</li> <li>• Artificially incubate and hand-rear birds in captivity: waders</li> <li>• Use captive breeding to increase or maintain populations: raptors</li> </ul>
<b>Unknown effectiveness (limited evidence)</b>	<ul style="list-style-type: none"> <li>• Artificially incubate and hand-rear birds in captivity: bustards</li> <li>• Artificially incubate and hand-rear birds in captivity: cranes</li> <li>• Artificially incubate and hand-rear birds in captivity: gamebirds</li> <li>• Artificially incubate and hand-rear birds in captivity: parrots</li> <li>• Artificially incubate and hand-rear birds in captivity: penguins</li> <li>• Artificially incubate and hand-rear birds in captivity: rails</li> <li>• Artificially incubate and hand-rear birds in captivity: storks and ibises</li> </ul>

	<ul style="list-style-type: none"> <li>• Artificially incubate and hand-rear birds in captivity: vultures</li> <li>• Artificially incubate and hand-rear birds in captivity: wildfowl</li> <li>• Freeze semen for artificial insemination</li> <li>• Use artificial insemination in captive breeding</li> <li>• Use captive breeding to increase or maintain populations: bustards</li> <li>• Use captive breeding to increase or maintain populations: cranes</li> <li>• Use captive breeding to increase or maintain populations: pigeons</li> <li>• Use captive breeding to increase or maintain populations: rails</li> <li>• Use captive breeding to increase or maintain populations: seabirds</li> <li>• Use captive breeding to increase or maintain populations: songbirds</li> <li>• Use captive breeding to increase or maintain populations: storks and ibises</li> <li>• Use captive breeding to increase or maintain populations: tinamous</li> <li>• Use puppets to increase the success of hand-rearing</li> <li>• Wash contaminated semen and use it for artificial insemination</li> </ul>
<p><b>Evidence not assessed</b></p>	<ul style="list-style-type: none"> <li>• Can captive breeding have deleterious effects on individual fitness?</li> </ul>

**Likely to be beneficial**

● **Artificially incubate and hand-rear birds in captivity (raptors)**

Six studies from across the world found high success rates for artificial incubation and hand-rearing of raptors. A replicated and controlled study from France found that artificially incubated raptor eggs had lower hatching success than parent-incubated eggs but fledging success for hand-reared



chicks was similar to wild chicks. A study from Canada found that hand-reared chicks had slower growth and attained a lower weight than parent-reared birds. A replicated study from Mauritius found that hand-rearing of wild eggs had higher success than hand-rearing captive-bred chicks. Three studies that provided methodological comparisons reported that incubation temperature affected hatching success and adding saline to the diet of falcon chicks increased their weight gain. *Assessment: likely to be beneficial (effectiveness 60%; certainty 52%; harms 5%).*

<http://www.conservationevidence.com/actions/614>

### ● Artificially incubate and hand-rear birds in captivity (seabirds)

Five studies from across the world found evidence for the success of hand-rearing seabirds. One small study in Spain found that one of five hand-reared Audouin's gulls successfully bred in the wild. Four studies found that various petrel species successfully fledged after hand-rearing. One controlled study found that fledging rates of hand-reared birds was similar to parent-reared birds, although a study on a single bird found that the chick fledged at a lower weight and later than parent-reared chicks. *Assessment: likely to be beneficial (effectiveness 67%; certainty 45%; harms 2%).*

<http://www.conservationevidence.com/actions/604>

### ● Artificially incubate and hand-rear birds in captivity (songbirds)

Four studies from the USA found high rates of success for artificial incubation and hand-rearing of songbirds. One study found that crow chicks fed more food had higher growth rates, but these rates never matched those of wild birds. *Assessment: likely to be beneficial (effectiveness 51%; certainty 44%; harms 1%).*

<http://www.conservationevidence.com/actions/616>

### ● Artificially incubate and hand-rear birds in captivity (waders)

Three out of four replicated and controlled studies from the USA and New Zealand found that artificially incubated and/or hand-reared waders had higher hatching and fledging success than controls. One study from New Zealand found that hatching success of black stilt was lower for artificially-



incubated eggs. *Assessment: likely to be beneficial (effectiveness 64%; certainty 41%; harms 4%).*

<http://www.conservationevidence.com/actions/611>

### ● **Use captive breeding to increase or maintain populations (raptors)**

Three small studies and a review from around the world found that raptors bred successfully in captivity. Two of these studies found that wild-caught birds bred in captivity after a few years, with one pair of brown goshawks producing 15 young over four years, whilst a study on bald eagle captive breeding found low fertility in captive-bred eggs, but that birds still produced chicks after a year. A review of Mauritius kestrel captive breeding found that 139 independent young were raised over 12 years from 30 eggs and chicks taken from the wild. An update of the same programme found that hand-reared Mauritius kestrels were less successful if they came from captive-bred eggs compared to wild 'harvested' eggs. *Assessment: likely to be beneficial (effectiveness 50%; certainty 41%; harms 10%).*

<http://www.conservationevidence.com/actions/596>

## Unknown effectiveness (limited evidence)

### ● **Artificially incubate and hand-rear birds in captivity (bustards)**

Two reviews of a houbara bustard captive breeding programme in Saudi Arabia found no difference in survival between artificially and parentally incubated eggs, and that removing eggs from clutches as they were laid increased the number laid by females. *Assessment: unknown effectiveness — limited evidence (effectiveness 31%; certainty 10%; harms 0%).*

<http://www.conservationevidence.com/actions/610>

### ● **Artificially incubate and hand-rear birds in captivity (cranes)**

Two studies from the USA found that hand-reared birds showed normal reproductive behaviour and higher survival than parent-reared birds. *Assessment: unknown effectiveness — limited evidence (effectiveness 76%; certainty 31%; harms 0%).*

<http://www.conservationevidence.com/actions/609>



● **Artificially incubate and hand-rear birds in captivity (gamebirds)**

A study in Finland found that hand-reared grey partridges did not take off to fly as effectively as wild-caught birds, potentially making them more vulnerable to predation. *Assessment: unknown effectiveness – limited evidence (effectiveness 11%; certainty 10%; harms 50%).*

<http://www.conservationevidence.com/actions/607>

● **Artificially incubate and hand-rear birds in captivity (parrots)**

Two studies from South America describe the successful hand-rearing of parrot chicks. A review of the kakapo management programme found that chicks could be successfully raised and released, but that eggs incubated from a young age had low success. A study from the USA found that all hand-reared thick-billed parrots died within a month of release: significantly lower survival than for wild-caught birds translocated to the release site. *Assessment: unknown effectiveness – limited evidence (effectiveness 19%; certainty 30%; harms 11%).*

<http://www.conservationevidence.com/actions/615>

● **Artificially incubate and hand-rear birds in captivity (penguins)**

Two replicated and controlled studies from South Africa found that hand-reared and released African penguins had similar survival and breeding success as birds which were not hand-reared. *Assessment: unknown effectiveness – limited evidence (effectiveness 41%; certainty 15%; harms 0%).*

<http://www.conservationevidence.com/actions/605>

● **Artificially incubate and hand-rear birds in captivity (rails)**

A controlled study from New Zealand found that post-release survival of hand-reared takahe was as high as wild-reared birds and that six of ten released females raised chicks. *Assessment: unknown effectiveness – limited evidence (effectiveness 64%; certainty 13%; harms 0%).*

<http://www.conservationevidence.com/actions/608>

● **Artificially incubate and hand-rear birds in captivity (storks and ibises)**

A small study in the USA describes the successful artificial incubation and hand-rearing of two Abdim's stork chicks, whilst a review of northern bald ibis conservation found that only very intensive rearing of a small number of chicks appeared to allow strong bonds, thought to be important for the successful release of birds into the wild, to form between chicks. *Assessment: unknown effectiveness — limited evidence (effectiveness 18%; certainty 10%; harms 0%).*

<http://www.conservationevidence.com/actions/612>

● **Artificially incubate and hand-rear birds in captivity (vultures)**

A study in Peru found that hand-reared Andean condors had similar survival to parent-reared birds after release into the wild. *Assessment: unknown effectiveness — limited evidence (effectiveness 30%; certainty 10%; harms 0%).*

<http://www.conservationevidence.com/actions/613>

● **Artificially incubate and hand-rear birds in captivity (wildfowl)**

Two studies in Canada and India found high success rates for hand-rearing buffleheads and bar-headed geese in captivity. Eggs were artificially incubated or incubated under foster parents. A replicated, controlled study in England found that Hawaiian geese (nene) chicks showed less well-adapted behaviours if they were raised without parental contact. *Assessment: unknown effectiveness — limited evidence (effectiveness 50%; certainty 20%; harms 10%).*

<http://www.conservationevidence.com/actions/606>

● **Freeze semen for artificial insemination**

Two small trials from the USA found that using thawed frozen semen for artificial insemination resulted in low fertility rates. A small trial from the USA found that a cryoprotectant increased fertility rates achieved using frozen semen. *Assessment: unknown effectiveness — limited evidence (effectiveness 10%; certainty 10%; harms 45%).*

<http://www.conservationevidence.com/actions/602>



● **Use artificial insemination in captive breeding**

A replicated study from Saudi Arabia found that artificial insemination could increase fertility in houbara bustards. A study of the same programme and a review found that repeated inseminations increased fertility, with the review arguing that artificial insemination had the potential to be a useful technique. Two studies from the USA found that artificially-inseminated raptors had either zero fertility, or approximately 50%. *Assessment: unknown effectiveness — limited evidence (effectiveness 33%; certainty 21%; harms 0%).*

<http://www.conservationevidence.com/actions/601>

● **Use captive breeding to increase or maintain populations (bustards)**

Four studies of a captive breeding programme in Saudi Arabia reported that the houbara bustard chicks were successfully raised in captivity, with 285 chicks hatched in the 7th year of the project after 232 birds were used to start the captive population. Captive birds bred earlier and appeared to lay more eggs than wild birds. Forty-six percent of captive eggs hatched and 43% of chicks survived to ten years old. *Assessment: unknown effectiveness — limited evidence (effectiveness 41%; certainty 16%; harms 5%).*

<http://www.conservationevidence.com/actions/592>

● **Use captive breeding to increase or maintain populations (cranes)**

A study from Canada over 32 years found that whooping cranes successfully bred in captivity eight years after the first eggs were removed from the wild. *Assessment: unknown effectiveness — limited evidence (effectiveness 51%; certainty 17%; harms 6%).*

<http://www.conservationevidence.com/actions/591>

● **Use captive breeding to increase or maintain populations (pigeons)**

A review of a captive-breeding programme on Mauritius and in the UK found that 42 pink pigeons were successfully bred in captivity. *Assessment: unknown effectiveness — limited evidence (effectiveness 69%; certainty 21%; harms 0%).*

<http://www.conservationevidence.com/actions/597>

● **Use captive breeding to increase or maintain populations (rails)**

A study from Australia found that three pairs of Lord Howe Island woodhens successfully bred in captivity, with 66 chicks being produced over four years. *Assessment: unknown effectiveness — limited evidence (effectiveness 26%; certainty 11%; harms 5%).*

<http://www.conservationevidence.com/actions/590>

● **Use captive breeding to increase or maintain populations (seabirds)**

A study from Spain found that a single pair of Audouin's gulls successfully bred in captivity. *Assessment: unknown effectiveness — limited evidence (effectiveness 20%; certainty 4%; harms 5%).*

<http://www.conservationevidence.com/actions/589>

● **Use captive breeding to increase or maintain populations (songbirds)**

Three studies from Australia and the USA found that three species of songbird bred successfully in captivity. Four out of five pairs of wild-bred, hand-reared puaiohi formed pairs and laid a total of 39 eggs and a breeding population of helmeted honeyeaters was successfully established through a breeding programme. Only one pair of loggerhead shrikes formed pairs from eight wild birds caught and their first clutch died. *Assessment: unknown effectiveness — limited evidence (effectiveness 77%; certainty 31%; harms 5%).*

<http://www.conservationevidence.com/actions/598>

● **Use captive breeding to increase or maintain populations (storks and ibises)**

We captured a small study and a review both from the USA describing the captive breeding of storks. The study found that a pair bred; the review found that only seven of 19 species had been successfully bred in captivity. A review of bald ibis conservation found that 1,150 birds had been produced in captivity from 150 founders over 20 years. However, some projects had failed, and a study from Turkey found that captive birds had lower productivity than wild birds. *Assessment: unknown effectiveness — limited evidence (effectiveness 31%; certainty 30%; harms 8%).*

<http://www.conservationevidence.com/actions/595>



● **Use captive breeding to increase or maintain populations (tinamous)**

A replicated study from Costa Rica found that great tinamous successfully bred in captivity, with similar reproductive success to wild birds. *Assessment: unknown effectiveness — limited evidence (effectiveness 51%; certainty 15%; harms 5%).*

<http://www.conservationevidence.com/actions/588>

● **Use puppets to increase the success of hand-rearing**

Three studies from the USA and Saudi Arabia found that crows and bustards raised using puppets did not have higher survival, dispersal or growth than chicks hand-reared conventionally. *Assessment: unknown effectiveness — limited evidence (effectiveness 4%; certainty 20%; harms 0%).*

<http://www.conservationevidence.com/actions/617>

● **Wash contaminated semen and use it for artificial insemination**

A replicated, controlled study from Spain found that washed, contaminated semen could be used to successfully inseminate raptors. *Assessment: unknown effectiveness — limited evidence (effectiveness 31%; certainty 15%; harms 0%).*

<http://www.conservationevidence.com/actions/603>

## Evidence not assessed

● **Can captive breeding have deleterious effects?**

We captured no studies investigating the effects of captive-breeding on fitness. Three studies using wild and captive populations or museum specimens found physiological or genetic changes in populations that had been bred in captivity. One found that changes were more likely to be caused by extremely low population levels than by captivity.

<http://www.conservationevidence.com/actions/599>

### 3.15.2 Release captive-bred individuals

Based on the collated evidence, what is the current assessment of the effectiveness of interventions for captive breeding?	
Likely to be beneficial	<ul style="list-style-type: none"> <li>• Provide supplementary food after release</li> <li>• Release captive-bred individuals into the wild to restore or augment wild populations: cranes</li> <li>• Release captive-bred individuals into the wild to restore or augment wild populations: raptors</li> <li>• Release captive-bred individuals into the wild to restore or augment wild populations: songbirds</li> <li>• Release captive-bred individuals into the wild to restore or augment wild populations: vultures</li> </ul>
Unknown effectiveness (limited evidence)	<ul style="list-style-type: none"> <li>• Clip birds' wings on release</li> <li>• Release birds as adults or sub-adults not juveniles</li> <li>• Release birds in groups</li> <li>• Release captive-bred individuals into the wild to restore or augment wild populations: bustards</li> <li>• Release captive-bred individuals into the wild to restore or augment wild populations: gamebirds</li> <li>• Release captive-bred individuals into the wild to restore or augment wild populations: owls</li> <li>• Release captive-bred individuals into the wild restore or augment wild populations: parrots</li> <li>• Release captive-bred individuals into the wild to restore or augment wild populations: pigeons</li> <li>• Release captive-bred individuals into the wild to restore or augment wild populations: rails</li> <li>• Release captive-bred individuals into the wild to restore or augment wild populations: storks and ibises</li> <li>• Release captive-bred individuals into the wild to restore or augment wild populations: waders</li> <li>• Release captive-bred individuals into the wild to restore or augment wild populations: wildfowl</li> <li>• Release chicks and adults in 'coveys'</li> <li>• Use 'anti-predator training' to improve survival after release</li> </ul>



	<ul style="list-style-type: none"> <li>• Use appropriate populations to source released populations</li> <li>• Use 'flying training' before release</li> <li>• Use holding pens at release sites</li> <li>• Use microlites to help birds migrate</li> </ul>
--	---

## Likely to be beneficial

### ● Provide supplementary food after release

All three studies captured found that released birds used supplementary food provided. One study from Australia found that malleefowl had higher survival when provided with food and a study from Peru found that supplementary food could be used to increase the foraging ranges of Andean condors after release. *Assessment: likely to be beneficial (effectiveness 45%; certainty 48%; harms 0%).*

<http://www.conservationevidence.com/actions/639>

### ● Release captive-bred individuals into the wild to restore or augment wild populations (cranes)

Four studies of five release programmes from the USA and Russia found that released cranes had high survival or bred in the wild. Two studies from two release programmes in the USA found low survival of captive-bred eggs fostered to wild birds compared with wild eggs, or a failure to increase the wild flock size. A worldwide review found that releases of migratory species were more successful if birds were released into existing flocks, and for non-migratory populations. One study from the USA found that birds released as sub-adults had higher survival than birds cross-fostered to wild birds. *Assessment: likely to be beneficial (effectiveness 55%; certainty 50%; harms 5%).*

<http://www.conservationevidence.com/actions/621>

### ● Release captive-bred individuals into the wild to restore or augment wild populations (raptors)

Five studies of three release programmes from across the world found the establishment or increase of wild populations of falcons. Five studies from the USA found high survival of released raptors although one study from Australia found that a wedge-tailed eagle had to be taken back into



captivity after acting aggressively towards humans, and another Australian study found that only one of 15 brown goshawks released was recovered. *Assessment: likely to be beneficial (effectiveness 69%; certainty 56%; harms 10%).*

<http://www.conservationevidence.com/actions/626>

### ● **Release captive-bred individuals into the wild to restore or augment wild populations (songbirds)**

A study in Mauritius describes the establishment of a population of Mauritius fody following the release of captive-bred individuals. Four studies of three release programmes on Hawaii found high survival of all three species released, with two thrush species successfully breeding. A replicated, controlled study from the USA found that shrike pairs with captive-bred females had lower reproductive success than pairs where both parents were wild-bred. *Assessment: likely to be beneficial (effectiveness 42%; certainty 40%; harms 5%).*

<http://www.conservationevidence.com/actions/630>

### ● **Release captive-bred individuals into the wild to restore or augment wild populations (vultures)**

Four studies of two release programmes found that release programmes led to large population increases in Andean condors in Colombia and griffon vultures in France. A small study in Peru found high survival of released Andean condors over 18 months, with all fatalities occurring in the first six months after release. *Assessment: likely to be beneficial (effectiveness 73%; certainty 54%; harms 0%).*

<http://www.conservationevidence.com/actions/625>

## **Unknown effectiveness (limited evidence)**

### ● **Clip birds' wings on release**

Two of four studies found that bustards and geese had lower survival when released into holding pens with clipped wings compared to birds released without clipped wings. One study found no differences in survival for clipped or unclipped northern bald ibis. One study found that adult geese released with clipped wings survived better than geese released before they were able to fly. *Assessment: unknown effectiveness — limited evidence (effectiveness 10%; certainty 30%; harms 5%).*

<http://www.conservationevidence.com/actions/633>



● **Release birds as adults or sub-adults not juveniles**

Three out of nine studies from across the world found that birds released as sub-adults had higher survival than those released as juveniles. Two studies found lower survival of wing-clipped sub-adult geese and bustards, compared with juveniles and one study found lower survival of all birds released as sub-adults, compared to those released as juveniles. Three studies found no differences in survival for birds released at different ages, although one found higher reproduction in birds released at greater ages. *Assessment: unknown effectiveness – limited evidence (effectiveness 35%; certainty 15%; harms 19%).*

<http://www.conservationevidence.com/actions/636>

● **Release birds in groups**

A study from New Zealand found that released stilts were more likely to move long distances after release if they were released in larger groups. *Assessment: unknown effectiveness – limited evidence (effectiveness 32%; certainty 26%; harms 2%).*

<http://www.conservationevidence.com/actions/634>

● **Release captive-bred individuals into the wild to restore or augment wild populations (bustards)**

Three reviews of a release programme for houbara bustard in Saudi Arabia found low initial survival of released birds, but the establishment of a breeding population and an overall success rate of 41%. The programme tested many different release techniques, the most successful of which was release of sub-adults, which were able to fly, into a large enclosure. *Assessment: unknown effectiveness – limited evidence (effectiveness 34%; certainty 26%; harms 5%).*

<http://www.conservationevidence.com/actions/622>

● **Release captive-bred individuals into the wild to restore or augment wild populations (gamebirds)**

One of five studies from across the world found that releasing gamebirds established a population or bolstered an existing population. A review of a reintroduction programme in Pakistan found some breeding success in released cheer pheasants, but habitat change at the release site then excluded released birds. Three studies from Europe and the USA found that released birds had low survival, low reproductive success and no impact on the wild

population. *Assessment: unknown effectiveness — limited evidence (effectiveness 5%; certainty 35%; harms 1%).*

<http://www.conservationevidence.com/actions/619>

● **Release captive-bred individuals into the wild to restore or augment wild populations (owls)**

A study in the USA found that a barn owl population was established following the release of 157 birds in the area over three years. A replicated, controlled study in Canada found that released burrowing owls had similar reproductive output but higher mortality than wild birds. *Assessment: unknown effectiveness — limited evidence (effectiveness 24%; certainty 15%; harms 0%).*

<http://www.conservationevidence.com/actions/627>

● **Release captive-bred individuals into the wild to restore or augment wild populations (parrots)**

A study from Venezuela found that the population of yellow-shouldered amazons increased significantly following the release of captive-bred birds along with other interventions. A study in Costa Rica and Peru found high survival and some breeding of scarlet macaw after release. Three replicated studies in the USA, Dominican Republic and Puerto Rico found low survival in released birds, although the Puerto Rican study also found that released birds bred successfully. *Assessment: unknown effectiveness — limited evidence (effectiveness 50%; certainty 30%; harms 3%).*

<http://www.conservationevidence.com/actions/629>

● **Release captive-bred individuals into the wild to restore or augment wild populations (pigeons)**

A single review of a captive-release programme in Mauritius found that that released pink pigeons had a first year survival of 36%. *Assessment: unknown effectiveness — limited evidence (effectiveness 20%; certainty 5%; harms 1%).*

<http://www.conservationevidence.com/actions/628>

● **Release captive-bred individuals into the wild to restore or augment wild populations (rails)**

One study from Australia found that released Lord Howe Island woodhens successfully bred in the wild, re-establishing a wild population and a study from the UK found high survival of released corncrake in the first summer



after release. A replicated study in New Zealand found very low survival of North Island weka following release, mainly due to predation. *Assessment: unknown effectiveness – limited evidence (effectiveness 26%; certainty 16%; harms 0%).*

<http://www.conservationevidence.com/actions/620>

● **Release captive-bred individuals into the wild to restore or augment wild populations (storks and ibises)**

A replicated study and a review of northern bald ibis release programmes in Europe and the Middle East found that only one of four resulted in a wild population being established or supported, with many birds dying or dispersing, rather than forming stable colonies. *Assessment: unknown effectiveness – limited evidence (effectiveness 20%; certainty 20%; harms 2%).*

<http://www.conservationevidence.com/actions/624>

● **Release captive-bred individuals into the wild to restore or augment wild populations (waders)**

A review of black stilt releases in New Zealand found that birds had low survival (13–20%) and many moved away from their release sites. *Assessment: unknown effectiveness – limited evidence (effectiveness 10%; certainty 5%; harms 15%).*

<http://www.conservationevidence.com/actions/623>

● **Release captive-bred individuals into the wild to restore or augment wild populations (wildfowl)**

Two studies of reintroduction programmes of ducks in New Zealand found high survival of released birds and population establishment. A study from Alaska found low survival of released cackling geese, but the population recovered from 1,000 to 6,000 birds after releases and the control of mammalian predators. A review of a reintroduction programme from Hawaii found that the release of Hawaiian geese (nene) did not result in the establishment of a self-sustaining population. Two studies from Canada found very low return rates for released ducks with one finding no evidence for survival of released birds over two years, although there was some evidence that breeding success was higher for released birds than wild ones. *Assessment: unknown effectiveness – limited evidence (effectiveness 30%; certainty 24%; harms 0%).*

<http://www.conservationevidence.com/actions/618>

### ● **Release chicks and adults in ‘coveys’**

Two out of three studies found that geese and partridges released in coveys had higher survival than young birds released on their own or adults released in pairs. A study from Saudi Arabia found that bustard chicks had low survival when released in coveys with flightless females. *Assessment: unknown effectiveness — limited evidence (effectiveness 40%; certainty 36%; harms 6%).*

<http://www.conservationevidence.com/actions/635>

### ● **Use ‘anti-predator training’ to improve survival after release**

Both studies captured found higher survival for birds given predator training before release, compared with un-trained birds. One found that using a live fox, but not a model, for training increased survival in bustards, but that several birds were injured during training. *Assessment: unknown effectiveness — limited evidence (effectiveness 50%; certainty 20%; harms 9%).*

<http://www.conservationevidence.com/actions/637>

### ● **Use appropriate populations to source released populations**

Two studies from Europe found that birds from populations near release sites adapted better and in one case had higher reproductive productivity than those from more distant populations. *Assessment: unknown effectiveness — limited evidence (effectiveness 53%; certainty 31%; harms 0%).*

<http://www.conservationevidence.com/actions/631>

### ● **Use ‘flying training’ before release**

A study from the Dominican Republic found that parrots had higher first-year survival if they were given pre-release flying training. *Assessment: unknown effectiveness — limited evidence (effectiveness 30%; certainty 10%; harms 0%).*

<http://www.conservationevidence.com/actions/638>

### ● **Use holding pens at release sites**

Three of four studies from North America and Saudi Arabia found that birds released into holding pens were more likely to form pairs or had higher survival than birds released into the open. One study found that parrots released into pens had lower survival than those released without preparation. A review of northern bald ibis releases found that holding pens could be



used to prevent birds from migrating from the release site and so increase survival. *Assessment: unknown effectiveness — limited evidence (effectiveness 51%; certainty 36%; harms 2%).*

<http://www.conservationevidence.com/actions/632>

● **Use microlites to help birds migrate**

A study from Europe found that northern bald ibises followed a microlite south in the winter but failed to make the return journey the next year. *Assessment: unknown effectiveness — limited evidence (effectiveness 3%; certainty 5%; harms 5%).*

<http://www.conservationevidence.com/actions/640>



# 4. FARMLAND CONSERVATION

**Lynn V. Dicks, Joscelyne E. Ashpole, Juliana Dänhardt, Katy James, Annelie Jönsson, Nicola Randall, David A. Showler, Rebecca K. Smith, Susan Turpie, David R. Williams & William J. Sutherland**

## **Expert assessors**

**Lynn V. Dicks**, University of Cambridge, UK

**Ian Hodge**, University of Cambridge, UK

**Clunie Keenleyside**, Institute for European Environmental Policy, UK

**Will Peach**, Royal Society for the Protection of Birds, UK

**Nicola Randall**, Harper Adams University, UK

**Jörn Scharlemann**, United Nations Environment Programme – World Conservation Monitoring Centre, UK

**Gavin Siriwardena**, British Trust for Ornithology, UK

**Henrik Smith**, Lund University, Sweden

**Rebecca K. Smith**, University of Cambridge, UK

**William J. Sutherland**, University of Cambridge, UK

**Scope of assessment:** for native farmland wildlife in northern and western Europe (European countries west of Russia, but not south of France, Switzerland, Austria, Hungary and Romania).

**Assessed:** 2014.

**Effectiveness measure** is the % of experts that answered yes to the question: based on the evidence presented does this intervention benefit wildlife? (Yes, no or don't know).

**Certainty measure** is the median % score for the question: how much do we understand the extent to which this intervention benefits wildlife on farmland? (0 = no evidence, 100% = certainty).

**Harm measure** was not scored for this synopsis.



This book is meant as a guide to the evidence available for different conservation interventions and as a starting point in assessing their effectiveness. The assessments are based on the available evidence for the target group of species for each intervention. The assessment may therefore refer to different species or habitat to the one(s) you are considering. Before making any decisions about implementing interventions it is vital that you read the more detailed accounts of the evidence in order to assess their relevance for your study species or system.

Full details of the evidence are available at  
**[www.conservationevidence.com](http://www.conservationevidence.com)**

There may also be significant negative side-effects on the target groups or other species or communities that have not been identified in this assessment.

A lack of evidence means that we have been unable to assess whether or not an intervention is effective or has any harmful impacts.

# 4.1 All farming systems

---

Based on the collated evidence, what is the current assessment of the effectiveness of interventions for all farming systems?	
<b>Beneficial</b>	<ul style="list-style-type: none"> <li>• Create uncultivated margins around intensive arable or pasture fields</li> <li>• Plant grass buffer strips/margins around arable or pasture fields</li> <li>• Plant nectar flower mixture/wildflower strips</li> <li>• Plant wild bird seed or cover mixture</li> <li>• Provide or retain set-aside areas in farmland</li> </ul>
<b>Likely to be beneficial</b>	<ul style="list-style-type: none"> <li>• Manage ditches to benefit wildlife</li> <li>• Manage hedgerows to benefit wildlife (includes no spray, gap-filling and laying)</li> <li>• Pay farmers to cover the costs of conservation measures</li> <li>• Provide supplementary food for birds or mammals</li> </ul>
<b>Unknown effectiveness (limited evidence)</b>	<ul style="list-style-type: none"> <li>• Connect areas of natural or semi-natural habitat</li> <li>• Increase the proportion of natural or semi-natural habitat in the farmed landscape</li> <li>• Make direct payments per clutch for farmland birds</li> <li>• Manage the agricultural landscape to enhance floral resources</li> <li>• Mark bird nests during harvest or mowing</li> <li>• Plant new hedges</li> <li>• Provide nest boxes for bees (solitary bees or bumblebees)</li> <li>• Provide nest boxes for birds</li> <li>• Provide other resources for birds (water, sand for bathing)</li> <li>• Provide refuges during harvest or mowing</li> </ul>

<p><b>No evidence found (no assessment)</b></p>	<ul style="list-style-type: none"> <li>• Apply ‘cross compliance’ environmental standards linked to all subsidy payments</li> <li>• Implement food labelling schemes relating to biodiversity-friendly farming (organic, LEAF marque)</li> <li>• Introduce nest boxes stocked with solitary bees</li> <li>• Maintain in-field elements such as field islands and rockpiles</li> <li>• Manage stone-faced hedge banks to benefit wildlife</li> <li>• Manage woodland edges to benefit wildlife</li> <li>• Plant in-field trees (not farm woodland)</li> <li>• Protect in-field trees (includes management such as pollarding and surgery)</li> <li>• Provide badger gates</li> <li>• Provide foraging perches (e.g. for shrikes)</li> <li>• Provide otter holts</li> <li>• Provide red squirrel feeders</li> <li>• Reduce field size (or maintain small fields)</li> <li>• Restore or maintain dry stone walls</li> <li>• Support or maintain low-intensity agricultural systems</li> </ul>
---	--

## Beneficial

### ● Create uncultivated margins around intensive arable or pasture fields

Twenty studies (including one randomized, replicated, controlled trial) from seven countries found uncultivated margins support more invertebrates, small mammal species or higher plant diversity than other habitats. Four studies (including two replicated studies from the UK) found positive associations between birds and uncultivated margins. Fifteen studies (including one randomized, replicated, controlled trial) from four countries found naturally regenerated margins had lower invertebrate or plant abundance or diversity than conventional fields or sown margins. Six studies (one randomized, replicated, controlled) from three countries found uncultivated margins did

not have higher plant or invertebrate abundance or diversity than cropped or sown margins. *Assessment: beneficial (effectiveness 100%; certainty 63%).*

<http://www.conservationevidence.com/actions/63>

### ● **Plant grass buffer strips/margins around arable or pasture fields**

Twenty studies (including two randomized, replicated, controlled studies) from four countries found grass margins benefited invertebrates, including increases in abundance or diversity. Nine studies (including two replicated, controlled trials) from the UK found grass buffer strips benefit birds, with increased numbers, diversity or use. Seven replicated studies (four controlled, two randomized) from two countries found grass buffer strips increased plant cover and species richness, a review found benefits to plants. Five studies (two replicated, controlled) from two countries found benefits to small mammals. Six (including three replicated, controlled trials) from two countries found no clear effect on invertebrate or bird numbers. *Assessment: beneficial (effectiveness 90%; certainty 65%).*

<http://www.conservationevidence.com/actions/246>

### ● **Plant nectar flower mixture/wildflower strips**

Forty-one studies (including one randomized, replicated, controlled trial) from eight countries found flower strips increased invertebrate numbers or diversity. Ten studies (two replicated, controlled) found invertebrates visited flower strips. Fifteen studies (two randomized, replicated, controlled) found mixed or negative effects on invertebrates. Seventeen studies (one randomized, replicated, controlled) from seven countries found more plants or plant species on flower strips, four did not. Five studies (two randomized, replicated, controlled) from two countries found bird numbers, diversity or use increased in flower strips, two studies did not. Five studies (four replicated) found increases in small mammal abundance or diversity in flower strips. *Assessment: beneficial (effectiveness 100%; certainty 75%).*

<http://www.conservationevidence.com/actions/442>

### ● **Plant wild bird seed or cover mixture**

Fifteen studies (including a systematic review) from the UK found fields sown with wild bird cover mix had more birds or bird species than other farmland habitats. Six studies (including two replicated trials) from the UK found birds used wild bird cover more than other habitats. Nine replicated

studies from France and the UK found mixed or negative effects on birds. Eight studies (including two randomized, replicated, controlled studies) from the UK found wild bird cover had more invertebrates, four (including two replicated trials) found mixed or negative effects on invertebrate numbers. Six studies (including two replicated, controlled trials) from the UK found wild bird cover mix benefited plants, two replicated studies did not. *Assessment: beneficial (effectiveness 100%; certainty 65%).*

<http://www.conservationevidence.com/actions/594>

### ● **Provide or retain set-aside areas in farmland**

Thirty-seven studies (one systematic review, no randomized, replicated, controlled trials) compared use of set-aside areas with control farmed fields. Twenty-one (including the systematic review) showed benefits to, or higher use by, all wildlife groups considered. Thirteen studies found some species or groups used set-aside more than crops; others did not. Two found higher Eurasian skylark reproductive success and one study found lower success on set-aside than control fields. Four studies found set-aside had no effect on wildlife, one found an adverse effect. Two studies found neither insects nor small mammals preferred set-aside. *Assessment: beneficial (effectiveness 90%; certainty 70%).*

<http://www.conservationevidence.com/actions/156>

## Likely to be beneficial

### ● **Manage ditches to benefit wildlife**

Five studies (including one replicated, controlled study) from the UK and the Netherlands found ditch management had positive effects on numbers, diversity or biomass of some or all invertebrates, amphibians, birds or plants studied. Three studies from the Netherlands and the UK (including two replicated site comparisons) found negative or no clear effects on plants or some birds. *Assessment: likely to be beneficial (effectiveness 40%; certainty 45%).*

<http://www.conservationevidence.com/actions/135>

### ● **Manage hedgerows to benefit wildlife (includes no spray, gap-filling and laying)**

Ten studies from the UK and Switzerland (including one randomized, replicated, controlled trial) found managing hedges for wildlife increased berry yields, diversity or abundance of plants, invertebrates or birds. Five

UK studies (including one randomized, replicated, controlled trial) found plants, bees and farmland birds were unaffected by hedge management. Two replicated studies found hedge management had mixed effects on invertebrates or reduced hawthorn berry yield. *Assessment: likely to be beneficial (effectiveness 70%; certainty 50%).*

<http://www.conservationevidence.com/actions/116>

### ● **Pay farmers to cover the cost of conservation measures (as in agri-environment schemes)**

For birds, twenty-four studies (including one systematic review) found increases or more favourable trends in bird populations, while eleven studies (including one systematic review) found negative or no effects of agri-environment schemes. For plants, three studies found more plant species, two found fewer plant species and seven found little or no effect of agri-environment schemes. For invertebrates, five studies found increases in abundance or species richness, while six studies found little or no effect of agri-environment schemes. For mammals, one replicated study found positive effects of agri-environment schemes and three studies found mixed effects in different regions or for different species. *Assessment: likely to be beneficial (effectiveness 60%; certainty 50%).*

<http://www.conservationevidence.com/actions/700>

### ● **Provide supplementary food for birds or mammals**

Nine studies (two randomized, replicated, controlled) from France, Sweden and the UK found providing supplementary food increased abundance, overwinter survival or productivity of some birds. Two of the studies did not separate the effects of several interventions. Four studies (one replicated, controlled and one randomized, replicated) from Finland and the UK found some birds or mammals used supplementary food. Six replicated studies (three controlled) from Sweden and the UK found no clear effect on some birds or plants. *Assessment: likely to be beneficial (effectiveness 90%; certainty 50%).*

<http://www.conservationevidence.com/actions/648>

## **Unknown effectiveness (limited evidence)**

### ● **Connect areas of natural or semi-natural habitat**

All four studies (including two replicated trials) from the Czech Republic, Germany and the Netherlands investigating the effects of linking patches

of natural or semi-natural habitat found some colonization by invertebrates or mammals. Colonization by invertebrates was slow or its extent varied between taxa. *Assessment: unknown effectiveness — limited evidence (effectiveness 0%; certainty 15%).*

<http://www.conservationevidence.com/actions/579>

### ● **Increase the proportion of semi-natural habitat in the farmed landscape**

Of five studies monitoring the effects of the Swiss Ecological Compensation Areas scheme at a landscape scale (including three replicated site comparisons), one found an increase in numbers of birds of some species, two found no effect on birds and three found some species or groups increasing and others decreasing. *Assessment: unknown effectiveness — limited evidence (effectiveness 20%; certainty 20%).*

<http://www.conservationevidence.com/actions/145>

### ● **Make direct payments per clutch for farmland birds**

Two replicated, controlled studies from the Netherlands found per clutch payments did not increase overall bird numbers. A replicated site comparison from the Netherlands found more birds bred on 12.5 ha plots under management including per-clutch payments but there were no differences at the field-scale. *Assessment: unknown effectiveness — limited evidence (effectiveness 0%; certainty 20%).*

<http://www.conservationevidence.com/actions/146>

### ● **Manage the agricultural landscape to enhance floral resources**

A large replicated, controlled study from the UK found the number of long-tongued bumblebees on field margins was positively correlated with the number of 'pollen and nectar' agri-environment agreements in a 10 km square. *Assessment: unknown effectiveness — limited evidence (effectiveness 40%; certainty 10%).*

<http://www.conservationevidence.com/actions/362>

### ● **Mark bird nests during harvest or mowing**

A replicated study from the Netherlands found that marked northern lapwing nests were less likely to fail as a result of farming operations than unmarked

nests. *Assessment: unknown effectiveness — limited evidence (effectiveness 20%; certainty 15%).*

<http://www.conservationevidence.com/actions/148>

### ● **Plant new hedges**

Two studies (including one replicated trial) from France and the UK found new hedges had more invertebrates or plant species than fields or field margins. A review found new hedges had more ground beetles than older hedges. However, an unreplicated site comparison from Germany found only two out of 85 ground beetle species dispersed along new hedges. A review found lower pest outbreaks in areas with new hedges. *Assessment: unknown effectiveness — limited evidence (effectiveness 60%; certainty 25%).*

<http://www.conservationevidence.com/actions/538>

### ● **Provide nest boxes for bees (solitary bees or bumblebees)**

Ten studies (nine replicated) from Germany, Poland and the UK found solitary bee nest boxes were used by bees. Two replicated trials from the UK found bumblebee nest boxes had very low uptake. Two replicated studies found the local population size or number of emerging red mason bees increased when nest boxes were provided. A replicated trial in Germany found the number of occupied solitary bee nests almost doubled over three years with repeated nest box provision. *Assessment: unknown effectiveness — limited evidence (effectiveness 90%; certainty 38%).*

<http://www.conservationevidence.com/actions/80>

### ● **Provide nest boxes for birds**

Two studies (including one before-and-after trial) from the Netherlands and the UK found providing nest boxes increased the number of clutches or breeding adults of two bird species. A replicated study from Switzerland found nest boxes had mixed effects on the number of broods produced by two species. Eight studies (six replicated) from five countries found nest boxes were used by birds. A controlled study from the UK found one species did not use artificial nest sites. Three replicated studies (one paired) from the UK and Sweden found box location influenced use or nesting success. *Assessment: unknown effectiveness — limited evidence (effectiveness 30%; certainty 23%).*

<http://www.conservationevidence.com/actions/155>



### ● **Provide other resources for birds (water, sand for bathing)**

A small study in France found grey partridge density was higher in areas where water, shelter, sand and food were provided. *Assessment: unknown effectiveness — limited evidence (effectiveness 0%; certainty 1%).*

<http://www.conservationevidence.com/actions/117>

### ● **Provide refuges during harvest or mowing**

A replicated study from France found mowing refuges reduced contact between mowing machinery and unfledged quails and corncrakes. A replicated controlled study and a review from the UK found Eurasian skylark did not use nesting refuges more than other areas. *Assessment: unknown effectiveness — limited evidence (effectiveness 20%; certainty 11%).*

<http://www.conservationevidence.com/actions/147>

## **No evidence found (no assessment)**

We have captured no evidence for the following interventions:

- Apply 'cross compliance' environmental standards linked to all subsidy payments
- Implement food labelling schemes relating to biodiversity-friendly farming (organic, LEAF marque)
- Introduce nest boxes stocked with solitary bees
- Maintain in-field elements such as field islands and rockpiles
- Manage stone-faced hedge banks to benefit wildlife
- Manage woodland edges to benefit wildlife
- Plant in-field trees (not farm woodland)
- Protect in-field trees (includes management such as pollarding and surgery)
- Provide badger gates
- Provide foraging perches (e.g. for shrikes)
- Provide otter holts
- Provide red squirrel feeders
- Reduce field size (or maintain small fields)
- Restore or maintain dry stone walls
- Support or maintain low intensity agricultural systems

## 4.2 Arable farming

---

<b>Based on the collated evidence, what is the current assessment of the effectiveness of interventions for arable farming systems?</b>	
<b>Beneficial</b>	<ul style="list-style-type: none"> <li>• Create skylark plots</li> <li>• Leave cultivated, uncropped margins or plots (includes 'lapwing plots')</li> </ul>
<b>Likely to be beneficial</b>	<ul style="list-style-type: none"> <li>• Create beetle banks</li> <li>• Leave overwinter stubbles</li> <li>• Reduce tillage</li> <li>• Undersow spring cereals, with clover for example</li> </ul>
<b>Unknown effectiveness (limited evidence)</b>	<ul style="list-style-type: none"> <li>• Convert or revert arable land to permanent grassland</li> <li>• Create rotational grass or clover leys</li> <li>• Increase crop diversity</li> <li>• Plant cereals in wide-spaced rows</li> <li>• Plant crops in spring rather than autumn</li> <li>• Plant nettle strips</li> <li>• Sow rare or declining arable weeds</li> </ul>
<b>No evidence found (no assessment)</b>	<ul style="list-style-type: none"> <li>• Add 1% barley into wheat crop for corn buntings</li> <li>• Create corn bunting plots</li> <li>• Leave unharvested cereal headlands within arable fields</li> <li>• Use new crop types to benefit wildlife (such as perennial cereal crops)</li> </ul>
<b>Evidence not assessed</b>	<ul style="list-style-type: none"> <li>• Implement 'mosaic management', a Dutch agri-environment option</li> <li>• Plant more than one crop per field (intercropping)</li> <li>• Take field corners out of management</li> </ul>

## Beneficial

### ● Create skylark plots

All four studies (two replicated, controlled trials) from Switzerland and the UK investigating the effect of skylark plots on Eurasian skylarks found positive effects, including increases in population size. A replicated study from Denmark found skylarks used undrilled patches in cereal fields. Three studies (one replicated, controlled) from the UK found benefits to plants and invertebrates. Two replicated studies (one controlled) from the UK found no significant differences in numbers of invertebrates or seed-eating songbirds. *Assessment: beneficial (effectiveness 100%; certainty 80%).*

<http://www.conservationevidence.com/actions/540>

### ● Leave cultivated, uncropped margins or plots (includes 'lapwing plots')

Seventeen of nineteen individual studies looking at uncropped, cultivated margins or plots (including one replicated, randomized, controlled trial) primarily from the UK found benefits to some or all target farmland bird species, plants, invertebrates or mammals. Two studies (one replicated) from the UK found no effect on ground beetles or most farmland birds. Two replicated site comparisons from the UK found cultivated, uncropped margins were associated with lower numbers of some bird species or age groups in some areas. *Assessment: beneficial (effectiveness 100%; certainty 65%).*

<http://www.conservationevidence.com/actions/562>

## Likely to be beneficial

### ● Create beetle banks

Five reports from two replicated studies (one controlled) and a review from Denmark and the UK found beetle banks had positive effects on invertebrate numbers, diversity or distributions. Five replicated studies (two controlled) found lower or no difference in invertebrate numbers. Three studies (including a replicated, controlled trial) from the UK found beetle banks, alongside other management, had positive effects on bird numbers or usage. Three studies (one replicated site comparison) from the UK found mixed or no effects on birds, two found negative on no clear effects on plants. Two studies

(one controlled) from the UK found harvest mice nested on beetle banks. *Assessment: likely to be beneficial (effectiveness 80%; certainty 60%).*

<http://www.conservationevidence.com/actions/651>

### ● **Leave overwinter stubbles**

Eighteen studies investigated the effects of overwinter stubbles. Thirteen studies (including two replicated site comparisons and a systematic review) from Finland, Switzerland and the UK found leaving overwinter stubbles benefits some plants, invertebrates, mammals or birds. Three UK studies (one randomized, replicated, controlled) found only certain birds were positively associated with overwinter stubbles. *Assessment: likely to be beneficial (effectiveness 90%; certainty 50%).*

<http://www.conservationevidence.com/actions/695>

### ● **Reduce tillage**

Thirty-four studies (including seven randomized, replicated, controlled trials) from nine countries found reducing tillage had some positive effects on invertebrates, weeds or birds. Twenty-seven studies (including three randomized, replicated, controlled trials) from nine countries found reducing tillage had negative or no clear effects on some invertebrates, plants, mammals or birds. Three of the studies did not distinguish between the effects of reducing tillage and reducing chemical inputs. *Assessment: likely to be beneficial (effectiveness 60%; certainty 60%).*

<http://www.conservationevidence.com/actions/126>

### ● **Undersow spring cereals, with clover for example**

Eleven studies (including three randomized, replicated, controlled trials) from Denmark, Finland, Switzerland and the UK found undersowing spring cereals benefited some birds, plants or invertebrates, including increases in numbers or species richness. Five studies (including one replicated, randomized, controlled trial) from Austria, Finland and the UK found no benefits to invertebrates, plants or some birds. *Assessment: likely to be beneficial (effectiveness 60%; certainty 43%).*

<http://www.conservationevidence.com/actions/136>

## Unknown effectiveness (limited evidence)

### ● Convert or revert arable land to permanent grassland

All seven individual studies (including two replicated, controlled trials) from the Czech Republic, Denmark and the UK looking at the effects of reverting arable land to grassland found no clear benefits to birds, mammals or plants. *Assessment: unknown effectiveness — limited evidence (effectiveness 0%; certainty 20%).*

<http://www.conservationevidence.com/actions/561>

### ● Create rotational grass or clover leys

A controlled study from Finland found more spiders and fewer pest insects in clover leys than the crop. A replicated study from the UK found grass leys had fewer plant species than other conservation habitats. A UK study found newer leys had lower earthworm abundance and species richness than older leys. *Assessment: unknown effectiveness — limited evidence (effectiveness 0%; certainty 10%).*

<http://www.conservationevidence.com/actions/643>

### ● Increase crop diversity

Four studies (including one replicated, controlled trial) from Belgium, Germany and Hungary found more ground beetle or plant species or individuals in fields with crop rotations or on farms with more crops in rotation than monoculture fields. *Assessment: unknown effectiveness — limited evidence (effectiveness 0%; certainty 9%).*

<http://www.conservationevidence.com/actions/560>

### ● Plant cereals in wide-spaced rows

Two studies (one randomized, replicated, controlled) from the UK found planting cereals in wide-spaced rows had inconsistent, negative or no effects on plant and invertebrate abundance or species richness. *Assessment: unknown effectiveness — limited evidence (effectiveness 0%; certainty 18%).*

<http://www.conservationevidence.com/actions/564>

### ● Plant crops in spring rather than autumn

Seven studies (including two replicated, controlled trials) from Denmark, Sweden and the UK found sowing crops in spring had positive effects on

farmland bird numbers or nesting rates, invertebrate numbers or weed diversity or density. Three of the studies found the effects were seasonal. A review of European studies found fewer invertebrates in spring wheat than winter wheat. *Assessment: unknown effectiveness — limited evidence (effectiveness 40%; certainty 35%).*

<http://www.conservationevidence.com/actions/137>

### ● Plant nettle strips

A small study from Belgium found nettle strips in field margins had more predatory invertebrate species than the crop, but fewer individuals than the crop or natural nettle stands. *Assessment: unknown effectiveness — limited evidence (effectiveness 50%; certainty 10%).*

<http://www.conservationevidence.com/actions/118>

### ● Sow rare or declining arable weeds

Two randomized, replicated, controlled studies from the UK identified factors important in establishing rare or declining arable weeds, including type of cover crop, cultivation and herbicide treatment. *Assessment: unknown effectiveness — limited evidence (effectiveness 40%; certainty 15%).*

<http://www.conservationevidence.com/actions/642>

## No evidence found (no assessment)

We have captured no evidence for the following interventions:

- Add 1% barley into wheat crop for corn buntings
- Create corn bunting plots
- Leave unharvested cereal headlands in arable fields
- Use new crop types to benefit wildlife (such as perennial cereal crops)

## Evidence not assessed

### ● Implement 'mosaic management', a Dutch agri-environment option

A replicated, controlled before-and-after study from the Netherlands found mosaic management had mixed effects on population trends of wading bird species. A replicated, paired sites study from the Netherlands found one bird

species had higher productivity under mosaic management. *Assessment: this intervention has not been assessed.*

<http://www.conservationevidence.com/actions/130>

● **Plant more than one crop per field (intercropping)**

All five studies (including three randomized, replicated, controlled trials) from the Netherlands, Poland, Switzerland and the UK looking at the effects of planting more than one crop per field found increases in the number of earthworms or ground beetles. *Assessment: this intervention has not been assessed.*

<http://www.conservationevidence.com/actions/124>

● **Take field corners out of management**

A replicated site comparison from the UK found a positive correlation between grey partridge overwinter survival and taking field corners out of management. Brood size, ratio of young to old birds and density changes were unaffected. *Assessment: this intervention has not been assessed.*

<http://www.conservationevidence.com/actions/128>

## 4.3 Perennial (non-timber) crops

---

Based on the collated evidence, what is the current assessment of the effectiveness of interventions for perennial (non-timber) crops?	
<b>Unknown effectiveness (limited evidence)</b>	<ul style="list-style-type: none"><li>• Maintain traditional orchards</li></ul>
<b>No evidence found (no assessment)</b>	<ul style="list-style-type: none"><li>• Manage short-rotation coppice to benefit wildlife (includes 8m rides)</li><li>• Restore or create traditional orchards</li></ul>

### Unknown effectiveness (limited evidence)

#### ● Maintain traditional orchards

A replicated, controlled site comparison from Germany found more plant species in mown orchards than grazed or abandoned ones, but found no effects on wasps or bees. Two replicated site comparisons from Germany and Switzerland found traditional orchards managed under agri-environment schemes either did not have more plant species than controls or offered no clear benefits to birds. *Assessment: unknown effectiveness – limited evidence (effectiveness 10%; certainty 15%).*

<http://www.conservationevidence.com/actions/703>

### No evidence found (no assessment)

We have captured no evidence for the following interventions:

- Manage short-rotation coppice to benefit wildlife (includes 8 m rides)
- Restore or create traditional orchards



## 4.4 Livestock farming

---

<b>Based on the collated evidence, what is the current assessment of the effectiveness of interventions for livestock farming?</b>	
<b>Beneficial</b>	<ul style="list-style-type: none"> <li>• Restore or create species-rich semi-natural grassland</li> <li>• Use mowing techniques to reduce mortality</li> </ul>
<b>Likely to be beneficial</b>	<ul style="list-style-type: none"> <li>• Delay mowing or first grazing date on grasslands</li> <li>• Leave uncut strips of rye grass on silage fields</li> <li>• Maintain species-rich, semi-natural grassland</li> <li>• Maintain traditional water meadows (includes management for breeding and/or wintering waders/waterfowl)</li> <li>• Maintain upland heath/moorland</li> <li>• Reduce management intensity on permanent grasslands (several interventions at once)</li> <li>• Restore or create traditional water meadows</li> </ul>
<b>Unknown effectiveness (limited evidence)</b>	<ul style="list-style-type: none"> <li>• Add yellow rattle seed <i>Rhinanthus minor</i> to hay meadows</li> <li>• Employ areas of semi-natural habitat for rough grazing (includes salt marsh, lowland heath, bog, fen)</li> <li>• Exclude livestock from semi-natural habitat (including woodland)</li> <li>• Maintain wood pasture and parkland</li> <li>• Plant cereals for whole crop silage</li> <li>• Raise mowing height on grasslands</li> <li>• Restore or create upland heath/moorland</li> <li>• Restore or create wood pasture</li> <li>• Use traditional breeds of livestock</li> </ul>

<b>Likely to be ineffective or harmful</b>	<ul style="list-style-type: none"> <li>• Reduce grazing intensity on grassland (including seasonal removal of livestock)</li> </ul>
<b>No evidence found (no assessment)</b>	<ul style="list-style-type: none"> <li>• Maintain rush pastures</li> <li>• Mark fencing to avoid bird mortality</li> <li>• Plant Brassica fodder crops (grazed <i>in situ</i>)</li> </ul>
<b>Evidence not assessed</b>	<ul style="list-style-type: none"> <li>• Create open patches or strips in permanent grassland</li> <li>• Provide short grass for birds</li> <li>• Use mixed stocking</li> </ul>

## Beneficial

### ● Restore or create species-rich, semi-natural grassland

Twenty studies (including three randomized, replicated, controlled trials) from six countries found restored species-rich, semi-natural grasslands had similar invertebrate, plant or bird diversity or abundance to other grasslands. Seven studies (two randomized, replicated, controlled trials) from five countries found no clear effect on plant or invertebrate numbers, three replicated studies (of which two site comparisons) from two countries found negative effects. Forty studies (including six randomized, replicated, controlled trials) from nine countries identified effective techniques for restoring species-rich grassland. *Assessment: beneficial (effectiveness 100%; certainty 73%).*

<http://www.conservationevidence.com/actions/133>

### ● Use mowing techniques to reduce mortality

Seven studies (including two replicated trials, one controlled and one randomized) from Germany, Ireland, Switzerland and the UK found mowing techniques that reduced mortality or injury in amphibians, birds, invertebrates or mammals. A review found the UK corncrake population increased around the same time that Corncrake Friendly Mowing was introduced and a replicated trial found mowing from the field centre outwards reduced corncrake chick mortality. *Assessment: beneficial (effectiveness 100%; certainty 78%).*

<http://www.conservationevidence.com/actions/698>

## Likely to be beneficial

### ● **Delay mowing or first grazing date on grasslands**

Eight studies (including a European systematic review) from the Netherlands, Sweden and the UK found delaying mowing or grazing benefited some or all plants, invertebrates or birds, including increases in numbers or productivity. Three reviews found the UK corncrake population increased following management that included delayed mowing. Six studies (including a European systematic review) from five countries found no clear effect on some plants, invertebrates or birds. *Assessment: likely to be beneficial (effectiveness 60%; certainty 45%).*

<http://www.conservationevidence.com/actions/131>

### ● **Leave uncut strips of rye grass on silage fields**

Four studies (including two replicated, controlled trials) from the UK found uncut strips of rye grass benefited some birds, with increased numbers. A randomized, replicated, controlled study from the UK found higher ground beetle diversity on uncut silage plots, but only in the third study year. *Assessment: likely to be beneficial (effectiveness 80%; certainty 49%).*

<http://www.conservationevidence.com/actions/132>

### ● **Maintain species-rich, semi-natural grassland**

Nine studies (including two randomized, replicated before-and-after trials) from Switzerland and the UK looked at the effectiveness of agri-environment schemes in maintaining species-rich grassland and all except one found mixed results. All twelve studies (including a systematic review) from six countries looking at grassland management options found techniques that improved or maintained vegetation quality. A site comparison from Finland and Russia found butterfly communities were more affected by grassland age and origin than present management. *Assessment: likely to be beneficial (effectiveness 80%; certainty 60%).*

<http://www.conservationevidence.com/actions/702>

### ● **Maintain traditional water meadows (includes management for breeding and/or wintering waders/ waterfowl)**

Four studies (including a replicated site comparison) from Belgium, Germany, the Netherlands and the UK found maintaining traditional water meadows

increased numbers of some birds or plant diversity. One bird species declined. Two studies (including a replicated site comparison from the Netherlands) found mixed or inconclusive effects on birds, plants or wildlife generally. A replicated study from the UK found productivity of one wading bird was too low to sustain populations in some areas of wet grassland managed for wildlife. *Assessment: likely to be beneficial (effectiveness 56%; certainty 50%).*

<http://www.conservationevidence.com/actions/696>

### ● **Maintain upland heath/moorland**

Eight studies (including one randomized, replicated, controlled trial) from the UK found management, including reducing grazing, can help to maintain the conservation value of upland heath or moorland. Benefits included increased numbers of plants or invertebrates. Three studies (including a before-and-after trial) from the UK found management to maintain upland heath or moorland had mixed effects on some wildlife groups. Four studies (including a controlled site comparison) from the UK found reducing grazing had negative impacts on soil organisms, but a randomized, replicated before-and-after study found heather cover declined where grazing intensity had increased. *Assessment: likely to be beneficial (effectiveness 90%; certainty 50%).*

<http://www.conservationevidence.com/actions/647>

### ● **Reduce management intensity on permanent grasslands (several interventions at once)**

Eleven studies (including four replicated site comparisons) from three countries found reducing management intensity benefited plants. Sixteen studies (including four paired site comparisons) from four countries found benefits to some or all invertebrates. Five studies (including one paired, replicated site comparison) from four countries found positive effects on some or all birds. Twenty-one studies (including two randomized, replicated, controlled trials) from six countries found no clear effects of reducing management intensity on some or all plants, invertebrates or birds. Five studies (including two paired site comparisons) from four countries found negative effects on plants, invertebrates or birds. *Assessment: likely to be beneficial (effectiveness 100%; certainty 60%).*

<http://www.conservationevidence.com/actions/69>

### ● **Restore or create traditional water meadows**

Three studies (two before-and-after trials) from Sweden and the UK looked at bird numbers following water meadow restoration, one found increases, one found increases and decreases, one found no increases. Seventeen studies (two randomized, replicated, controlled) from six countries found successful techniques for restoring wet meadow plant communities. Three studies (one replicated, controlled) from four countries found restoration of wet meadow plant communities had reduced or limited success. *Assessment: likely to be beneficial (effectiveness 100%; certainty 50%).*

<http://www.conservationevidence.com/actions/119>

## Unknown effectiveness (limited evidence)

### ● **Add yellow rattle seed *Rhinanthus minor* to hay meadows**

A review from the UK reported that hay meadows had more plant species when yellow rattle was present. A randomized, replicated controlled trial in the UK found yellow rattle could be established by 'slot seeding'. *Assessment: unknown effectiveness — limited evidence (effectiveness 70%; certainty 20%).*

<http://www.conservationevidence.com/actions/129>

### ● **Employ areas of semi-natural habitat for rough grazing (includes salt marsh, lowland heath, bog, fen)**

Three studies (two replicated) from the UK and unspecified European countries found grazing had positive effects on birds, butterflies or biodiversity generally. A series of site comparisons from the UK found one bird species used heathland managed for grazing as feeding but not nesting sites. Two studies (one replicated site comparison) from the UK found grazing had negative effects on two bird species. *Assessment: unknown effectiveness — limited evidence (effectiveness 20%; certainty 10%).*

<http://www.conservationevidence.com/actions/697>

### ● **Exclude livestock from semi-natural habitat (including woodland)**

Three studies (including one randomized, replicated, controlled trial) from Ireland and the UK found excluding livestock from semi-natural habitats

benefited plants and invertebrates. Three studies (one replicated, controlled and one replicated paired sites comparison) from Ireland and the UK did not find benefits to plants or birds. Two studies (one replicated, controlled and a review) from Poland and the UK found limited or mixed effects. *Assessment: unknown effectiveness — limited evidence (effectiveness 20%; certainty 15%).*

<http://www.conservationevidence.com/actions/150>

### ● **Maintain wood pasture and parkland**

A randomized, replicated, controlled trial in Sweden found annual mowing on wood pasture maintained the highest number of plant species. *Assessment: unknown effectiveness — limited evidence (effectiveness 40%; certainty 10%).*

<http://www.conservationevidence.com/actions/649>

### ● **Plant cereals for whole crop silage**

A replicated study from the UK found cereal-based whole crop silage had higher numbers of some birds than other crops. A review from the UK reported that seed-eating birds avoided cereal-based whole crop silage in winter, but used it as much as spring barley in summer. *Assessment: unknown effectiveness — limited evidence (effectiveness 80%; certainty 28%).*

<http://www.conservationevidence.com/actions/149>

### ● **Raise mowing height on grasslands**

Three studies (including one replicated, controlled trial) from the UK or unspecified European countries found raised mowing heights caused less damage to amphibians and invertebrates or increased Eurasian skylark productivity. Two studies (one randomized, replicated, controlled) from the UK found no effect on bird or invertebrate numbers and a replicated study from the UK found young birds had greater foraging success in shorter grass. *Assessment: unknown effectiveness — limited evidence (effectiveness 0%; certainty 35%).*

<http://www.conservationevidence.com/actions/138>

### ● **Restore or create upland heath/moorland**

A small trial in northern England found moorland restoration increased the number of breeding northern lapwing. A UK review concluded that vegetation changes were slow during the restoration of heather moorland

from upland grassland. *Assessment: unknown effectiveness — limited evidence (effectiveness 78%; certainty 20%).*

<http://www.conservationevidence.com/actions/650>

### ● **Restore or create wood pasture**

A replicated, controlled trial in Belgium found survival and growth of tree seedlings planted in pasture was enhanced when they were protected from grazing. A replicated study in Switzerland found cattle browsing had negative effects on tree saplings. *Assessment: unknown effectiveness — limited evidence (effectiveness 40%; certainty 5%).*

<http://www.conservationevidence.com/actions/644>

### ● **Use traditional breeds of livestock**

Three studies (one replicated) from the UK found the breed of livestock affected vegetation structure, invertebrate communities and the amount of plants grazed. A replicated trial from France, Germany and the UK found no difference in the number of plant species or the abundance of birds, invertebrates or mammals between areas grazed by traditional or commercial livestock. *Assessment: unknown effectiveness — limited evidence (effectiveness 0%; certainty 20%).*

<http://www.conservationevidence.com/actions/539>

## **Likely to be ineffective or harmful**

### ● **Reduce grazing intensity on grassland (including seasonal removal of livestock)**

Fifteen studies (including three randomized, replicated, controlled trials) from four countries found reducing grazing intensity benefited birds, invertebrates or plants. Three studies (including one randomized, replicated, controlled trial) from the Netherlands and the UK found no benefit to plants or invertebrates. Nine studies (including a systematic review) from France, Germany and the UK found mixed effects for some or all wildlife groups. The systematic review concluded that intermediate grazing levels are usually optimal but different wildlife groups are likely to have different grazing requirements. *Assessment: likely to be ineffective (effectiveness 30%; certainty 70%).*

<http://www.conservationevidence.com/actions/704>

## No evidence found (no assessment)

We have captured no evidence for the following interventions:

- Maintain rush pastures
- Mark fencing to avoid bird mortality
- Plant brassica fodder crops (grazed *in situ*)

## Evidence not assessed

### ● Create open patches or strips in permanent grassland

A randomized, replicated, controlled study from the UK found more Eurasian skylarks used fields containing open strips, but numbers varied. A randomized, replicated, controlled study from the UK found insect numbers on grassy headlands initially dropped when strips were cleared. *Assessment: this intervention has not been assessed.*

<http://www.conservationevidence.com/actions/563>

### ● Provide short grass for birds

A replicated UK study found two bird species spent more time foraging on short grass than longer grass. *Assessment: this intervention has not been assessed.*

<http://www.conservationevidence.com/actions/115>

### ● Use mixed stocking

A replicated, controlled study in the UK found more spiders, harvestmen and pseudoscorpions in grassland grazed by sheep-only than grassland grazed by sheep and cattle. Differences were only found when suction sampling not pitfall-trapping. *Assessment: this intervention has not been assessed.*

<http://www.conservationevidence.com/actions/93>



## 4.5 Threat: Residential and commercial development

---

Based on the collated evidence, what is the current assessment of the effectiveness of interventions for residential and commercial development?	
<b>Unknown effectiveness (limited evidence)</b>	<ul style="list-style-type: none"><li>• Provide owl nest boxes (tawny owl, barn owl)</li></ul>
<b>No evidence found (no assessment)</b>	<ul style="list-style-type: none"><li>• Maintain traditional farm buildings</li><li>• Provide bat boxes, bat grilles, improvements to roosts</li></ul>

### Unknown effectiveness (limited evidence)

#### ● Provide owl nest boxes (tawny owl, barn owl)

Two studies (one before-and-after study) from the Netherlands and the UK found providing nest boxes increased barn owl populations. A replicated study from the UK found a decrease in the proportion of breeding barn owls was not associated with the number of nest boxes. *Assessment: unknown effectiveness — limited evidence (effectiveness 100%; certainty 33%).*

<http://www.conservationevidence.com/actions/154>

### No evidence found (no assessment)

We have captured no evidence for the following interventions:

- Maintain traditional farm buildings
- Provide bat boxes, bat grilles, improvements to roosts

## 4.6 Threat: Agri-chemicals

---

Based on the collated evidence, what is the current assessment of the effectiveness of interventions for agri-chemicals?	
<b>Beneficial</b>	<ul style="list-style-type: none"><li>• Leave headlands in fields unsprayed (conservation headlands)</li><li>• Reduce fertilizer, pesticide or herbicide use generally</li><li>• Use organic rather than mineral fertilisers</li></ul>
<b>Likely to be beneficial</b>	<ul style="list-style-type: none"><li>• Reduce chemical inputs in grassland management</li></ul>
<b>Unknown effectiveness (limited evidence)</b>	<ul style="list-style-type: none"><li>• Provide buffer strips alongside water courses (rivers and streams)</li><li>• Restrict certain pesticides</li></ul>
<b>No evidence found (no assessment)</b>	<ul style="list-style-type: none"><li>• Buffer in-field ponds</li></ul>
<b>Evidence not assessed</b>	<ul style="list-style-type: none"><li>• Make selective use of spring herbicides</li></ul>

### Beneficial

#### ● Leave headlands in fields unsprayed (conservation headlands)

Twenty-two studies from 14 experiments (including two randomized, replicated, controlled) from five countries found conservation headlands had higher invertebrate or plant diversity than other habitats, twelve studies from ten experiments (three randomized, replicated, controlled) did not.

Twenty-seven studies from 15 experiments (of which 13 replicated, controlled) from five countries found positive effects on abundance or behaviour of some wildlife groups. Nineteen studies from 13 experiments (12 replicated, controlled) from four countries found similar, or lower, numbers of birds, invertebrates or plants on conservation headlands than other habitats. *Assessment: beneficial (effectiveness 90%; certainty 75%).*

<http://www.conservationevidence.com/actions/652>

### ● **Reduce fertilizer, pesticide or herbicide use generally**

Thirty-four studies (including a systematic review) from 10 countries found reducing fertilizer, pesticide or herbicide inputs benefited some invertebrates, plants or birds. Twenty-five studies (including seven randomized, replicated, controlled trials) from eight countries found negative or no clear effects on some invertebrates, plants or birds. *Assessment: beneficial (effectiveness 100%; certainty 70%).*

<http://www.conservationevidence.com/actions/139>

### ● **Use organic rather than mineral fertilizers**

Fourteen studies (including four randomized, replicated, controlled trials) from six countries found areas treated with organic rather than mineral fertilizers had more plants or invertebrates or higher diversity. A randomized, replicated, controlled trial from the UK found no effect on weed numbers. Two studies (including a small trial from Belgium) found organic fertilizers benefited invertebrates, a UK review found that in large quantities they did not. *Assessment: beneficial (effectiveness 100%; certainty 70%).*

<http://www.conservationevidence.com/actions/134>

## Likely to be beneficial

### ● **Reduce chemical inputs in grassland management**

Six studies (including a randomized, replicated, controlled before-and-after trial) from three countries found stopping fertilizer inputs on grassland improved plant or invertebrate species richness or abundance. Two reviews from the Netherlands and the UK found no or low fertilizer input grasslands favour some birds and invertebrates. Five studies (two replicated trials of which one randomized and one replicated) from three countries found

no clear effects on invertebrates or plants. *Assessment: likely to be beneficial (effectiveness 90%; certainty 60%).*

<http://www.conservationevidence.com/actions/694>

### Unknown effectiveness (limited evidence)

#### ● Provide buffer strips alongside water courses (rivers and streams)

Three studies (including one replicated site comparison) from the Netherlands and the UK found riparian buffer strips increased diversity or abundance of plants, invertebrates or birds and supported vegetation associated with water vole habitats. Two replicated site comparisons from France and Ireland found farms with buffer strips did not have more plant species than farms without strips. *Assessment: unknown effectiveness — limited evidence (effectiveness 10%; certainty 15%).*

<http://www.conservationevidence.com/actions/120>

#### ● Restrict certain pesticides

A small UK study found two fungicides that reduced insect abundance less than an alternative. A replicated, controlled trial in Switzerland found applying slug pellets in a band at the field edge was as effective as spreading the pellets across the field. *Assessment: unknown effectiveness — limited evidence (effectiveness 50%; certainty 5%).*

<http://www.conservationevidence.com/actions/565>

### No evidence found (no assessment)

We have captured no evidence for the following intervention:

- Buffer in-field ponds

### Evidence not assessed

#### ● Make selective use of spring herbicides

A randomized, replicated, controlled study from the UK found spring herbicides had some benefits for beneficial weeds and arthropods. *Assessment: this intervention has not been assessed.*

<http://www.conservationevidence.com/actions/98>

## 4.7 Threat: Transport and service corridors

---

**Based on the collated evidence, what is the current assessment of the effectiveness of interventions for transport and service corridors?**

**No evidence found  
(no assessment)**

- Manage land under power lines to benefit wildlife

### **No evidence found (no assessment)**

We have captured no evidence for the following intervention:

- Manage land under power lines to benefit wildlife

## 4.8 Threat: Hunting and trapping (for pest control, food or sport)

---

Based on the collated evidence, what is the current assessment of the effectiveness of interventions for hunting and trapping (for pest control, food or sport)?	
<b>Unknown effectiveness (limited evidence)</b>	<ul style="list-style-type: none"> <li>• Enforce legislation to protect birds against persecution</li> <li>• Provide 'sacrificial' grasslands to reduce the impact of wild geese on crops</li> </ul>
<b>No evidence found (no assessment)</b>	<ul style="list-style-type: none"> <li>• Avoid use of lead shot</li> <li>• Use alerts to reduce grey partridge by-catch during shoots</li> </ul>
<b>Evidence not assessed</b>	<ul style="list-style-type: none"> <li>• Use scaring devices (e.g. gas guns) and other deterrents to reduce persecution of native species</li> </ul>

### Unknown effectiveness (limited evidence)

#### ● Enforce legislation to protect birds against persecution

Two before-and-after studies from Denmark and the UK found increased numbers or survival of raptors under legislative protection. *Assessment: unknown effectiveness – limited evidence (effectiveness 90%; certainty 18%).*

<http://www.conservationevidence.com/actions/101>

● **Provide ‘sacrificial’ grasslands to reduce the impact of wild geese on crops**

All six studies from the UK (including four replicated, controlled trials) found that managing grasslands for geese increased the number of geese using these areas. Four of these studies found geese were moving within the study sites. *Assessment: unknown effectiveness — limited evidence (effectiveness 20%; certainty 5%).*

<http://www.conservationevidence.com/actions/641>

**No evidence found (no assessment)**

We have captured no evidence for the following interventions:

- Avoid use of lead shot
- Use alerts to reduce grey partridge by-catch during shoots

**Evidence not assessed**

● **Use scaring devices (e.g. gas guns) and other deterrents to reduce persecution of native species**

A replicated, controlled trial in Germany found phosphorescent tape was more effective than normal yellow tape at deterring one of three mammal species. *Assessment: this intervention has not been assessed.*

<http://www.conservationevidence.com/actions/645>

## 4.9 Threat: Natural system modification

---

Based on the collated evidence, what is the current assessment of the effectiveness of interventions for natural system modification?	
<b>Likely to be beneficial</b>	<ul style="list-style-type: none"> <li>• Raise water levels in ditches or grassland</li> </ul>
<b>Unknown effectiveness (limited evidence)</b>	<ul style="list-style-type: none"> <li>• Create scrapes and pools</li> <li>• Manage heather by swiping to simulate burning</li> <li>• Manage heather, gorse or grass by burning</li> <li>• Remove flood defence banks to allow inundation</li> </ul>
<b>No evidence found (no assessment)</b>	<ul style="list-style-type: none"> <li>• Re-wet moorland</li> </ul>

### Likely to be beneficial

#### ● Raise water levels in ditches or grassland

Eight studies (including two replicated, controlled trials) from Denmark, the Netherlands and the UK found raising water levels increased numbers of birds, invertebrates or plants or allowed wet grassland plant species to establish more rapidly. Three studies (two replicated) from the Netherlands and the UK found raising water levels had negative, limited or no effects on plants or birds. A replicated study from the UK found unflooded pastures had a greater weight of soil invertebrates than flooded pastures. *Assessment: likely to be beneficial (effectiveness 100%; certainty 55%).*

<http://www.conservationevidence.com/actions/121>



## Unknown effectiveness (limited evidence)

### ● Create scrapes and pools

Five studies (including a replicated, controlled, paired trial) from Sweden and the UK found creating scrapes and pools provided habitat for birds, invertebrates or plants or increased invertebrate diversity. Two replicated studies (one controlled, paired) from Ireland and the UK found mixed or no differences in invertebrate numbers between created ponds and controls or natural ponds. A study in Sweden found fewer fish species in constructed than natural wetlands. *Assessment: unknown effectiveness — limited evidence (effectiveness 100%; certainty 28%).*

<http://www.conservationevidence.com/actions/153>

### ● Manage heather by swiping to simulate burning

A replicated, controlled trial from the UK found heather moorland subject to flailing had fewer plant species than burned plots but more species than unflailed plots. *Assessment: unknown effectiveness — limited evidence (effectiveness 40%; certainty 9%).*

<http://www.conservationevidence.com/actions/151>

### ● Manage heather, gorse or grass by burning

A long-term replicated, controlled trial in Switzerland found burning of chalk grassland did not increase the number of plant species. A replicated, controlled trial in the UK found more plant species on burned than unburned heather moorland. *Assessment: unknown effectiveness — limited evidence (effectiveness 10%; certainty 5%).*

<http://www.conservationevidence.com/actions/152>

### ● Remove flood defence banks to allow inundation

A controlled before-and-after study from the UK found a stretch of river that was allowed to flood had more bird species and territories than a channelized section. A study from Belgium found flooding and mowing increased plant species richness in meadow plots. *Assessment: unknown effectiveness — limited evidence (effectiveness 80%; certainty 10%).*

<http://www.conservationevidence.com/actions/122>



## **No evidence found (no assessment)**

We have captured no evidence for the following intervention:

- Re-wet moorland

## 4.10 Threat: Invasive and other problematic species

---

<b>Based on the collated evidence, what is the current assessment of the effectiveness of interventions for invasive and other problematic species?</b>	
<b>Likely to be beneficial</b>	<ul style="list-style-type: none"> <li>• Control predatory mammals and birds (foxes, crows, stoats and weasels)</li> </ul>
<b>Unknown effectiveness (limited evidence)</b>	<ul style="list-style-type: none"> <li>• Control scrub</li> <li>• Control weeds without damaging other plants in conservation areas</li> <li>• Protect individual nests of ground-nesting birds</li> </ul>
<b>No evidence found (no assessment)</b>	<ul style="list-style-type: none"> <li>• Control grey squirrels</li> <li>• Erect predator-proof fencing around important breeding sites for waders</li> <li>• Manage wild deer numbers</li> <li>• Remove coarse fish</li> </ul>
<b>Evidence not assessed</b>	<ul style="list-style-type: none"> <li>• Control bracken</li> <li>• Control invasive non-native plants on farmland (such as Himalayan balsam, Japanese knotweed)</li> <li>• Control mink</li> <li>• Provide medicated grit for grouse</li> </ul>



## Likely to be beneficial

### ● Control predatory mammals and birds (foxes, crows, stoats and weasels)

Eight studies (including a systematic review) from France and the UK found predator control (sometimes alongside other interventions) increased the abundance, population size or productivity of some birds. A randomized, replicated, controlled study from the UK did not. *Assessment: likely to be beneficial (effectiveness 90%; certainty 60%).*

<http://www.conservationevidence.com/actions/699>

## Unknown effectiveness (limited evidence)

### ● Control scrub

A replicated site comparison from the UK found the number of young grey partridge per adult was negatively associated with management that included scrub control. *Assessment: unknown effectiveness — limited evidence (effectiveness 0%; certainty 2%).*

<http://www.conservationevidence.com/actions/127>

### ● Control weeds without damaging other plants in conservation areas

Two studies (one randomized, replicated, controlled) from the UK found that after specific plants were controlled, new plants established or diversity increased. A replicated, controlled laboratory and grassland study found a specific herbicide had negative impacts on one beetle species. Eleven studies investigated different methods of controlling plants. *Assessment: unknown effectiveness — limited evidence (effectiveness 90%; certainty 28%).*

<http://www.conservationevidence.com/actions/123>

### ● Protect individual nests of ground-nesting birds

Two randomized, replicated, controlled studies from Sweden found nest exclosures increased measures of ground-nesting bird productivity, however both found bird numbers or adult predation rates were unaffected or negatively affected by exclosures. *Assessment: unknown effectiveness — limited evidence (effectiveness 30%; certainty 13%).*

<http://www.conservationevidence.com/actions/108>

## No evidence found (no assessment)

We have captured no evidence for the following interventions:

- Control grey squirrels
- Erect predator-proof fencing around important breeding sites for waders
- Manage wild deer numbers
- Remove coarse fish

## Evidence not assessed

### ● Control bracken

A systematic review found repeated herbicide applications reduced bracken abundance but cutting may be equally effective. A laboratory trial found the same herbicide could inhibit the growth of mosses under certain conditions. *Assessment: this intervention has not been assessed.*

<http://www.conservationevidence.com/actions/105>

### ● Control invasive non-native plants on farmland (such as Himalayan balsam, Japanese knotweed)

Two randomized, replicated, controlled trials in the Czech Republic found removing all giant hogweed flower heads at peak flowering time reduced seed production. *Assessment: this intervention has not been assessed.*

<http://www.conservationevidence.com/actions/104>

### ● Control mink

A systematic review found trapping may be an effective method of reducing American mink populations. A study in the UK found mink were successfully eradicated from a large area by systematic trapping. *Assessment: this intervention has not been assessed.*

<http://www.conservationevidence.com/actions/107>

### ● Provide medicated grit for grouse

A controlled study from the UK found higher red grouse productivity where medicated grit was provided. *Assessment: this intervention has not been assessed.*

<http://www.conservationevidence.com/actions/112>

## 4.11 Threat: Education and awareness

---

<b>Based on the collated evidence, what is the current assessment of the effectiveness of interventions for education and awareness?</b>	
<b>No evidence found (no assessment)</b>	<ul style="list-style-type: none"><li>• Provide specialist advice, assistance preparing conservation plans</li></ul>
<b>Evidence not assessed</b>	<ul style="list-style-type: none"><li>• Provide training for land managers, farmers and farm advisers</li></ul>

### **No evidence found (no assessment)**

We have captured no evidence for the following intervention:

- Provide specialist advice, assistance preparing conservation plans

### **Evidence not assessed**

#### ● **Provide training for land managers, farmers and farm advisers**

A study from the UK found farmers who were trained in how to implement agri-environment schemes created better quality wildlife habitat over five years. *Assessment: this intervention has not been assessed.*

<http://www.conservationevidence.com/actions/113>



# 5. FOREST CONSERVATION

**Har'el Agra, Simon Schowanek, Yohay Carmel, Rebecca K. Smith & Gidi Ne'eman**

## **Expert assessors**

**Rhett Harrison**, Consultative Group on International Agricultural Research, Zambia

**Keith Kirby**, University of Oxford, UK

**Gillian Petrokofsky**, Biodiversity Institute Oxford, UK

**Rebecca K. Smith**, University of Cambridge, UK

**William J. Sutherland**, University of Cambridge, UK

**Tom Swinfield**, Royal Society for the Protection of Birds, UK

**Scope of assessment:** for the conservation of forest habitat (not specific species within forests), including tropical forests, temperate forests, woodland, scrubland, shrubland and dry forests.

**Assessed:** 2016.

**Effectiveness measure** is the median % score.

**Certainty measure** is the median % certainty of evidence, determined by the quantity and quality of the evidence in the synopsis.

**Harm measure** is the median % score for negative side-effects on the forest habitat of concern.



This book is meant as a guide to the evidence available for different conservation interventions and as a starting point in assessing their effectiveness. The assessments are based on the available evidence for the target habitat for each intervention. The assessment may therefore refer to different habitat to the one(s) you are considering. Before making any decisions about implementing interventions it is vital that you read the more detailed accounts of the evidence in order to assess their relevance for your study species or system.

Full details of the evidence are available at  
**[www.conservationevidence.com](http://www.conservationevidence.com)**

There may also be significant negative side-effects on the target habitats or other species or communities that have not been identified in this assessment.

A lack of evidence means that we have been unable to assess whether or not an intervention is effective or has any harmful impacts.

# 5.1 Threat: Residential and commercial development

---

## 5.1.1 Housing and urban areas

**Based on the collated evidence, what is the current assessment of the effectiveness of interventions for residential and commercial development in housing and urban areas?**

**No evidence found (no assessment)**

- Compensate for woodland removal with compensatory planting
- Incorporate existing trees or woods into the landscape of new developments
- Provide legal protection of forests from development

### **No evidence found (no assessment)**

We have captured no evidence for the following interventions:

- Compensate for woodland removal with compensatory planting
- Incorporate existing trees or woods into the landscape of new developments
- Provide legal protection of forests from development

## 5.1.2 Tourism and recreation areas

<b>Based on the collated evidence, what is the current assessment of the effectiveness of interventions for residential and commercial development in tourism and recreation areas?</b>	
<b>No evidence found (no assessment)</b>	<ul style="list-style-type: none"><li>• Adopt ecotourism</li><li>• Create managed paths/signs to contain disturbance</li><li>• Re-route paths, control access or close paths</li><li>• Use warning signs to prevent fire</li></ul>

### **No evidence found (no assessment)**

We have captured no evidence for the following interventions:

- Adopt ecotourism
- Create managed paths/signs to contain disturbance
- Re-route paths, control access or close paths
- Use warning signs to prevent fire.

## 5.2 Threat: Agriculture

---

### 5.2.1 Livestock farming

Based on the collated evidence, what is the current assessment of the effectiveness of interventions for livestock farming?	
Likely to be beneficial	<ul style="list-style-type: none"><li>• Use wire fences within grazing areas to exclude livestock from specific forest sections</li></ul>
Trade-off between benefit and harms	<ul style="list-style-type: none"><li>• Prevent livestock grazing in forests</li></ul>
Unknown effectiveness (limited evidence)	<ul style="list-style-type: none"><li>• Reduce the intensity of livestock grazing in forests</li><li>• Shorten livestock grazing period or control grazing season in forests</li></ul>
No evidence found (no assessment)	<ul style="list-style-type: none"><li>• Provide financial incentives not to graze</li></ul>

#### Likely to be beneficial

##### ● Use wire fences within grazing areas to exclude livestock from specific forest sections

Three of four studies, including one replicated, randomized, controlled study in Kenya, Israel, Mexico and Panama found that excluding livestock using wire fences increased the size, density or number of regenerating trees. One study found no effect on tree size and decreased tree density. Four of eight studies, including two replicated, randomized, controlled studies across

the world found that excluding livestock using increased biomass, species richness, density or cover of understory plants. Four studies found mixed or no effects on understory plants. *Assessment: likely to be beneficial (effectiveness 58%; certainty 63%; harms 18%).*

<http://www.conservationevidence.com/actions/1205>

## Trade-off between benefit and harms

### ● Prevent livestock grazing in forests

One site comparison study in Israel found that preventing cattle grazing increased the density of seedlings and saplings. Two of three studies, including one replicated, controlled study, in Brazil, Costa Rica and the UK found that preventing livestock grazing increased survival, species richness or diversity of understory plants. One study found mixed effects. *Assessment: trade-offs between benefits and harms (effectiveness 69%; certainty 45%; harms 20%).*

<http://www.conservationevidence.com/actions/1206>

## Unknown effectiveness (limited evidence)

### ● Reduce the intensity of livestock grazing in forests

Two studies, including one replicated, randomized, controlled study, in the UK and Greece found that reducing grazing intensity increased the number of tree saplings or understory total weight. *Assessment: unknown effectiveness (effectiveness 78%; certainty 34%; harms 0%).*

<http://www.conservationevidence.com/actions/1207>

### ● Shorten livestock grazing period or control grazing season in forests

One of two studies, including one replicated, controlled study, in Spain and Australia found that shortening the grazing period increased the abundance and size of regenerating trees. One found no effect native plant species richness. One replicated study in the UK found that numbers of tree seedlings were higher following summer compared to winter grazing. *Assessment: unknown effectiveness (effectiveness 58%; certainty 33%; harms 0%).*

<http://www.conservationevidence.com/actions/1208>



## **No evidence found (no assessment)**

We have captured no evidence for the following interventions:

- Provide financial incentives not to graze.

## 5.3 Threat: Transport and service corridors

---

**Based on the collated evidence, what is the current assessment of the effectiveness of interventions for transport and service corridors?**

**No evidence found  
(no assessment)**

- Maintain/create habitat corridors

### **No evidence found (no assessment)**

We have captured no evidence for the following interventions:

- Maintain/create habitat corridors.

## 5.4 Threat: Biological resource use

---

### 5.4.1 Thinning and wood harvesting

<b>Based on the collated evidence, what is the current assessment of the effectiveness of interventions for thinning and wood harvesting?</b>	
<b>Beneficial</b>	<ul style="list-style-type: none"> <li>• Log/remove trees within forests: effect on understory plants</li> </ul>
<b>Likely to be beneficial</b>	<ul style="list-style-type: none"> <li>• Thin trees within forests: effects on understory plants</li> <li>• Thin trees within forests: effects on young trees</li> <li>• Use shelterwood harvest instead of clearcutting</li> </ul>
<b>Trade-off between benefit and harms</b>	<ul style="list-style-type: none"> <li>• Thin trees within forests: effects on mature trees</li> </ul>
<b>Unknown effectiveness (limited evidence)</b>	<ul style="list-style-type: none"> <li>• Log/remove trees within forests: effects on young trees</li> <li>• Use partial retention harvesting instead of clearcutting</li> <li>• Use summer instead of winter harvesting</li> </ul>
<b>Unlikely to be beneficial</b>	<ul style="list-style-type: none"> <li>• Remove woody debris after timber harvest</li> </ul>
<b>Likely to be ineffective or harmful</b>	<ul style="list-style-type: none"> <li>• Log/remove trees within forests: effect on mature trees</li> <li>• Log/remove trees within forests: effect on non-vascular plants</li> <li>• Thin trees within forests: effect on non-vascular plants</li> </ul>
<b>No evidence found (no assessment)</b>	<ul style="list-style-type: none"> <li>• Adopt continuous cover forestry</li> <li>• Use brush mats during harvesting to avoid soil compaction</li> </ul>



## Beneficial

### ● **Log/remove trees within forests: effects on understory plants**

Eight of 12 studies, including four replicated, randomized, controlled studies, in India, Australia, Bolivia, Canada and the USA found that logging increased the density and cover or species richness and diversity of understory plants. Two studies found mixed and three found no effect. *Assessment: beneficial (effectiveness 65%; certainty 65%; harms 10%).*

<http://www.conservationevidence.com/actions/1273>

## Likely to be beneficial

### ● **Thin trees within forests: effects on understory plants**

Twenty five of 38 studies, including 12 replicated, randomized, controlled studies, across the world found that thinning trees increased the density and cover or species richness and diversity of understory plants. Nine studies found mixed and two no effects, and one found a decrease the abundance of herbaceous species. *Assessment: likely to be beneficial (effectiveness 58%; certainty 73%; harms 13%).*

<http://www.conservationevidence.com/actions/1211>

### ● **Thin trees within forests: effects on young trees**

Six of 12 studies, including two replicated, randomized, controlled studies, in Japan and the USA found that thinning increased the density of young trees and a study in Peru found it increased the growth rate of young trees. One study found thinning decreased the density and five found mixed or no effect on young trees. One replicated, controlled study in the USA found no effect on the density of oak acorns. *Assessment: likely to be beneficial (effectiveness 60%; certainty 65%; harms 15%).*

<http://www.conservationevidence.com/actions/1210>

### ● **Use shelterwood harvest instead of clearcutting**

Three replicated, controlled studies in Sweden and the USA found that shelterwood harvesting increased density of trees or plant diversity, or decreased grass cover compared with clearcutting. *Assessment: likely to be beneficial (effectiveness 75%; certainty 55%; harms 15%).*

<http://www.conservationevidence.com/actions/1214>



## Trade-off between benefit and harms

### ● **Thin trees within forests: effects on mature trees**

Eleven of 12 studies, including two replicated, randomized, controlled studies, in Brazil, Canada, and the USA found that thinning trees decreased the density and cover of mature trees and in one case tree species diversity. Five of six studies, including one replicated, controlled, before-and-after study, in Australia, Sweden and the USA found that thinning increased mature tree size, the other found mixed effects. One of three studies, including two replicated controlled studies, in the USA found that thinning reduced the number of trees killed by beetles. *Assessment: trade-offs between benefits and harms (effectiveness 47%; certainty 55%; harms 35%).*

<http://www.conservationevidence.com/actions/1209>

## Unknown effectiveness (limited evidence)

### ● **Log/remove trees within forests: effects on young trees**

One of two replicated controlled studies in Canada and Costa Rica found that logging increased the density of young trees, the other found mixed effects. *Assessment: unknown effectiveness (effectiveness 50%; certainty 18%; harms 10%).*

<http://www.conservationevidence.com/actions/1272>

### ● **Use partial retention harvesting instead of clearcutting**

Three studies, including one replicated, randomized, controlled study, in Canada found that using partial retention harvesting instead of clearcutting decreased the density of young trees. *Assessment: unknown effectiveness (effectiveness 5%; certainty 35%; harms 45%).*

<http://www.conservationevidence.com/actions/1215>

### ● **Use summer instead of winter harvesting**

One replicated study in the USA found no effect of logging season on plant species richness and diversity. *Assessment: unknown effectiveness (effectiveness 0%; certainty 13%; harms 0%).*

<http://www.conservationevidence.com/actions/1216>

## Unlikely to be beneficial

### ● **Remove woody debris after timber harvest**

Two studies, including one replicated, randomized, controlled study, in France and the USA found no effect of woody debris removal on cover or species diversity of trees. One of six studies, including two replicated, randomized, controlled studies, in Ethiopia, Spain, Canada and the USA found that woody debris removal increased young tree density. One found that it decreased young tree density and three found mixed or no effect on density or survival. One of six studies, including two replicated, randomized, controlled studies, in the USA and France found that woody debris removal increased understory vegetation cover. Five studies found mixed or no effects on understory vegetation cover or species richness and diversity. *Assessment: unlikely to be beneficial (effectiveness 23%; certainty 50%; harms 10%).*

<http://www.conservationevidence.com/actions/1213>

## Likely to be ineffective or harmful

### ● **Log/remove trees within forests: effect on mature trees**

Three of seven studies, including two replicated, controlled studies, across the world found that logging trees decreased the density and cover of mature trees. Two found it increased tree density and two found no effect. Four of nine studies, including one replicated, randomized, controlled study, across the world found that logging increased mature tree size or diversity. Four found it decreased tree size or species richness and diversity, and two found no effect on mature tree size or diversity. One replicated, controlled study in Canada found that logging increased mature tree mortality rate. *Assessment: likely to be ineffective or harmful (effectiveness 35%; certainty 50%; harms 30%).*

<http://www.conservationevidence.com/actions/1271>

### ● **Log/remove trees within forests: effect on effects on non-vascular plants**

Two of three studies, including one replicated, paired sites study, in Australia, Norway and Sweden found that logging decreased epiphytic plant abundance and fern fertility. One found mixed effects depending on species. *Assessment: likely to be ineffective or harmful (effectiveness 18%; certainty 40%; harms 50%).*

<http://www.conservationevidence.com/actions/1270>

### ● **Thin trees within forests: effects on non-vascular plants**

Three of four studies, including one replicated, randomized, controlled study, in Canada, Finland and Sweden found that thinning decreased epiphytic plant abundance and species richness. Three found mixed effects depending on thinning method and species. *Assessment: likely to be ineffective or harmful (effectiveness 20%; certainty 48%; harms 50%).*

<http://www.conservationevidence.com/actions/1212>

### **No evidence found (no assessment)**

We have captured no evidence for the following interventions:

- Adopt continuous cover forestry
- Use brash mats during harvesting to avoid soil compaction

## 5.4.2 Harvest forest products

<b>Based on the collated evidence, what is the current assessment of the effectiveness of interventions for harvesting forest products?</b>	
<b>Unknown effectiveness (limited evidence)</b>	<ul style="list-style-type: none"> <li>• Adopt certification</li> </ul>
<b>No evidence found (no assessment)</b>	<ul style="list-style-type: none"> <li>• Sustainable management of non-timber products</li> </ul>

### **Unknown effectiveness (limited evidence)**

#### ● **Adopt certification**

One replicated, site comparison study in Ethiopia found that deforestation risk was lower in certified than uncertified forests. One controlled, before-and-after trial in Gabon found that, when corrected for logging intensity, although tree damage did not differ, changes in above-ground biomass were smaller in certified than in uncertified forests. *Assessment: unknown effectiveness (effectiveness 50%; certainty 20%; harms 3%).*

<http://www.conservationevidence.com/actions/1150>

**No evidence found (no assessment)**

We have captured no evidence for the following interventions:

- Sustainable management of non-timber products

### 5.4.3 Firewood

<b>Based on the collated evidence, what is the current assessment of the effectiveness of interventions for firewood?</b>	
<b>No evidence found (no assessment)</b>	<ul style="list-style-type: none"><li>• Provide fuel efficient stoves</li><li>• Provide paraffin stoves</li></ul>

**No evidence found (no assessment)**

We have captured no evidence for the following interventions:

- Provide fuel efficient stoves
- Provide paraffin stoves.

# 5.5 Habitat protection

---

## 5.5.1 Changing fire frequency

<b>Based on the collated evidence, what is the current assessment of the effectiveness of interventions for changing fire frequency?</b>	
<b>Trade-off between benefit and harms</b>	<ul style="list-style-type: none"><li>• Use prescribed fire: effect on understory plants</li><li>• Use prescribed fire: effect on young trees</li></ul>
<b>Likely to be ineffective or harmful</b>	<ul style="list-style-type: none"><li>• Use prescribed fire: effect on mature trees</li></ul>
<b>No evidence found (no assessment)</b>	<ul style="list-style-type: none"><li>• Mechanically remove understory vegetation to reduce wildfires</li><li>• Use herbicides to remove understory vegetation to reduce wildfires</li></ul>

### Trade-off between benefit and harms

#### ● Use prescribed fire: effect on understory plants

Eight of 22 studies, including seven replicated, randomized, controlled studies, in Australia, Canada and the USA found that prescribed fire increased the cover, density or biomass of understory plants. Six found it decreased plant cover and eight found mixed or no effect on cover or density. Fourteen of 24 studies, including 10 replicated, randomized, controlled studies, in Australia, France, West Africa and the USA found that fire increased species richness

and diversity of understory plants. One found it decreased species richness and nine found mixed or no effect on understory plants. *Assessment: trade-offs between benefits and harms (effectiveness 55%; certainty 70%; harms 25%).*

<http://www.conservationevidence.com/actions/1221>

### ● Use prescribed fire: effect on young trees

Five of 15 studies, including four replicated, randomized, controlled studies, in France, Canada and the USA found that prescribed fire increased the density and biomass of young trees. Two found that fire decreased young tree density. Eight found mixed or no effect on density and two found mixed effects on species diversity of young trees. Two replicated, controlled studies in the USA found mixed effects of prescribed fire on young tree survival. *Assessment: trade-offs between benefits and harms (effectiveness 45%; certainty 55%; harms 23%).*

<http://www.conservationevidence.com/actions/1220>

## Likely to be ineffective or harmful

### ● Use prescribed fire: effect on mature trees

Four of nine studies, including two replicated, randomized, controlled studies, in the USA found that prescribed fire decreased mature tree cover, density or diversity. Two studies found it increased tree cover or size, and four found mixed or no effect. Seven studies, including one replicated, randomized, controlled study, in the USA found that fire increased mature tree mortality. *Assessment: likely to be ineffective or harmful (effectiveness 25%; certainty 50%; harms 50%).*

<http://www.conservationevidence.com/actions/1217>

## No evidence found (no assessment)

We have captured no evidence for the following interventions:

- Mechanically remove understory vegetation to reduce wildfires
- Use herbicides to remove understory vegetation to reduce wildfires

## 5.5.2 Water management

<b>Based on the collated evidence, what is the current assessment of the effectiveness of interventions for water management?</b>	
<b>No evidence found (no assessment)</b>	<ul style="list-style-type: none"> <li>• Construct water detention areas to slow water flow and restore riparian forests</li> <li>• Introduce beavers to impede water flow in forest watercourses</li> <li>• Recharge groundwater to restore wetland forest</li> </ul>

### **No evidence found (no assessment)**

We have captured no evidence for the following interventions:

- Construct water detention areas to slow water flow and restore riparian forests
- Introduce beavers to impede water flow in forest watercourses
- Recharge groundwater to restore wetland forest

## 5.5.3 Changing disturbance regime

<b>Based on the collated evidence, what is the current assessment of the effectiveness of interventions for changing the disturbance regime?</b>	
<b>Trade-off between benefit and harms</b>	<ul style="list-style-type: none"> <li>• Use clearcutting to increase understory diversity</li> <li>• Use group-selection harvesting</li> <li>• Use shelterwood harvesting</li> </ul>
<b>Unknown effectiveness (limited evidence)</b>	<ul style="list-style-type: none"> <li>• Thin trees by girdling (cutting rings around tree trunks)</li> <li>• Use herbicides to thin trees</li> </ul>
<b>Unlikely to be beneficial</b>	<ul style="list-style-type: none"> <li>• Use thinning followed by prescribed fire</li> </ul>



<b>No evidence found (no assessment)</b>	<ul style="list-style-type: none"><li>• Adopt conservation grazing of woodland</li><li>• Coppice trees</li><li>• Halo ancient trees</li><li>• Imitate natural disturbances by pushing over trees</li><li>• Pollard trees (top cutting or top pruning)</li><li>• Reintroduce large herbivores</li><li>• Retain fallen trees</li></ul>
--	--

## Trade-off between benefit and harms

### ● Use clearcutting to increase understory diversity

Three of nine studies, including four replicated, randomized, controlled studies, in Australia, Japan, Brazil, Canada and the USA found that clearcutting decreased density, species richness or diversity of mature trees. One study found it increased trees species richness and six found mixed or no effect or mixed effect on density, size, species richness or diversity. One replicated, randomized, controlled study in Finland found that clearcutting decreased total forest biomass, particularly of evergreen shrubs. Three of six studies, including five replicated, randomized, controlled studies, in Brazil, Canada and Spain found that clearcutting increased the density and species richness of young trees. One found it decreased young tree density and two found mixed or no effect. Eight of 12 studies, including three replicated, randomized, controlled studies, across the world found that clearcutting increased the cover or species richness of understory plants. Two found it decreased density or species richness, and two found mixed or no effect. *Assessment: trade-offs between benefits and harms (effectiveness 63%; certainty 65%; harms 30%).*

<http://www.conservationevidence.com/actions/1222>

### ● Use group-selection harvesting

Four of eight studies, including one replicated, controlled study, in Australia, Canada, Costa Rica and the USA found that group-selection harvesting increased cover or diversity of understory plants, or the density of young trees. Two studies found it decreased understory species richness or and biomass. Three studies found no effect on understory species richness or

diversity or tree density or growth-rate. *Assessment: trade-offs between benefits and harms (effectiveness 50%; certainty 58%; harms 30%).*

<http://www.conservationevidence.com/actions/1224>

### ● Use shelterwood harvesting

Six of seven studies, including five replicated, controlled studies, in Australia, Iran, Nepal and the USA found that shelterwood harvesting increased abundance, species richness or diversity or understory plants, as well as the growth and survival rate of young trees. One study found shelterwood harvesting decreased plant species richness and abundance and one found no effect on abundance. One replicated, controlled study in Canada found no effect on oak acorn production. *Assessment: trade-offs between benefits and harms (effectiveness 78%; certainty 70%; harms 28%).*

<http://www.conservationevidence.com/actions/1223>

## Unknown effectiveness (limited evidence)

### ● Thin trees by girdling (cutting rings around tree trunks)

One before-and-after study in Canada found that thinning trees by girdling increased understory plant species richness, diversity and cover. *Assessment: unknown effectiveness – limited evidence (effectiveness 58%; certainty 13%; harms 0%).*

<http://www.conservationevidence.com/actions/1226>

### ● Use herbicides to thin trees

One replicated, controlled study in Canada found no effect of using herbicide to thin trees on total plant species richness. *Assessment: unknown effectiveness – limited evidence (effectiveness 5%; certainty 13%; harms 0%).*

<http://www.conservationevidence.com/actions/1225>

## Unlikely to be beneficial

### ● Use thinning followed by prescribed fire

Three of six studies, including one replicated, randomized, controlled study, in the USA found that thinning followed by prescribed fire increased cover or abundance of understory plants, and density of deciduous trees. One study

found it decreased tree density and species richness. Three studies found mixed or no effect or mixed effect on tree growth rate or density of young trees. One replicated, controlled study Australia found no effect of thinning then burning on the genetic diversity of black ash. *Assessment: unlikely to be beneficial (effectiveness 35%; certainty 40%; harms 15%).*

<http://www.conservationevidence.com/actions/1227>

## **No evidence found (no assessment)**

We have captured no evidence for the following interventions:

- Adopt conservation grazing of woodland
- Coppice trees
- Halo ancient trees
- Imitate natural disturbances by pushing over trees
- Pollard trees (top cutting or top pruning)
- Reintroduce large herbivores
- Retain fallen trees.

## 5.6 Threat: Invasive and other problematic species

---

### 5.6.1 Invasive plants

Based on the collated evidence, what is the current assessment of the effectiveness of interventions for invasive plants?	
<b>Unknown effectiveness (limited evidence)</b>	<ul style="list-style-type: none"><li>• Manually/mechanically remove invasive plants</li><li>• Use herbicides to remove invasive plant species</li></ul>
<b>No evidence found (no assessment)</b>	<ul style="list-style-type: none"><li>• Use grazing to remove invasive plant species</li><li>• Use prescribed fire to remove invasive plant species</li></ul>

#### Unknown effectiveness (limited evidence)

##### ● **Manually/mechanically remove invasive plants**

Two replicated, controlled studies in Hawaii and Ghana found that removing invasive grass or weed species increased understory plant biomass or tree seedling height. Two replicated, controlled studies in the USA and Hawaii found no effect of removing invasive shrubs or plants on understory plant diversity or growth rate of native species. *Assessment: unknown effectiveness — limited evidence (effectiveness 40%; certainty 33%; harms 15%).*

<http://www.conservationevidence.com/actions/1228>

##### ● **Use herbicides to remove invasive plant species**

One replicated, randomized, controlled study in the USA found no effect of controlling invasive plants using herbicide on native plant species richness.

Assessment: *unknown effectiveness — limited evidence (effectiveness 5%; certainty 10%; harms 0%).*

<http://www.conservationevidence.com/actions/1229>

### No evidence found (no assessment)

We have captured no evidence for the following interventions:

- Use grazing to remove invasive plant species
- Use prescribed fire to remove invasive plant species

## 5.6.2 Native plants

**Based on the collated evidence, what is the current assessment of the effectiveness of interventions for native plants?**

**No evidence found (no assessment)**

- Manually/mechanically remove native plants

### No evidence found (no assessment)

We have captured no evidence for the following interventions:

- Manually/mechanically remove native plants

## 5.6.3 Herbivores

**Based on the collated evidence, what is the current assessment of the effectiveness of interventions for herbivores?**

**Likely to be beneficial**

- Use wire fences to exclude large native herbivores

**Unknown effectiveness (limited evidence)**

- Use electric fencing to exclude large native herbivores



<b>No evidence found (no assessment)</b>	<ul style="list-style-type: none"> <li>• Control large herbivore populations</li> <li>• Control medium-sized herbivores</li> <li>• Use fencing to enclose large herbivores (e.g. deer)</li> </ul>
--	---

## Likely to be beneficial

### ● Use wire fences to exclude large native herbivores

Two replicated, controlled studies in the USA found that excluding large herbivores increased tree density. One of three studies, including two replicated, paired-sites, before-and-after studies, in Canada, Bhutan and Ireland found that excluding large herbivores increased the biomass of young trees. One found it decreased the density of young trees and one found mixed effects on species. Five of 10 studies, including two replicated, randomized, controlled studies, across the world found that excluding large herbivores increased the cover or and size of understory plants. Six found no effect on the cover, seed density, species richness or diversity of understory plants. *Assessment: likely to be beneficial (effectiveness 50%; certainty 65%; harms 10%).*

<http://www.conservationevidence.com/actions/1230>

## Unknown effectiveness (limited evidence)

### ● Use electric fencing to exclude large native herbivores

One controlled study in South Africa found that using electric fencing to exclude elephants and nyalas increased tree density. *Assessment: Unknown effectiveness (effectiveness 65%; certainty 10%; harms 0%).*

<http://www.conservationevidence.com/actions/1231>

## No evidence found (no assessment)

We have captured no evidence for the following interventions:

- Control large herbivore populations
- Control medium-sized herbivores
- Use fencing to enclose large herbivores (e.g. deer)

## 5.6.4 Rodents

<b>Based on the collated evidence, what is the current assessment of the effectiveness of interventions for rodents?</b>	
<b>Unknown effectiveness (limited evidence)</b>	<ul style="list-style-type: none"><li>• Control rodents</li></ul>

### Unknown effectiveness (limited evidence)

#### ● Control rodents

One controlled study in New Zealand found that rodent control decreased native plant species richness and had no effect on total plant species richness. *Assessment: unknown effectiveness — limited evidence (effectiveness 10%; certainty 10%; harms 50%).*

<http://www.conservationevidence.com/actions/1232>

## 5.6.5 Birds

<b>Based on the collated evidence, what is the current assessment of the effectiveness of interventions for birds?</b>	
<b>Unknown effectiveness (limited evidence)</b>	<ul style="list-style-type: none"><li>• Control birds</li></ul>

### Unknown effectiveness (limited evidence)

#### ● Control birds

One controlled study in Australia found that removing birds did not improve the health of the trees in a narrow-leaved peppermint forest. *Assessment: unknown effectiveness — limited evidence (effectiveness 0%; certainty 15%; harms 0%).*

<http://www.conservationevidence.com/actions/1151>

## 5.7 Threat: Pollution

---

Based on the collated evidence, what is the current assessment of the effectiveness of interventions for pollution?	
<b>Unknown effectiveness (limited evidence)</b>	<ul style="list-style-type: none"><li>• Maintain/create buffer zones</li></ul>
<b>No evidence found (no assessment)</b>	<ul style="list-style-type: none"><li>• Remove nitrogen and phosphorus using harvested products</li></ul>

### Unknown effectiveness (limited evidence)

#### ● Maintain/create buffer zones

One site comparison study in Australia found that a forest edge protected by a planted buffer strip had higher canopy cover and lower stem density, but similar understory species richness to an unbuffered forest edge. *Assessment: unknown effectiveness – limited evidence (effectiveness 50%; certainty 10%; harms 0%).*

<http://www.conservationevidence.com/actions/1168>

### No evidence found (no assessment)

We have captured no evidence for the following interventions:

- Remove nitrogen and phosphorus using harvested products.



## 5.8 Threat: Climate change and severe weather

---

**Based on the collated evidence, what is the current assessment of the effectiveness of interventions for climate change and severe weather?**

**No evidence found  
(no assessment)**

- Prevent damage from strong winds

### **No evidence found (no assessment)**

We have captured no evidence for the following interventions:

- Prevent damage from strong winds.

## 5.9 Habitat protection

---

Based on the collated evidence, what is the current assessment of the effectiveness of interventions for habitat protection?	
<b>Unknown effectiveness (limited evidence)</b>	<ul style="list-style-type: none"><li>• Adopt community-based management to protect forests</li><li>• Legal protection of forests</li></ul>
<b>No evidence found (no assessment)</b>	<ul style="list-style-type: none"><li>• Adopt Protected Species legislation (impact on forest management)</li></ul>

### Unknown effectiveness (limited evidence)

#### ● Adopt community-based management to protect forests

Two studies, including one replicated, before-and-after, site comparison, in Ethiopia and Nepal found that forest cover increased more in community-managed forests than in forests not managed by local communities. However, one replicated, site comparison study in Colombia found that deforestation rates in community-managed forests did not differ from deforestation rates in unmanaged forests. *Assessment: unknown effectiveness — limited evidence (effectiveness 60%; certainty 35%; harms 0%).*

<http://www.conservationevidence.com/actions/1152>

#### ● Legal protection of forests

Two site comparison studies in Nigeria and Iran found that legal protection of forest increased tree species richness and diversity or the density of young trees. One replicated, paired site study in Mexico found no effect of forest

protection on seed density and diversity of trees and shrubs. *Assessment: unknown effectiveness — limited evidence (effectiveness 50%; certainty 20%; harms 0%).*

<http://www.conservationevidence.com/actions/1233>

## **No evidence found (no assessment)**

We have captured no evidence for the following interventions:

- Adopt Protected Species legislation (impact on forest management).

# 5.10 Habitat restoration and creation

---

## 5.10.1 Restoration after wildfire

Based on the collated evidence, what is the current assessment of the effectiveness of interventions for restoration after wildfire?	
Trade-off between benefit and harms	<ul style="list-style-type: none"><li>• Thin trees after wildfire</li></ul>
Unknown effectiveness (limited evidence)	<ul style="list-style-type: none"><li>• Remove burned trees</li></ul>
Likely to be ineffective or harmful	<ul style="list-style-type: none"><li>• Sow tree seeds after wildfire</li></ul>
No evidence found (no assessment)	<ul style="list-style-type: none"><li>• Plant trees after wildfire</li></ul>

### Trade-off between benefit and harms

#### ● Thin trees after wildfire

Four of five replicated, controlled studies in Spain, Israel, Canada and the USA found that thinning trees in burnt forest areas increased plant species richness, cover or survival of saplings. One study found thinning decreased plant biomass. One paired-site study in Canada found that logging after wildfire decreased species richness and diversity of mosses. *Assessment: trade-offs between benefits and harms (effectiveness 50%; certainty 50%; harms 38%).*

<http://www.conservationevidence.com/actions/1234>

### Unknown effectiveness (limited evidence)

#### ● Remove burned trees

Two replicated, controlled studies in Israel and Spain found that removing burned trees increased total plant species richness or the cover and species richness of some plant species. *Assessment: unknown effectiveness (effectiveness 60%; certainty 20%; harms 25%).*

<http://www.conservationevidence.com/actions/1237>

### Likely to be ineffective or harmful

#### ● Sow tree seeds after wildfire

Three studies, including one replicated, randomized, controlled study, in the USA found that sowing herbaceous plant seeds in burnt forest areas decreased the density of tree seedlings or the number and cover of native species. All three found no effect of seeding on total plant cover or species richness. *Assessment: likely to be ineffective or harmful (effectiveness 0%; certainty 43%; harms 40%).*

<http://www.conservationevidence.com/actions/1236>

### No evidence found (no assessment)

We have captured no evidence for the following interventions:

- Plant trees after wildfire

## 5.10.2 Restoration after agriculture

<b>Based on the collated evidence, what is the current assessment of the effectiveness of interventions for restoration after agriculture?</b>	
<b>Unknown effectiveness (limited evidence)</b>	• Restore wood pasture (e.g. introduce grazing)



## Unknown effectiveness (limited evidence)

### ● Restore wood pasture (e.g. introduce grazing)

One replicated paired study in Sweden found that partial harvesting in abandoned wood pastures increased tree seedling density, survival and growth. *Assessment: unknown effectiveness (effectiveness 65%; certainty 25%; harms 0%).*

<http://www.conservationevidence.com/actions/1164>

## 5.10.3 Manipulate habitat to increase planted tree survival during restoration

**Based on the collated evidence, what is the current assessment of the effectiveness of interventions for manipulating habitat to increase planted tree survival during restoration?**

**Unknown effectiveness (limited evidence)**

- Apply herbicides after restoration planting
- Cover the ground using techniques other than plastic mats after restoration planting
- Cover the ground with plastic mats after restoration planting
- Use selective thinning after restoration planting

## Unknown effectiveness (limited evidence)

### ● Apply herbicides after restoration planting

One replicated, randomized, controlled study in the USA found that controlling vegetation using herbicides after restoration planting decreased plant species richness and diversity. *Assessment: unknown effectiveness (effectiveness 45%; certainty 25%; harms 40%).*

<http://www.conservationevidence.com/actions/1241>

● **Cover the ground using techniques other than plastic mats after restoration planting**

One replicated, randomized, controlled study in the USA found that covering the ground with mulch after planting increased total plant cover. *Assessment: unknown effectiveness (effectiveness 30%; certainty 15%; harms 10%).*

<http://www.conservationevidence.com/actions/1240>

● **Cover the ground with plastic mats after restoration planting**

One replicated study in Canada found that covering the ground with plastic mats after restoration planting decreased the cover of herbaceous plants and grasses. *Assessment: unknown effectiveness (effectiveness 40%; certainty 20%; harms 0%).*

<http://www.conservationevidence.com/actions/1239>

● **Use selective thinning after restoration planting**

One replicated, paired sites study in Canada found that selective thinning after restoration planting conifers increased the abundance of herbaceous species. *Assessment: unknown effectiveness (effectiveness 43%; certainty 18%; harms 0%).*

<http://www.conservationevidence.com/actions/1238>

### 5.10.4 Restore forest community

<b>Based on the collated evidence, what is the current assessment of the effectiveness of interventions for restoring a forest community?</b>	
<b>Unknown effectiveness (limited evidence)</b>	<ul style="list-style-type: none"> <li>• Build bird-perches to enhance natural seed dispersal</li> <li>• Plant a mixture of tree species to enhance diversity</li> <li>• Sow tree seeds</li> <li>• Water plants to preserve dry tropical forest species</li> </ul>
<b>No evidence found (no assessment)</b>	<ul style="list-style-type: none"> <li>• Restore woodland herbaceous plants using transplants and nursery plugs</li> <li>• Use rotational grazing to restore oak savannas</li> </ul>



## Unknown effectiveness (limited evidence)

### ● Build bird-perches to enhance natural seed dispersal

One replicated, randomized, controlled, before-and-after study in Brazil found that sowing tree seeds increased the density and species richness of new trees. *Assessment: unknown effectiveness (effectiveness 50%; certainty 13%; harms 0%).*

<http://www.conservationevidence.com/actions/1245>

### ● Plant a mixture of tree species to enhance diversity

One replicated, randomized, controlled study in Brazil found that planting various tree species increased species richness, but had no effect on the density of new trees. One replicated, controlled study in Greece found that planting native tree species increased total plant species richness, diversity and cover. *Assessment: unknown effectiveness (effectiveness 50%; certainty 28%; harms 0%).*

<http://www.conservationevidence.com/actions/1243>

### ● Sow tree seeds

One replicated, randomized, controlled, before-and-after study in Brazil found that sowing tree seeds increased the density and species richness of new trees. *Assessment: unknown effectiveness (effectiveness 60%; certainty 13%; harms 0%).*

<http://www.conservationevidence.com/actions/1244>

### ● Water plants to preserve dry tropical forest species

One replicated, controlled study in Hawaii found that watering plants increased the abundance and biomass of forest plants. *Assessment: unknown effectiveness (effectiveness 65%; certainty 18%; harms 0%).*

<http://www.conservationevidence.com/actions/1242>

## No evidence found (no assessment)

We have captured no evidence for the following interventions:

- Restore woodland herbaceous plants using transplants and nursery plugs
- Use rotational grazing to restore oak savannas



### 5.10.5 Prevent/encourage leaf litter accumulation

<b>Based on the collated evidence, what is the current assessment of the effectiveness of interventions for preventing/encouraging leaf litter accumulation?</b>	
<b>Unknown effectiveness (limited evidence)</b>	<ul style="list-style-type: none"> <li>Remove or disturb leaf litter to enhance germination</li> </ul>
<b>No evidence found (no assessment)</b>	<ul style="list-style-type: none"> <li>Encourage leaf litter development in new planting</li> </ul>

#### Unknown effectiveness (limited evidence)

##### ● Remove or disturb leaf litter to enhance germination

One of two replicated, controlled studies in Poland and Costa Rica found that removing leaf litter increased understory plant species richness. The two studies found that removal decreased understory plant cover or the density of new tree seedlings. *Assessment: unknown effectiveness (effectiveness 40%; certainty 25%; harms 23%).*

<http://www.conservationevidence.com/actions/1246>

#### No evidence found (no assessment)

We have captured no evidence for the following interventions:

- Encourage leaf litter development in new planting

### 5.10.6 Increase soil fertility

<b>Based on the collated evidence, what is the current assessment of the effectiveness of interventions for increasing soil fertility?</b>	
<b>Likely to be beneficial</b>	<ul style="list-style-type: none"> <li>Use vegetation removal together with mechanical disturbance to the soil</li> </ul>



<b>Trade-off between benefit and harms</b>	<ul style="list-style-type: none"> <li>• Add organic matter</li> <li>• Use fertilizer</li> <li>• Use soil scarification or ploughing to enhance germination</li> </ul>
<b>Unknown effectiveness (limited evidence)</b>	<ul style="list-style-type: none"> <li>• Add lime to the soil to increase fertility</li> <li>• Use soil disturbance to enhance germination (excluding scarification or ploughing)</li> </ul>
<b>Likely to be ineffective or harmful</b>	<ul style="list-style-type: none"> <li>• Enhance soil compaction</li> </ul>

### Likely to be beneficial

#### ● Use vegetation removal together with mechanical disturbance to the soil

Three studies, including one replicated, randomized, controlled study, in Portugal and France found that vegetation removal together with mechanical disturbance of the soil increased the cover or diversity of understory plants, or density of young trees. One of the studies found it decreased understory shrub cover. *Assessment: likely to be beneficial (effectiveness 61%; certainty 40%; harms 15%).*

<http://www.conservationevidence.com/actions/1274>

### Trade-off between benefit and harms

#### ● Add organic matter

One of two studies, including one replicated, randomized, controlled study, in Brazil and Costa Rica found that adding leaf litter increased species richness of young trees. One found it decreased young tree density in artificial forest gaps and both found no effect on the density of tree regenerations under intact forest canopy. One of two replicated, controlled study in Portugal and the USA found that adding plant material increased total plant cover. One found mixed effects on cover depending on plant group. *Assessment: trade-offs between benefits and harms (effectiveness 45%; certainty 43%; harms 28%).*

<http://www.conservationevidence.com/actions/1250>

### ● Use fertilizer

Six of eight studies, including five replicated, randomized, controlled, in Europe, Brazil, Australia and the USA found that applying fertilizer increased total plant cover, understory plant biomass, size of young trees, biomass of grasses or cover of artificially seeded plant species. Five of the studies found no effect on plant biomass, cover, seedling abundance, tree growth or tree seedling diversity. *Assessment: trade-offs between benefits and harms (effectiveness 55%; certainty 65%; harms 25%).*

<http://www.conservationevidence.com/actions/1248>

### ● Use soil scarification or ploughing to enhance germination

Two studies, including one replicated, randomized, controlled study, in Portugal and the USA found that ploughing increased the cover or diversity of understory plants. Two of five studies, including two replicated, randomized, controlled, in Canada, Brazil, Ethiopia and Sweden found that ploughing increased the density of young trees. One found a decrease in density and two found mixed effects depending on tree species. One replicated, before-and-after trial in Finland found that ploughing decreased the cover of plants living on wood surface. One replicated, controlled study in the USA found that ploughing did not decrease the spreading distance and density of invasive grass seedlings. *Assessment: unknown effectiveness (effectiveness 60%; certainty 50%; harms 25%).*

<http://www.conservationevidence.com/actions/1251>

## Unknown effectiveness (limited evidence)

### ● Add lime to the soil to increase fertility

One replicated, randomized controlled study in the USA found that adding lime increased vegetation cover. *Assessment: unknown effectiveness (effectiveness 80%; certainty 18%; harms 0%).*

<http://www.conservationevidence.com/actions/1249>

● **Use soil disturbance to enhance germination (excluding scarification or ploughing)**

Two replicated, controlled studies in Canada and Finland found that disturbance of the forest floor decreased understory vegetation cover. *Assessment: unknown effectiveness (effectiveness 30%; certainty 35%; harms 40%).*

<http://www.conservationevidence.com/actions/1252>

**Likely to be ineffective or harmful**

● **Enhance soil compaction**

Two of three studies, including two replicated, randomized, controlled studies in Canada and the USA found that soil compaction increased understory plant cover and density. Two found it decreased tree regeneration height or density and understory plant species richness. *Assessment: likely to be ineffective or harmful (effectiveness 28%; certainty 40%; harms 45%).*

<http://www.conservationevidence.com/actions/1253>

## 5.11 Actions to improve survival and growth rate of planted trees

---

<b>Based on the collated evidence, what is the current assessment of the effectiveness of interventions to improve the survival and growth rate of planted trees?</b>	
<b>Beneficial</b>	<ul style="list-style-type: none"> <li>• Prepare the ground before tree planting</li> <li>• Use mechanical thinning before or after planting</li> </ul>
<b>Likely to be beneficial</b>	<ul style="list-style-type: none"> <li>• Fence to prevent grazing after tree planting</li> <li>• Use herbicide after tree planting</li> </ul>
<b>Trade-off between benefit and harms</b>	<ul style="list-style-type: none"> <li>• Use prescribed fire after tree planting</li> </ul>
<b>Unknown effectiveness (limited evidence)</b>	<ul style="list-style-type: none"> <li>• Apply insecticide to protect seedlings from invertebrates</li> <li>• Add lime to the soil after tree planting</li> <li>• Add organic matter after tree planting</li> <li>• Cover the ground with straw after tree planting</li> <li>• Improve soil quality after tree planting (excluding applying fertilizer)</li> <li>• Manage woody debris before tree planting</li> <li>• Use shading for planted trees</li> <li>• Use tree guards or shelters to protect planted trees</li> <li>• Use weed mats to protect planted trees</li> <li>• Water seedlings</li> </ul>



<b>Unlikely to be beneficial</b>	<ul style="list-style-type: none"> <li>• Mechanically remove understory vegetation after tree planting</li> <li>• Use different planting or seeding methods</li> <li>• Use fertilizer after tree planting</li> </ul>
<b>No evidence found (no assessment)</b>	<ul style="list-style-type: none"> <li>• Apply fungicide to protect seedlings from fungal diseases</li> <li>• Infect tree seedlings with mycorrhizae</li> <li>• Introduce leaf litter to forest stands</li> <li>• Plant a mixture of tree species to enhance the survival and growth of planted trees</li> <li>• Reduce erosion to increase seedling survival</li> <li>• Transplant trees</li> <li>• Use pioneer plants or crops as nurse-plants</li> </ul>

## Beneficial

### ● Prepare the ground before tree planting

Six of seven studies, including five replicated, randomized, controlled studies, in Canada and Sweden found that ground preparation increased the survival or growth rate of planted trees. One study found no effect of creating mounds on frost damage to seedlings. *Assessment: beneficial (effectiveness 78%; certainty 73%; harms 0%).*

<http://www.conservationevidence.com/actions/1263>

### ● Use mechanical thinning before or after planting

Five of six studies, including two replicated, randomized, controlled studies, in Brazil, Canada, Finland, France and the USA found that thinning trees after planting increased survival or size of planted trees. One study found mixed effects on survival and size and one found it decreased their density. One replicated study in the USA found that seedling survival rate increased with the size of the thinned area. *Assessment: beneficial (effectiveness 75%; certainty 63%; harms 10%).*

<http://www.conservationevidence.com/actions/1261>

## Likely to be beneficial

### ● Fence to prevent grazing after tree planting

Four of five studies, including two replicated, randomized, controlled studies, in Finland, Australia, Canada and the USA found that using fences to exclude grazing increased the survival, size or cover of planted trees. Two studies found no effect on survival rate and one found mixed effects on planted tree size. *Assessment: likely to be beneficial (effectiveness 70%; certainty 50%; harms 0%).*

<http://www.conservationevidence.com/actions/1254>

### ● Use herbicide after tree planting

Two of three studies, including two replicated, randomized, controlled studies, in Sweden and the USA found that using herbicide increased the size of planted trees. One study found no effect. One replicated, randomized, controlled study in Sweden found no effect of using herbicide on frost damage to seedlings. *Assessment: unlikely to be beneficial (effectiveness 58%; certainty 45%; harms 0%).*

<http://www.conservationevidence.com/actions/1262>

## Trade-off between benefit and harms

### ● Use prescribed fire after tree planting

Two of four studies, including one replicated, randomized, controlled study, in Finland, France and the USA found that using prescribed fire after planting increased the survival and sprouting rate of planted trees. One study found fire decreased planted tree size and one found no effect on the size and survival rate. *Assessment: trade-offs between benefits and harms (effectiveness 50%; certainty 43%; harms 20%).*

<http://www.conservationevidence.com/actions/1255>

## Unknown effectiveness (limited evidence)

### ● Apply insecticide to protect seedlings from invertebrates

One randomized, replicated, controlled study in the USA found that applying insecticide increased tree seedling emergence and survival. *Assessment: unknown effectiveness (effectiveness 70%; certainty 13%; harms 0%).*

<http://www.conservationevidence.com/actions/1149>



### ● **Add lime to the soil after tree planting**

One of two replicated, randomized, controlled studies in the USA found that adding lime before restoration planting decreased the survival of pine seedlings. One found no effect on seedling growth. *Assessment: unknown effectiveness (effectiveness 0%; certainty 30%; harms 50%).*

<http://www.conservationevidence.com/actions/1259>

### ● **Add organic matter after tree planting**

Two replicated, randomized, controlled studies in the USA found that adding organic matter before restoration planting increased seedling biomass, but decreased seedling emergence or survival. *Assessment: unknown effectiveness (effectiveness 20%; certainty 25%; harms 50%).*

<http://www.conservationevidence.com/actions/1258>

### ● **Cover the ground with straw after tree planting**

One replicated, randomized, controlled study in the Czech Republic found that covering the ground with straw, but not bark or fleece, increased the growth rate of planted trees and shrubs. *Assessment: unknown effectiveness (effectiveness 75%; certainty 20%; harms 0%).*

<http://www.conservationevidence.com/actions/1266>

### ● **Improve soil quality after tree planting (excluding applying fertilizer)**

Two randomized, replicated, controlled studies in Australia found that different soil enhancers had mixed or no effects on tree seedling survival and height, and no effect on diameter or health. *Assessment: unknown effectiveness (effectiveness 25%; certainty 23%; harms 13%).*

<http://www.conservationevidence.com/actions/1153>

### ● **Manage woody debris before tree planting**

One replicated, randomized, controlled study in Canada found that removing woody debris increased the survival rate of planted trees. One replicated, controlled study in the USA found mixed effects on the size of planted trees. *Assessment: unknown effectiveness (effectiveness 40%; certainty 25%; harms 13%).*

<http://www.conservationevidence.com/actions/1257>



### ● Use shading for planted trees

One replicated, controlled study in Panama found that shading increased the survival rate of planted native tree seedlings. *Assessment: unknown effectiveness (effectiveness 85%; certainty 23%; harms 0%).*

<http://www.conservationevidence.com/actions/1269>

### ● Use tree guards or shelters to protect planted trees

One replicated, randomized, controlled study in the USA found that using light but not dark coloured plastic tree shelters increased the survival rate of planted tree seedlings. One replicated, controlled study in Hong Kong found that tree guards increased tree height after 37 but not 44 months. *Assessment: unknown effectiveness (effectiveness 60%; certainty 28%; harms 20%).*

<http://www.conservationevidence.com/actions/1268>

### ● Use weed mats to protect planted trees

One replicated, controlled study in Hong Kong found no effect of using weed mats on seedling height. *Assessment: unknown effectiveness (effectiveness 0%; certainty 18%; harms 0%).*

<http://www.conservationevidence.com/actions/1267>

### ● Water seedlings

One replicated, randomized, controlled study in Spain found that watering seedlings increased or had no effect on seedling emergence and survival, depending on habitat and water availability. *Assessment: unknown effectiveness (effectiveness 45%; certainty 20%; harms 0%).*

<http://www.conservationevidence.com/actions/1154>

## Unlikely to be beneficial

### ● Mechanically remove understory vegetation after tree planting

Four of five studies, including three replicated, randomized, controlled studies in France, Sweden, Panama, Canada and the USA found no effect of controlling understory vegetation on the emergence, survival, growth rate or frost damage of planted seedlings. One found that removing shrubs increased the growth rate and height of planted seedlings, and another that



removing competing herbs increased seedling biomass. *Assessment: unlikely to be beneficial (effectiveness 20%; certainty 50%; harms 0%).*

<http://www.conservationevidence.com/actions/1256>

### ● Use different planting or seeding methods

Four studies, including one replicated, randomized study, in Australia, Brazil, Costa Rica and Mexico found no effect of planting or seeding methods on the size and survival rate of seedlings. One replicated, controlled study in Brazil found that planting early succession pioneer tree species decreased the height of other planted species. *Assessment: unlikely to be beneficial (effectiveness 0%; certainty 43%; harms 13%).*

<http://www.conservationevidence.com/actions/1264>

### ● Use fertilizer after tree planting

Two of five studies, including two randomized, replicated, controlled studies, in Canada, Australia, France and Portugal found that applying fertilizer after planting increased the size of the planted trees. Three studies found no effect on the size, survival rate or health of planted trees. One randomized, replicated, controlled study in Australia found that soil enhancers including fertilizer had mixed effects on seedling survival and height. *Assessment: unlikely to be beneficial (effectiveness 38%; certainty 45%; harms 3%).*

<http://www.conservationevidence.com/actions/1260>

## No evidence found (no assessment)

We have captured no evidence for the following interventions:

- Apply fungicide to protect seedlings from fungal diseases
- Infect tree seedlings with mycorrhizae
- Introduce leaf litter to forest stands
- Plant a mixture of tree species to enhance the survival and growth of planted trees
- Reduce erosion to increase seedling survival
- Transplant trees
- Use pioneer plants or crops as nurse-plants.

## 5.12 Education and awareness raising

---

**Based on the collated evidence, what is the current assessment of the effectiveness of interventions to improve education and awareness raising?**

**No evidence found (no assessment)**

- Provide education programmes about forests
- Raise awareness amongst the general public through campaigns and public information

### **No evidence found (no assessment)**

We have captured no evidence for the following interventions:

- Provide education programmes about forests
- Raise awareness amongst the general public through campaigns and public information.

# 6. PEATLAND CONSERVATION

**Nigel G. Taylor, Patrick Grillas & William J. Sutherland**

*Global evidence for the effects of interventions to conserve peatland vegetation*

## **Expert assessors**

**Stephanie Boudreau**, Canadian Sphagnum Peat Moss Association, Canada

**Emma Goodyer**, IUCN UK Peatlands Programme, UK

**Laura Graham**, Borneo Orangutan Survival Foundation, Indonesia

**Richard Lindsay**, University of East London, UK

**Edgar Karofeld**, University of Tartu, Estonia

**David Locky**, MacEwan University, Canada

**Nancy Ockendon**, University of Cambridge, UK

**Anabel Rial**, Independent Consultant & IUCN Species Survival Commission, Colombia

**Sarah Ross**, Penny Anderson Associates, UK

**Nigel Taylor**, Tour du Valat, France

**Tim Thom**, Yorkshire Peat Partnership, UK

**Jennie Whinam**, University of Tasmania, Australia

**Scope of assessment:** for the conservation of vegetation in wet peatlands, including bogs, fens, fen meadows and tropical peat swamps. The focus is on overall communities and habitat-defining species, rather than rare species.

**Assessed:** 2018.

**Effectiveness measure** is the median % score. How effective is the intervention at conserving peatland vegetation in the collated evidence?

**Certainty measure** is the median % certainty for the effectiveness score across all peatlands that are appropriate targets of the intervention, determined by the quantity and quality of the evidence in the synopsis.

**Harm measure** is the median % score. Are there any negative side effects of the intervention, on peatland vegetation, in the collated evidence?

Each **effectiveness category** assumes that the aims of the intervention match your management goals. For example, planting trees/shrubs is likely to be beneficial assuming that you want to create forested/shrubby peatland. This might not be a desirable outcome on all peatland types or in all locations.

This book is meant as a guide to the evidence available for different conservation interventions and as a starting point in assessing their effectiveness. The assessments are based on the available evidence for the target habitat for each intervention. The assessment may therefore refer to different habitat to the one(s) you are considering. Before making any decisions about implementing interventions it is vital that you read the more detailed accounts of the evidence in order to assess their relevance for your study species or system.

Full details of the evidence are available at  
**[www.conservationevidence.com](http://www.conservationevidence.com)**

There may also be significant negative side-effects on the target habitats or other species or communities that have not been identified in this assessment.

A lack of evidence means that we have been unable to assess whether or not an intervention is effective or has any harmful impacts.

# 6.1 Threat: Residential and commercial development

---

<b>Based on the collated evidence, what is the current assessment of the effectiveness of interventions for residential/commercial development?</b>	
<b>No evidence found (no assessment)</b>	<ul style="list-style-type: none"><li>• Remove residential or commercial development from peatlands</li><li>• Retain/create habitat corridors in developed areas</li></ul>

## **No evidence found (no assessment)**

We have captured no evidence for the following interventions:

- Remove residential or commercial development from peatlands
- Retain/create habitat corridors in developed areas.

## 6.2 Threat: Agriculture and aquaculture

---

### 6.2.1 Multiple farming systems

Based on the collated evidence, what is the current assessment of the effectiveness of interventions for multiple farming systems?	
Unknown effectiveness (limited evidence)	• Retain/create habitat corridors in farmed areas
No evidence found (no assessment)	• Implement 'mosaic management' of agriculture

#### Unknown effectiveness (limited evidence)

##### ● Retain/create habitat corridors in farmed areas

- *Vegetation structure:* One study in Indonesia found that a peat swamp forest corridor contained 5,819 trees/ha: 331 large trees, 1,360 saplings and 4,128 seedlings.
- *Overall plant richness/diversity:* The same study recorded 18–29 tree species (depending on size class) in the peat swamp forest corridor.
- *Assessment: unknown effectiveness – limited evidence (effectiveness 45%; certainty 15%; harms 4%). Based on evidence from: tropical peat swamps (one study).*

<https://www.conservationevidence.com/actions/1730>



## No evidence found (no assessment)

We have captured no evidence for the following intervention:

- Implement 'mosaic management' of agriculture.

## 6.2.2 Wood and pulp plantations

**Based on the collated evidence, what is the current assessment of the effectiveness of interventions for wood and pulp plantations?**

**Likely to be beneficial**

- Cut/remove/thin forest plantations
- Cut/remove/thin forest plantations and rewet peat

### Likely to be beneficial

#### ● Cut/remove/thin forest plantations

- *Herb cover*: Three replicated studies (two also paired and controlled) in bogs in the UK and fens in Sweden reported that tree removal increased cover of some herbs, including cottongrasses *Eriophorum* spp. and sedges overall. One of the studies reported no effect on other herb species, including purple moor grass *Molinia caerulea*.
- *Moss cover*: Two replicated studies, in bogs in the UK and a drained rich fen in Sweden, reported that tree removal reduced moss cover after 3–5 years (specifically fen-characteristic mosses or *Sphagnum* moss). However, one replicated, paired, controlled study in partly rewetted rich fens in Sweden reported that tree removal increased *Sphagnum* moss cover after eight years.
- *Overall plant richness/diversity*: Two replicated, paired, controlled studies in rich fens in Sweden reported that tree removal increased total plant species richness, especially in rewetted plots.
- *Assessment: likely to be beneficial (effectiveness 60%; certainty 50%; harms 10%). Based on evidence from: fens (three studies); bogs (one study).*

<https://www.conservationevidence.com/actions/1731>



## ● **Cut/remove/thin forest plantations and rewet peat**

- *Plant community composition*: Of three replicated studies in fens in Finland and Sweden, two found that removing trees/rewetting did not affect the overall plant community composition. One reported only a small effect. Two site comparison studies, in bogs and fens in Finland, found that removing trees/rewetting changed the community composition: it became less like forested/drained sites.
- *Characteristic plants*: Two before-and-after studies (one site comparison, one controlled) in bogs and fens in Finland and Sweden reported that removing trees/rewetting increased the abundance of wetland-characteristic plants.
- *Moss cover*: Five studies (four replicated, three site comparisons) in Sweden and Finland examined the effect of removing trees/rewetting on *Sphagnum* moss cover. Of these, two studies in bogs and fens found that removing trees/rewetting increased *Sphagnum* cover. One study in forested fens found no effect. Two studies in a bog and a fen found mixed effects amongst sites or species. Four studies (three replicated, two paired) in the UK and Finland examined the effect of removing trees/rewetting on other moss cover. Of these, three found that removing trees/rewetting reduced moss cover, but one study in forested fens found no effect.
- *Herb cover*: Seven studies (two replicated, paired, controlled) in bogs and fens in the UK, Finland and Sweden reported that removing trees/rewetting increased cover of at least one group of herbs. This included cottongrasses *Eriophorum* spp. in four of five studies and other/total sedges in three of three studies. One study reported that tree removal/rewetting reduced cover of cottongrass (where it was rare before intervention) and purple moor grass *Molinia caerulea*.
- *Vegetation structure*: One replicated study in a bog in the UK found that removing trees/rewetting increased ground vegetation height, but another in a fen in Sweden reported no effect on canopy height after eight years. Two replicated, paired, site comparison studies in bogs and fens in Finland reported that thinning trees/rewetting reduced the number of tall trees present for 1–3 years after intervention (but not to the level of natural peatlands).
- *Overall plant richness/diversity*: Of four replicated studies in fens in Sweden and Finland, two (also paired and controlled) reported that

removing trees/rewetting increased plant species richness. The other two studies found that removing trees/rewetting had no effect on plant species richness or diversity.

- *Assessment: likely to be beneficial (effectiveness 60%; certainty 60%; harms 10%). Based on evidence from: fens (six studies); bogs (two studies); mixed peatlands (three studies).*

<https://www.conservationevidence.com/actions/1732>

### 6.2.3 Livestock farming and ranching

Based on the collated evidence, what is the current assessment of the effectiveness of interventions for livestock farming and ranching?	
Likely to be beneficial	<ul style="list-style-type: none"> <li>• Exclude or remove livestock from degraded peatlands</li> </ul>
Unknown effectiveness (limited evidence)	<ul style="list-style-type: none"> <li>• Reduce intensity of livestock grazing</li> </ul>
No evidence found (no assessment)	<ul style="list-style-type: none"> <li>• Use barriers to keep livestock off ungrazed peatlands</li> <li>• Change type of livestock</li> <li>• Change season/timing of livestock grazing</li> </ul>

#### Likely to be beneficial

##### ● Exclude or remove livestock from degraded peatlands

- *Plant community composition:* Of two replicated, paired, controlled studies in bogs in the UK, one found that excluding sheep had no effect on the plant community. The other found that excluding sheep only affected the community in drier areas of the bog, favouring plants typically found on dry moorlands.
- *Herb cover:* Seven studies (six replicated, paired, controlled) in bogs and fens in the UK, Australia and the USA found that excluding/removing livestock did not affect cover of key herb groups: cottongrasses *Eriophorum* spp. in five of five studies and true sedges

*Carex* spp. in two of two studies. However, one before-and-after study in a poor fen in Spain reported that rush cover increased after cattle were excluded (along with rewetting). One site comparison study in Chile found that excluding livestock, along with other interventions, increased overall herb cover but one replicated, paired, controlled study in bogs in Australia found that excluding livestock had no effect on herb cover.

- *Moss cover*: Five replicated, paired, controlled studies in bogs in the UK and Australia found that excluding livestock typically had no effect on *Sphagnum* moss cover. Three of the studies in the UK also found no effect on cover of other mosses. One before-and-after study in a poor fen in Spain reported that *Sphagnum* moss appeared after excluding cattle (along with rewetting).
- *Tree/shrub cover*: Five replicated, paired, controlled studies in bogs in the UK and Australia found that excluding livestock typically had no effect on shrub cover (specifically heather *Calluna vulgaris* or heathland plants). However, one of these studies found that heather cover increased in drier areas. Three studies (two site comparisons) in bogs in the UK, fens in the USA and a peatland in Chile found that excluding/removing livestock increased shrub cover.
- *Vegetation structure*: One replicated, paired, controlled study in a bog in the UK found that excluding sheep increased total vegetation, shrub and bryophyte biomass, but had no effect on grass-like plants.
- *Assessment: likely to be beneficial (effectiveness 40%; certainty 50%; harms 12%). Based on evidence from: bogs (seven studies); fens (two studies); unspecified peatlands (one study).*

<https://www.conservationevidence.com/actions/1734>

## Unknown effectiveness (limited evidence)

### ● Reduce intensity of livestock grazing

- *Vegetation cover*: One replicated, paired, controlled study in bogs in the UK found greater cover of total vegetation, shrubs and sheathed cottongrass *Eriophorum vaginatum* under lower grazing intensities.
- *Vegetation structure*: The same study found that vascular plant biomass was higher under lower grazing intensities.



- *Assessment: unknown effectiveness – limited evidence (effectiveness 60%; certainty 25%; harms 1%). Based on evidence from: bogs (one study).*

<https://www.conservationevidence.com/actions/1735>

### **No evidence found (no assessment)**

We have captured no evidence for the following interventions:

- Use barriers to keep livestock off ungrazed peatlands
- Change type of livestock
- Change season/timing of livestock grazing.

## 6.3 Threat: Energy production and mining

---

<b>Based on the collated evidence, what is the current assessment of the effectiveness of interventions for energy production and mining?</b>	
<b>Unknown effectiveness (limited evidence)</b>	<ul style="list-style-type: none"> <li>• Replace blocks of vegetation after mining or peat extraction</li> </ul>
<b>No evidence found (no assessment)</b>	<ul style="list-style-type: none"> <li>• Retain/create habitat corridors in areas of energy production or mining</li> </ul>

### Unknown effectiveness (limited evidence)

#### ● Replace blocks of vegetation after mining or peat extraction

- *Plant community composition*: Two studies, in a bog in the UK and a fen in Canada, reported that transplanted blocks of peatland vegetation retained their overall community composition: over time in the UK, or relative to an undisturbed fen in Canada.
- *Vegetation cover*: One before-and-after study in the UK reported that bare peat next to translocated bog vegetation developed vegetation cover (mainly grasses/rushes). *Sphagnum* moss cover declined in the translocated blocks. One site comparison study in a fen in Canada reported that replaced vegetation blocks retained similar *Sphagnum* and shrub cover to an undisturbed fen.



- *Assessment: unknown effectiveness – limited evidence (effectiveness 60%; certainty 35%; harms 10%). Based on evidence from: bogs (one study); fens (one study).*

<https://www.conservationevidence.com/actions/1738>

## **No evidence found (no assessment)**

We have captured no evidence for the following intervention:

- Retain/create habitat corridors in areas of energy production or mining.

## 6.4 Threat: Transportation and service corridors

---

Based on the collated evidence, what is the current assessment of the effectiveness of interventions for transportation and service corridors?	
<b>Unknown effectiveness (limited evidence)</b>	<ul style="list-style-type: none"> <li>• Maintain/restore water flow across service corridors</li> </ul>
<b>No evidence found (no assessment)</b>	<ul style="list-style-type: none"> <li>• Backfill trenches dug for pipelines</li> <li>• Retain/create habitat corridors across service corridors</li> </ul>

### Unknown effectiveness (limited evidence)

#### ● Maintain/restore water flow across service corridors

- *Characteristic plants:* One before-and-after study in a fen in the USA found that after restoring water inflow across a road, along with general rewetting, cover of wet peatland sedges increased whilst cover of grasses preferring drier conditions decreased.
- *Assessment: unknown effectiveness – limited evidence (effectiveness 60%; certainty 20%; harms 1%). Based on evidence from: fens (one study).*

<https://www.conservationevidence.com/actions/1741>

### No evidence found (no assessment)

We have captured no evidence for the following interventions:

- Backfill trenches dug for pipelines
- Retain/create habitat corridors across service corridors.

## 6.5 Threat: Biological resource use

---

Based on the collated evidence, what is the current assessment of the effectiveness of interventions for biological resource use?	
Unknown effectiveness (limited evidence)	<ul style="list-style-type: none"> <li>• Reduce intensity of harvest</li> </ul>
No evidence found (no assessment)	<ul style="list-style-type: none"> <li>• Reduce frequency of harvest</li> <li>• Use low impact harvesting techniques</li> <li>• Use low impact vehicles for harvesting</li> <li>• Implement 'mosaic management' when harvesting wild biological resources</li> <li>• Provide new technologies to reduce pressure on wild biological resources</li> </ul>

### Unknown effectiveness (limited evidence)

#### ● Reduce intensity of harvest

- *Moss cover*: One replicated, controlled study in a bog in New Zealand reported that *Sphagnum* moss cover was higher, three years after harvesting, when some *Sphagnum* was left in plots than when it was completely harvested.
- *Assessment: unknown effectiveness – limited evidence (effectiveness 70%; certainty 25%; harms 0%)*. Based on evidence from: bogs (one study).

<https://www.conservationevidence.com/actions/1744>



## **No evidence found (no assessment)**

We have captured no evidence for the following interventions:

- Reduce frequency of harvest
- Use low impact harvesting techniques
- Use low impact vehicles for harvesting
- Implement 'mosaic management' when harvesting wild biological resources
- Provide new technologies to reduce pressure on wild biological resources.

## 6.6 Threat: Human intrusions and disturbance

---

Based on the collated evidence, what is the current assessment of the effectiveness of interventions for human intrusions and disturbance?	
<b>Unknown effectiveness (limited evidence)</b>	<ul style="list-style-type: none"> <li>• Physically exclude vehicles from peatlands</li> </ul>
<b>No evidence found (no assessment)</b>	<ul style="list-style-type: none"> <li>• Restrict vehicle use on peatlands</li> <li>• Restrict pedestrian access to peatlands</li> <li>• Physically exclude pedestrians from peatlands</li> <li>• Install boardwalks/paths to prevent trampling</li> <li>• Wear snowshoes to prevent trampling</li> <li>• Adopt ecotourism principles/create an ecotourism site</li> </ul>

### Unknown effectiveness (limited evidence)

#### ● Physically exclude vehicles from peatlands

- *Vegetation structure:* One replicated, paired, controlled, site comparison study in a floating fen in the USA reported that fencing off airboat trails allowed total and non-woody vegetation biomass to increase, up to levels recorded in undisturbed fen. Woody plant biomass did not recover.

- *Overall plant richness/diversity:* The same study reported that fencing off airboat trails allowed overall plant diversity to increase, recovering to levels recorded in undisturbed fen.
- *Assessment: unknown effectiveness – limited evidence (effectiveness 70%; certainty 35%; harms 0%). Based on evidence from: fens (one study).*

<https://www.conservationevidence.com/actions/1750>

## **No evidence found (no assessment)**

We have captured no evidence for the following interventions:

- Restrict vehicle use on peatlands
- Restrict pedestrian access to peatlands
- Physically exclude pedestrians from peatlands
- Install boardwalks/paths to prevent trampling
- Wear snowshoes to prevent trampling
- Adopt ecotourism principles/create an ecotourism site.

## 6.7 Threat: Natural system modifications

---

### 6.7.1 Modified water management

Based on the collated evidence, what is the current assessment of the effectiveness of interventions for modified water management?	
<b>Beneficial</b>	<ul style="list-style-type: none"><li>• Rewet peatland (raise water table)</li></ul>
<b>Unknown effectiveness (limited evidence)</b>	<ul style="list-style-type: none"><li>• Irrigate peatland</li></ul>
<b>No evidence found (no assessment)</b>	<ul style="list-style-type: none"><li>• Reduce water level of flooded peatlands</li><li>• Restore natural water level fluctuations</li></ul>

#### Beneficial

##### ● Rewet peatland (raise water table)

- *Plant community composition:* Ten of thirteen studies reported that rewetting affected the overall plant community composition. Six before-and-after studies (four also replicated) in peatlands in Finland, Hungary, Sweden, Poland and Germany reported development of wetland- or peatland-characteristic communities following rewetting. One replicated, paired, controlled study in the Czech Republic found differences between rewetted and drained parts of a bog. Three site comparison studies in Finland and Canada reported

differences between rewetted and natural peatlands. In contrast, three replicated studies in peatlands in the UK and fens in Germany reported that rewetting typically had no effect, or insignificant effects, on the plant community.

- *Characteristic plants*: Five studies (including one replicated site comparison) in peatlands in Canada, the UK, China and Poland reported that rewetting, sometimes along with other interventions, increased the abundance of wetland- or peatland-characteristic plants. Two replicated site comparison studies, in fens and fen meadows in Europe, found that rewetting reduced the number of fen-characteristic plant species. Two studies (one replicated, paired, controlled, before-and-after) in fens in Sweden reported that rewetting had no effect on cover of fen-characteristic plants.
- *Moss cover*: Twelve studies (two replicated, paired, controlled) in peatlands in Europe and Canada reported that rewetting, sometimes along with other interventions, increased *Sphagnum* moss cover or abundance. However two replicated studies, in bogs in Latvia and forested fens in Finland, reported that rewetting did not affect *Sphagnum* cover. Five studies (one paired, controlled, before-and-after) in bogs and fens in Finland, Sweden and Canada reported that rewetting did not affect cover of non-*Sphagnum* mosses/lichens. However two controlled studies, in bogs in Ireland and the UK, reported that rewetting reduced cover of non-*Sphagnum* bryophytes. One study in Finland reported similar moss cover in rewetted and natural peatlands, but one study in Canada reported that a rewetted bog had lower moss cover than target peatlands.
- *Herb cover*: Twenty-one studies (four replicated, paired, controlled) reported that rewetting, sometimes along with other interventions, increased cover of at least one group of herbs: reeds/rushes in five of seven studies, cottongrasses *Eriophorum* spp. in eight of nine studies, and other/total sedges in 13 of 15 studies. The studies were in bogs, fens or other peatlands in Europe, North America and China. Of four before-and-after studies in peatlands in the UK and Sweden, three reported that rewetting reduced cover of purple moor grass *Molinia caerulea* but one reported no effect. One replicated site comparison study, in forested fens in Finland, reported that rewetting had no



effect on total herb cover. Two site comparison studies in Europe reported that rewetted peatlands had greater herb cover (total or sedges/rushes) than natural peatlands.

- *Tree/shrub cover*: Ten studies (two paired and controlled) in peatlands in Finland, the UK, Germany, Latvia and Canada reported that rewetting typically reduced or had no effect on tree and/or shrub cover. Two before-and-after studies in fens in Sweden and Germany reported that tree/shrub cover increased following rewetting. One before-and-after study in a bog in the UK reported mixed effects of rewetting on different tree/shrub species.
- *Overall vegetation cover*: Of four before-and-after studies (including three controlled), two in bogs in Ireland and Sweden reported that rewetting increased overall vegetation cover. One study in a fen in New Zealand reported that rewetting reduced vegetation cover. One study in a peatland in Finland reported no effect.
- *Overall plant richness/diversity*: Six studies (including one replicated, paired, controlled, before-and-after) in Sweden, Germany and the UK reported that rewetting increased total plant species richness or diversity in peatlands. However, five studies found no effect: in bogs in the Czech Republic and Latvia, fens in Sweden and Germany, and forested fens in Finland. One study in fen meadows in the Netherlands found scale-dependent effects. One paired, controlled, before-and-after study in a peatland in Finland reported that rewetting reduced plant diversity. Of four studies that compared rewetted and natural peatlands, two in Finland and Germany reported lower species richness in rewetted peatlands, one in Sweden found higher species richness in rewetted fens, and one in Europe found similar richness in rewetted and natural fens.
- *Growth*: One replicated site comparison study, in forested fens in Finland, found that rewetting increased *Sphagnum* moss growth to natural levels.
- *Assessment: beneficial (effectiveness 80%; certainty 80%; harms 10%). Based on evidence from: bogs (fifteen studies); fens (fourteen studies); fen meadows (one study); mixed or unspecified peatlands (six studies).*

<https://www.conservationevidence.com/actions/1756>

**Unknown effectiveness (limited evidence)**

● **Irrigate peatland**

- *Vegetation cover:* One replicated, paired, controlled, before-and-after study in a bog in Canada found that irrigation increased the number of *Sphagnum* moss shoots present after one growing season, but had no effect after two. One before-and-after study in Germany reported that an irrigated fen was colonized by wetland- and fen-characteristic herbs, whilst cover of dryland grasses decreased.
- *Assessment: unknown effectiveness – limited evidence (effectiveness 55%; certainty 30%; harms 1%). Based on evidence from: bogs (one study); fens (one study).*

<https://www.conservationevidence.com/actions/1859>

**No evidence found (no assessment)**

We have captured no evidence for the following interventions:

- Reduce water level of flooded peatlands
- Restore natural water level fluctuations.

6.7.2 Modified vegetation management

<b>Based on the collated evidence, what is the current assessment of the effectiveness of interventions for modified vegetation management?</b>	
<b>Likely to be beneficial</b>	<ul style="list-style-type: none"> <li>• Cut/mow herbaceous plants to maintain or restore disturbance</li> <li>• Cut large trees/shrubs to maintain or restore disturbance</li> </ul>
<b>Trade-off between benefit and harms</b>	<ul style="list-style-type: none"> <li>• Use grazing to maintain or restore disturbance</li> </ul>
<b>Unknown effectiveness (limited evidence)</b>	<ul style="list-style-type: none"> <li>• Remove plant litter to maintain or restore disturbance</li> <li>• Use prescribed fire to maintain or restore disturbance</li> </ul>



## Likely to be beneficial

### ● Cut/mow herbaceous plants to maintain or restore disturbance

- *Plant community composition*: Six replicated studies in fens and fen meadows in the UK, Belgium, Germany and the Czech Republic reported that mowing altered the overall plant community composition (vs no mowing, before mowing or grazing). One site comparison study in Poland reported that mowing a degraded fen, along with other interventions, made the plant community more similar to target fen meadow vegetation.
- *Characteristic plants*: Four studies (including one replicated, paired, controlled, before-and-after) in fens and fen meadows in Switzerland, Germany, the Czech Republic and Poland found that cutting/mowing increased cover of fen meadow- or wet meadow-characteristic plants. One replicated before-and-after study, in fens in the UK, found that a single mow typically did not affect cover of fen-characteristic plants. In Poland and the UK, the effect of mowing was not separated from the effects of other interventions.
- *Moss cover*: Four replicated, paired studies (three also controlled) in fens and fen meadows in Belgium, Switzerland and the Czech Republic found that mowing increased total moss or bryophyte cover. Two replicated studies (one also controlled) in fens in Poland and the UK found that a single mow typically had no effect on bryophyte cover (total or hollow-adapted mosses).
- *Herb cover*: Six replicated studies (three also randomized and controlled) in fens and fen meadows in Belgium, Germany, Poland and the UK found that mowing reduced cover or abundance of at least one group of herbs (including bindweed *Calystegia sepium*, purple moor grass *Molinia caerulea*, reeds, sedges, and grass-like plants overall). One before-and-after study in a fen in Poland found that mowing, along with other interventions, increased sedge cover. One replicated, randomized, paired, controlled study in fen meadows in Switzerland found that mowing had no effect on overall herb cover.
- *Tree/shrub cover*: Of three replicated studies in fens, two in the UK found that a single mow, sometimes along with other interventions,



reduced overall shrub cover. The other study, in Poland, found that a single mow had no effect on overall shrub cover.

- *Vegetation structure*: In the following studies, vegetation structure was measured 6–12 months after the most recent cut/mow. Three replicated studies in fens in Poland and the UK reported that a single mow, sometimes along with other interventions, had no (or no consistent) effect on vegetation height. One replicated, paired, site comparison study in fen meadows in Switzerland found that mowing reduced vegetation height. Three studies in fen meadows in Switzerland, Poland and Italy found mixed effects of mowing on vegetation biomass (total, moss, sedge/rush, or common reed *Phragmites australis*). One replicated, paired, site comparison study in Germany reported that vegetation structure was similar in mown and grazed fen meadows.
- *Overall plant richness/diversity*: Eight studies in fens and fen meadows in the UK, Belgium, Switzerland, Germany, the Czech Republic and Poland found that mowing/cutting increased plant species richness (vs no mowing, before mowing or grazing). Three studies (two replicated, randomized, paired, controlled) in fens in Poland and the UK found that a single mow, sometimes along with other interventions, typically did not affect plant richness/diversity.
- *Assessment: likely to be beneficial (effectiveness 70%; certainty 60%; harms 10%). Based on evidence from: fens (seven studies); fen meadows (seven studies).*

<https://www.conservationevidence.com/actions/1759>

## ● **Cut large trees/shrubs to maintain or restore disturbance**

- *Plant community composition*: One study in a fen in Poland found that where shrubs were removed, along with other interventions, the plant community became more like a target fen meadow over time.
- *Characteristic plants*: One study in a fen in Poland found that where shrubs were removed, along with other interventions, the abundance of fen meadow plant species increased over time.
- *Vegetation cover*: One replicated, paired, controlled study in a forested fen in the USA found that cutting and removing trees increased herb cover, but did not affect shrub cover.



- *Vegetation structure*: One replicated, paired, controlled study in a forested fen in the USA found that cutting and removing trees increased herb biomass and height.
- *Assessment*: likely to be beneficial (effectiveness 60%; certainty 45%; harms 5%). Based on evidence from: fens (two studies).

<https://www.conservationevidence.com/actions/1761>

## Trade-off between benefit and harms

### ● Use grazing to maintain or restore disturbance

- *Plant community composition*: One replicated, paired, site comparison study in Germany found that the overall plant community composition differed between grazed and mown fen meadows.
- *Characteristic plants*: One replicated, paired, controlled study in Germany reported that the abundance of bog/fen-characteristic plants was similar in grazed and ungrazed fen meadows. One replicated before-and-after study, in a fen in the UK, reported that cover of fen-characteristic mosses did not change after grazers were introduced. One replicated, paired, site comparison study in Germany found that grazed fen meadows contained fewer fen-characteristic plant species than mown meadows.
- *Herb cover*: Two before-and-after studies in fens in the UK reported that grazing increased cover of some herb species/groups (common cottongrass *Eriophorum angustifolium*, carnation sedge *Carex panicea* or grass-like plants overall). One of the studies found that grazing reduced cover of purple moor grass *Molinia caerulea*, but the other found that grazing typically had no effect on this species.
- *Moss cover*: One replicated before-and-after study, in a fen in the UK, reported that cover of fen-characteristic mosses did not change after grazers were introduced. One controlled, before-and-after study in a fen in the UK found that grazing reduced *Sphagnum* moss cover.
- *Tree/shrub cover*: Of two before-and-after studies in fens in the UK, one found that grazing reduced overall shrub cover but the other found that grazing typically had no effect on overall shrub cover.

- *Overall plant richness/diversity:* Of two before-and-after studies in fens in the UK, one (also controlled) reported that grazing increased plant species richness but the other (also replicated) found that grazing had no effect. One replicated, paired, site comparison study in Germany found that grazed fen meadows contained fewer plant species than mown meadows.
- *Assessment: trade-off between benefit and harms (effectiveness 40%; certainty 40%; harms 25%). Based on evidence from: fens (two studies); fen meadows (two studies).*

<https://www.conservationevidence.com/actions/1762>

## Unknown effectiveness (limited evidence)

### ● Remove plant litter to maintain or restore disturbance

- *Plant community composition:* Two studies (including one replicated, paired, controlled, before-and-after) in a fen meadow in Germany and a fen in Czech Republic found that removing plant litter did not affect plant community composition.
- *Vegetation cover:* One replicated, paired, controlled, before-and-after study in a fen in the Czech Republic found that removing plant litter did not affect cover of bryophytes or tall moor grass *Molinia arundinacea*.
- *Overall plant richness/diversity:* Of two replicated, controlled studies, one (also randomized) in a fen meadow in Germany reported that removing plant litter increased plant species richness and diversity. The other study (also paired and before-and-after) in a fen in the Czech Republic found that removing litter did not affect vascular plant diversity.
- *Assessment: unknown effectiveness – limited evidence (effectiveness 35%; certainty 38%; harms 7%). Based on evidence from: fens (one study); fen meadows (one study).*

<https://www.conservationevidence.com/actions/1760>



## ● Use prescribed fire to maintain or restore disturbance

- *Characteristic plants*: One replicated before-and-after study in a fen in the UK reported that burning, along with other interventions, did not affect cover of fen-characteristic mosses or herbs.
- *Herb cover*: One replicated, controlled study in a fen in the USA reported that burning reduced forb cover and increased sedge/rush cover, but had no effect on grass cover. One replicated before-and-after study in a fen in the UK reported that burning, along with other interventions, reduced grass/sedge/rush cover.
- *Tree/shrub cover*: Two replicated studies in fens in the USA and the UK reported that burning, sometimes along with other interventions, reduced overall tree/shrub cover.
- *Overall plant richness/diversity*: Two replicated, controlled studies in a fen in the USA and a bog in New Zealand found that burning increased plant species richness or diversity. However, one replicated before-and-after study in a fen in the UK reported that burning, along with other interventions, typically had no effect on plant species richness and diversity.
- *Assessment: unknown effectiveness – limited evidence (effectiveness 40%; certainty 35%; harms 20%)*. Based on evidence from: fens (two studies); bogs (one study).

<https://www.conservationevidence.com/actions/1763>

### 6.7.3 Modified wild fire regime

<b>Based on the collated evidence, what is the current assessment of the effectiveness of interventions for modified wild fire regime?</b>	
<b>No evidence found (no assessment)</b>	<ul style="list-style-type: none"> <li>• Thin vegetation to prevent wild fires</li> <li>• Rewet peat to prevent wild fires</li> <li>• Build fire breaks</li> <li>• Adopt zero burning policies near peatlands</li> </ul>

## **No evidence found (no assessment)**

We have captured no evidence for the following interventions:

- Thin vegetation to prevent wild fires
- Rewet peat to prevent wild fires
- Build fire breaks
- Adopt zero burning policies near peatlands.

## 6.8 Threat: Invasive and other problematic species

---

*This section includes evidence for the effects of interventions on peatland vegetation overall. Studies that only report effects on the target problematic species are, or will be, summarized in separate chapters (like Chapter 10).*

### 6.8.1 All problematic species

<b>Based on the collated evidence, what is the current assessment of the effectiveness of interventions for all problematic species?</b>	
<b>No evidence found (no assessment)</b>	<ul style="list-style-type: none"><li>• Implement biosecurity measures to prevent introductions of problematic species</li></ul>

#### **No evidence found (no assessment)**

We have captured no evidence for the following intervention:

- Implement biosecurity measures to prevent introductions of problematic species.

### 6.8.2 Problematic plants

<b>Based on the collated evidence, what is the current assessment of the effectiveness of interventions for problematic plants?</b>	
<b>Trade-off between benefit and harms</b>	<ul style="list-style-type: none"><li>• Use prescribed fire to control problematic plants</li></ul>

<p><b>Unknown effectiveness (limited evidence)</b></p>	<ul style="list-style-type: none"> <li>• Physically remove problematic plants</li> <li>• Use cutting/mowing to control problematic herbaceous plants</li> <li>• Change season/timing of cutting/mowing</li> <li>• Use cutting to control problematic large trees/shrubs</li> <li>• Use herbicide to control problematic plants</li> <li>• Introduce an organism to control problematic plants</li> </ul>
<p><b>No evidence found (no assessment)</b></p>	<ul style="list-style-type: none"> <li>• Physically damage problematic plants</li> <li>• Use grazing to control problematic plants</li> <li>• Use covers/barriers to control problematic plants</li> </ul>

## Trade-off between benefit and harms

### ● Use prescribed fire to control problematic plants

- *Plant community composition*: One replicated, paired, site comparison study in Germany found that the overall plant community composition differed between grazed and mown fen meadows.
- *Moss cover*: One replicated, paired, controlled study in bogs in Germany found that burning increased moss/lichen/bare ground cover in the short term (2–7 months after burning). Three replicated, paired studies in one bog in the UK found that moss cover (including *Sphagnum*) was higher in plots burned more often.
- *Herb cover*: Four replicated, paired studies (two also controlled) in bogs in Germany and the UK examined the effect of prescribed fire on cottongrass *Eriophorum* spp. cover. One found that burning had no effect on cottongrass cover after 2–7 months. One found that burning increased cottongrass cover after 8–18 years. Two reported that cottongrass cover was similar in plots burned every 10 or 20 years. The study in Germany also found that burning reduced cover of purple moor grass *Molinia caerulea* after 2–7 months but had mixed effects, amongst sites, on cover of other grass-like plants and forbs.
- *Tree/shrub cover*: Four replicated, paired studies (two also controlled) in bogs in Germany and the UK found that burning, or burning



more often, reduced heather *Calluna vulgaris* cover. Two replicated, controlled studies in the bogs in Germany and fens in the USA found that burning, sometimes along with other interventions, had no effect on cover of other woody plants.

- *Vegetation structure*: One replicated, paired, controlled study in a bog in the UK found that plots burned more frequently contained more biomass of grass-like plants than plots burned less often, but contained less total vegetation, shrub and bryophyte biomass.
- *Overall plant richness/diversity*: Two replicated, controlled studies in fens in the USA and a bog in the UK found that burning reduced or limited plant species richness. In the USA, burning was carried out along with other interventions.
- *Assessment: trade-off between benefit and harms (effectiveness 45%; certainty 40%; harms 20%)*. Based on evidence from: bogs (five studies); fens (one study).

<https://www.conservationevidence.com/actions/1774>

## Unknown effectiveness (limited evidence)

### ● Physically remove problematic plants

- *Characteristic plants*: One replicated, randomized, controlled study in a fen in Ireland reported that cover of fen-characteristic plants increased after mossy vegetation was removed.
- *Herb cover*: Three replicated, controlled studies in fens in the Netherlands and Ireland reported mixed effects of moss removal on herb cover after 2–5 years. Results varied between species or between sites, and sometimes depended on other treatments applied to plots.
- *Moss cover*: One replicated, randomized, controlled study in a fen in Ireland reported that removing the moss carpet reduced total bryophyte and *Sphagnum* moss cover for three years. Two replicated, controlled, before-and-after studies in fens in the Netherlands reported that removing the moss carpet had no effect on moss cover 2–5 years later in wet plots, but reduced total moss and *Sphagnum* cover in drained plots.
- *Overall plant richness/diversity*: One replicated, controlled, before-and-after study in a fen in the Netherlands reported that removing



moss from a drained area increased plant species richness, but that there was no effect in a wetter area.

- *Assessment: unknown effectiveness – limited evidence (effectiveness 48%; certainty 35%; harms 12%). Based on evidence from: fens (three studies).*

<https://www.conservationevidence.com/actions/1768>

## ● Use cutting/mowing to control problematic herbaceous plants

- *Plant community composition:* Two replicated, randomized, paired, controlled, before-and-after studies in rich fens in Sweden found that mowing typically did not affect plant community composition. One controlled study in a fen meadow in the UK reported that mown plots developed different communities to unmown plots.
- *Characteristic plants:* One replicated, randomized, paired, controlled, before-and-after study in a fen in Sweden found that mown plots contained more fen-characteristic plant species than unmown plots, although their overall cover did not differ significantly between treatments.
- *Vegetation cover:* Of two replicated, randomized, paired, controlled, before-and-after studies in rich fens in Sweden, one found that mowing had no effect on vascular plant or bryophyte cover over five years. The other study reported that mowing typically increased cover of *Sphagnum* moss and reduced cover of purple moor grass *Molinia caerulea*, but had mixed effects on cover of other plant species.
- *Growth:* One replicated, controlled, before-and-after study in a bog in Estonia found that clipping competing vegetation did not affect *Sphagnum* moss growth.
- *Assessment: unknown effectiveness – limited evidence (effectiveness 40%; certainty 35%; harms 10%). Based on evidence from: fens (two studies); fen meadows (one study); bogs (one study).*

<https://www.conservationevidence.com/actions/1770>

## ● Change season/timing of cutting/mowing

- *Plant community composition:* One replicated, randomized, paired, before-and after study in a fen meadow in the UK reported that



changes in plant community composition over time were similar in spring-, summer- and autumn-mown plots. One study in a peatland in the Netherlands reported that summer- and winter-mown areas developed different plant community types.

- *Overall plant richness/diversity*: One replicated, randomized, paired, before-and after study in a fen meadow in the UK found that plant species richness increased more, over two years, in summer-mown plots than spring- or autumn-mown plots.
- *Assessment: unknown effectiveness – limited evidence (effectiveness 50%; certainty 25%; harms 10%)*. Based on evidence from: fen meadows (one study); mixed peatlands (one study).

<https://www.conservationevidence.com/actions/1771>

### ● Use cutting to control problematic large trees/shrubs

- *Plant community composition*: Two studies (one replicated, controlled, before-and-after) in fens in the USA and Sweden reported that the plant community composition changed after removing trees/shrubs to less like unmanaged fens or more like undegraded, open fen.
- *Characteristic plants*: One study in a fen in Sweden found that species richness and cover of fen-characteristic plants increased after trees/shrubs were removed.
- *Vegetation cover*: One study in a fen in Sweden found that bryophyte and vascular plant cover increased after trees/shrubs were removed. One replicated, controlled, before-and-after study in fens in the USA found that removing shrubs, along with other interventions, could not prevent increases in total woody plant cover over time.
- *Overall plant richness/diversity*: One study in a fen in Sweden found that moss and vascular plant species richness increased after trees/shrubs were removed. However, one replicated, controlled, before-and-after study in fens in the USA found that removing shrubs, along with other interventions, prevented increases in total plant species richness.
- *Assessment: unknown effectiveness – limited evidence (effectiveness 60%; certainty 30%; harms 15%)*. Based on evidence from: fens (two studies).

<https://www.conservationevidence.com/actions/1772>

## ● Use herbicide to control problematic plants

- *Plant community composition*: One replicated, controlled, before-and-after study in fens in the USA found that applying herbicide to shrubs, along with other interventions, changed the overall plant community composition.
- *Tree/shrub cover*: The same study found that applying herbicide to shrubs, along with other interventions, could not prevent increases in total woody plant cover over time.
- *Overall plant richness/diversity*: The same study found that applying herbicide to shrubs, along with other interventions, prevented increases in plant species richness.
- *Assessment: unknown effectiveness – limited evidence (effectiveness 20%; certainty 20%; harms 30%). Based on evidence from: fens (one study).*

<https://www.conservationevidence.com/actions/1776>

## ● Introduce an organism to control problematic plants

- *Plant community composition*: One controlled, before-and-after study in a fen meadow in Belgium found that introducing a parasitic plant altered the plant community composition.
- *Vegetation cover*: The same study found that introducing a parasitic plant reduced cover of the dominant sedge *Carex acuta* but increased moss cover.
- *Overall plant richness/diversity*: The same study found that introducing a parasitic plant increased overall plant species richness.
- *Assessment: unknown effectiveness – limited evidence (effectiveness 40%; certainty 20%; harms 15%). Based on evidence from: fen meadows (one study).*

<https://www.conservationevidence.com/actions/1777>

## No evidence found (no assessment)

We have captured no evidence for the following interventions:

- Physically damage problematic plants
- Use grazing to control problematic plants
- Use covers/barriers to control problematic plants.



### 6.8.3 Problematic animals

Based on the collated evidence, what is the current assessment of the effectiveness of interventions for problematic animals?	
Unknown effectiveness (limited evidence)	<ul style="list-style-type: none"> <li>Exclude wild herbivores using physical barriers</li> </ul>
No evidence found (no assessment)	<ul style="list-style-type: none"> <li>Control populations of wild herbivores</li> </ul>

#### Unknown effectiveness (limited evidence)

##### ● Exclude wild herbivores using physical barriers

- *Vegetation cover*: One replicated, paired, controlled study in a fen meadow in Poland reported that the effect of boar- and deer exclusion on vascular plant and moss cover depended on other treatments applied to plots.
- *Vegetation structure*: The same study reported that the effect of boar- and deer exclusion on total vegetation biomass depended on other treatments applied to plots.
- *Overall plant richness/diversity*: The same study reported that the effect of boar- and deer exclusion on plant species richness depended on other treatments applied to plots.
- *Assessment: unknown effectiveness – limited evidence (effectiveness 30%; certainty 25%; harms 10%). Based on evidence from: fen meadows (one study).*

<https://www.conservationevidence.com/actions/1860>

#### No evidence found (no assessment)

We have captured no evidence for the following intervention:

- Control populations of wild herbivores.

## 6.9 Threat: Pollution

---

### 6.9.1 Multiple sources of pollution

<b>Based on the collated evidence, what is the current assessment of the effectiveness of interventions for multiple sources of pollution?</b>	
<b>Likely to be beneficial</b>	<ul style="list-style-type: none"> <li>• Divert/replace polluted water source(s)</li> </ul>
<b>Unknown effectiveness (limited evidence)</b>	<ul style="list-style-type: none"> <li>• Clean waste water before it enters the environment</li> <li>• Slow down input water to allow more time for pollutants to be removed</li> </ul>
<b>No evidence found (no assessment)</b>	<ul style="list-style-type: none"> <li>• Retain or create buffer zones between pollution sources and peatlands</li> <li>• Use artificial barriers to prevent pollution entering peatlands</li> <li>• Reduce fertilizer or herbicide use near peatlands</li> <li>• Manage fertilizer or herbicide application near peatlands</li> </ul>

#### Likely to be beneficial

- **Divert/replace polluted water source(s)**
  - *Characteristic plants:* One study in a fen in the Netherlands found that after a nutrient-enriched water source was replaced, along with other interventions to reduce pollution, cover of mosses characteristic of low nutrient levels increased.



- *Vegetation cover:* Two studies in bogs in the UK and Japan reported that after polluting water sources were diverted, sometimes along with other interventions, *Sphagnum* moss cover increased. Both studies reported mixed effects on different species of herbs.
- *Assessment: likely to be beneficial (effectiveness 70%; certainty 50%; harms 10%). Based on evidence from: bogs (two studies); fens (one study).*

<https://www.conservationevidence.com/actions/1779>

## Unknown effectiveness (limited evidence)

### ● Clean waste water before it enters the environment

- *Characteristic plants:* One study in the Netherlands found that cleaning water entering a floating fen, along with other interventions to reduce pollution, allowed cover of mosses characteristic of low nutrient levels to increase.
- *Vegetation structure:* The same study found that after the input water began to be cleaned, along with other interventions to reduce pollution, vascular plant biomass decreased.
- *Assessment: unknown effectiveness – limited evidence (effectiveness 60%; certainty 25%; harms 0%). Based on evidence from: fens (one study).*

<https://www.conservationevidence.com/actions/1778>

### ● Slow down input water to allow more time for pollutants to be removed

- *Characteristic plants:* One before-and-after study in a floating fen in the Netherlands found that after input water was rerouted on a longer path, along with other interventions to reduce pollution, cover of mosses characteristic of low nutrient levels increased.
- *Vegetation structure:* The same study found that after the input water was rerouted on a longer path, along with other interventions to reduce pollution, vascular plant biomass decreased.
- *Assessment: unknown effectiveness – limited evidence (effectiveness 50%; certainty 20%; harms 5%). Based on evidence from: fens (one study).*

<https://www.conservationevidence.com/actions/1780>

## No evidence found (no assessment)

We have captured no evidence for the following interventions:

- Retain or create buffer zones between pollution sources and peatlands
- Use artificial barriers to prevent pollution entering peatlands
- Reduce fertilizer or herbicide use near peatlands
- Manage fertilizer or herbicide application near peatlands.

### 6.9.2 Agricultural and aquacultural effluents

<b>Based on the collated evidence, what is the current assessment of the effectiveness of interventions for agricultural/aquacultural effluents?</b>	
<b>No evidence found (no assessment)</b>	<ul style="list-style-type: none"><li>• Convert to organic agriculture or aquaculture near peatlands</li><li>• Limit the density of livestock on farmland near peatlands</li><li>• Use biodegradable oil in farming machinery</li></ul>

## No evidence found (no assessment)

We have captured no evidence for the following interventions:

- Convert to organic agriculture or aquaculture near peatlands
- Limit the density of livestock on farmland near peatlands
- Use biodegradable oil in farming machinery.

### 6.9.3 Industrial and military effluents

<b>Based on the collated evidence, what is the current assessment of the effectiveness of interventions for industrial and military effluents?</b>	
<b>No evidence found (no assessment)</b>	<ul style="list-style-type: none"><li>• Remove oil from contaminated peatlands</li></ul>



## No evidence found (no assessment)

We have captured no evidence for the following intervention:

- Remove oil from contaminated peatlands.

### 6.9.4 Airborne pollutants

Based on the collated evidence, what is the current assessment of the effectiveness of interventions for airborne pollutants?	
<b>Unknown effectiveness (limited evidence)</b>	<ul style="list-style-type: none"> <li>• Remove pollutants from waste gases before they enter the environment</li> <li>• Add lime to reduce acidity and/or increase fertility</li> <li>• Drain/replace acidic water</li> </ul>

#### Unknown effectiveness (limited evidence)

##### ● Remove pollutants from waste gases before they enter the environment

- *Plant richness/diversity:* One study in bogs in Estonia reported that after dust filters were installed in industrial plants, along with a general reduction in emissions, the number of *Sphagnum* moss species increased but the total number of plant species decreased.
- *Assessment: unknown effectiveness – limited evidence (effectiveness 50%; certainty 20%; harms 0%). Based on evidence from: bogs (one study).*

<https://www.conservationevidence.com/actions/1789>

##### ● Add lime to reduce acidity and/or increase fertility

- *Vegetation structure:* One replicated, controlled study in a fen meadow in the Netherlands found that liming increased overall vegetation biomass (mostly velvety bentgrass *Agrostis canina*).
- *Assessment: unknown effectiveness – limited evidence (effectiveness 50%; certainty 15%; harms 20%). Based on evidence from: fen meadows (one study).*

<https://www.conservationevidence.com/actions/1790>



## ● Drain/replace acidic water

- *Vegetation cover*: Two controlled studies in fens in the Netherlands reported that draining acidic water had mixed effects on cover of *Sphagnum* moss and herbs after 4–5 years, depending on the species and whether moss was also removed.
- *Overall plant richness/diversity*: One controlled, before-and-after study in a fen in the Netherlands reported that draining and replacing acidic water increased plant species richness.
- *Assessment: unknown effectiveness – limited evidence (effectiveness 40%; certainty 35%; harms 10%). Based on evidence from: fens (two studies).*

<https://www.conservationevidence.com/actions/1791>

## 6.10 Threat: Climate change and severe weather

---

**Based on the collated evidence, what is the current assessment of the effectiveness of interventions for climate change and severe weather?**

**No evidence found (no assessment)**

- Add water to peatlands to compensate for drought
- Plant shelter belts to protect peatlands from wind
- Build barriers to protect peatlands from the sea
- Restore/create peatlands in areas that will be climatically suitable in the future

### **No evidence found (no assessment)**

We have captured no evidence for the following interventions:

- Add water to peatlands to compensate for drought
- Plant shelter belts to protect peatlands from wind
- Build barriers to protect peatlands from the sea
- Restore/create peatlands in areas that will be climatically suitable in the future.

# 6.11 Habitat creation and restoration

---

*Remember, the effectiveness category for each intervention assumes that the aims of the intervention match your management goals. You should consider whether each intervention is necessary and appropriate in your focal peatland.*

## 6.11.1 General habitat creation and restoration

<b>Based on the collated evidence, what is the current assessment of the effectiveness of general habitat creation and restoration interventions?</b>	
<b>Likely to be beneficial</b>	<ul style="list-style-type: none"><li>• Restore/create peatland vegetation (multiple interventions)</li><li>• Restore/create peatland vegetation using the moss layer transfer technique</li></ul>

### Likely to be beneficial

- **Restore/create peatland vegetation (multiple interventions)**
  - *Plant community composition:* One replicated, controlled, before-and-after study in the UK reported that the overall plant community composition differed between restored and unrestored bogs. One replicated, controlled, site comparison study in Estonia found that restored and natural bogs contained more similar plant communities than unrestored and natural bogs. However, one site comparison



study in Canada reported that after five years, bogs being restored as fens contained a different plant community to natural fens.

- *Characteristic plants*: One controlled study, in a fen in France, reported that restoration interventions increased cover of fen-characteristic plants.
- *Moss cover*: Five studies (one replicated, paired, controlled, before-and-after) in bogs or other peatlands in the UK, Estonia and Canada found that restoration interventions increased total moss or bryophyte cover. Two studies (one replicated and controlled) in bogs in the Czech Republic and Estonia reported that restoration interventions increased *Sphagnum* moss cover, but one replicated before-and-after study in bogs in the UK reported no change in *Sphagnum* cover following intervention. Two site comparison studies in Canada reported that after 1–15 years, restored areas had lower moss cover than natural fens.
- *Herb cover*: Five studies (one replicated, paired, controlled, before-and-after) in peatlands in the Czech Republic, the UK, Estonia and Canada reported that restoration interventions increased cover of herbs, including cottongrasses *Eriophorum* spp. and other grass-like plants.
- *Overall vegetation cover*: Three studies (one replicated, controlled, before-and-after) in bogs in the UK and France reported that restoration interventions increased overall vegetation cover.
- *Assessment: likely to be beneficial (effectiveness 75%; certainty 60%; harms 5%). Based on evidence from: bogs (six studies); fens (one study); mixed or unspecified peatlands (two studies).*

<https://www.conservationevidence.com/actions/1803>

## ● Restore/create peatland vegetation using the moss layer transfer technique

- *Plant community composition*: One replicated study in bogs in Canada reported that the majority of restored areas developed a community of bog-characteristic plant species within eleven years. One controlled, before-and-after study in a bog in Canada reported that a restored area (included in the previous study) developed a more

peatland-characteristic plant community over time, and relative to an unrestored area.

- *Vegetation cover:* Two controlled studies in one bog in Canada reported that after 4–8 years, a restored area had greater cover than an unrestored area of mosses and bryophytes (including *Sphagnum* spp.) and herbs (including cottongrasses *Eriophorum* spp.), but less cover of shrubs. One of the studies reported that vegetation in the restored area became more similar to local natural bogs.
- *Overall plant richness/diversity:* One controlled, before-and-after study in a bog in Canada reported that after eight years, a restored area contained more plant species than an unrestored area.
- *Assessment: likely to be beneficial (effectiveness 70%; certainty 60%; harms 1%). Based on evidence from: bogs (four studies).*

<https://www.conservationevidence.com/actions/1804>

### 6.11.2 Modify physical habitat only

<b>Based on the collated evidence, what is the current assessment of the effectiveness of interventions that modify the physical habitat only?</b>	
<b>Likely to be beneficial</b>	<ul style="list-style-type: none"> <li>• Fill/block ditches to create conditions suitable for peatland plants</li> <li>• Remove upper layer of peat/soil</li> </ul>
<b>Unknown effectiveness (limited evidence)</b>	<ul style="list-style-type: none"> <li>• Excavate pools</li> <li>• Reprofile/relandscape peatland</li> <li>• Disturb peatland surface to encourage growth of desirable plants</li> <li>• Add inorganic fertilizer</li> <li>• Cover peatland with organic mulch</li> <li>• Cover peatland with something other than mulch</li> <li>• Stabilize peatland surface to help plants colonize</li> <li>• Build artificial bird perches to encourage seed dispersal</li> </ul>
<b>No evidence found (no assessment)</b>	<ul style="list-style-type: none"> <li>• Roughen peat surface to create microclimates</li> <li>• Bury upper layer of peat/soil</li> <li>• Introduce nurse plants</li> </ul>



## Likely to be beneficial

### ● Fill/block ditches to create conditions suitable for peatland plants

- *Vegetation cover:* Two studies, in a bog in the UK and a fen in the USA, reported that blocked or filled ditches were colonized by peatland vegetation within 2–3 years. In the USA, vegetation cover was restored to natural, undisturbed levels. One replicated study in bogs in the UK reported that plants had not colonized blocked gullies after six months.
- *Overall plant richness/diversity:* One site comparison study in a fen in the USA found that after two years, a filled ditch contained more plant species than adjacent undisturbed fen.
- *Assessment: likely to be beneficial (effectiveness 60%; certainty 50%; harms 0%). Based on evidence from: bogs (two studies); fens (one study).*

<https://www.conservationevidence.com/actions/1805>

### ● Remove upper layer of peat/soil

- *Plant community composition:* Five studies (one replicated, randomized, paired, controlled) in a peatland in the USA and fens or fen meadows in the Netherlands and Poland reported that plots stripped of topsoil developed different plant communities to unstripped peatlands. In one study, the effect of stripping was not separated from the effect of rewetting. Two studies in fen meadows in Germany and Poland reported that the depth of soil stripping affected plant community development.
- *Characteristic plants:* Four studies (one replicated, randomized, paired, controlled) in fen meadows in Germany and the Netherlands, and a peatland in the USA, reported that stripping soil increased cover of wetland- or peatland-characteristic plants after 4–13 years. In the Netherlands, the effect of stripping was not separated from the effect of rewetting. One replicated site comparison study in fens in Belgium and the Netherlands found that stripping soil increased fen-characteristic plant richness.

- *Herb cover*: Three studies (one replicated, paired, controlled) in fens or fen meadows in Germany, the UK and Poland found that stripping soil increased rush, reed or sedge cover after 2–6 years. One controlled study in a fen meadow in the Netherlands reported that stripping soil had no effect on cover of true sedges *Carex* spp. or velvety bentgrass *Agrostis canina* after five years. Two controlled studies, in fens or fen meadows in the Netherlands and the UK, found that stripping soil reduced cover of purple moor grass *Molinia caerulea* for 2–5 years.
- *Vegetation structure*: Two studies, in fens or fen meadows in the Netherlands and Belgium, found that stripping soil reduced vegetation biomass (total or herbs) for up to 18 years. One replicated, randomized, paired, controlled study in a peatland in the USA found that stripping soil did not affect vegetation biomass after four years.
- *Overall plant richness/diversity*: Three studies (one replicated, paired, controlled) in fens or fen meadows in the UK, Belgium and the Netherlands reported that stripping soil increased total plant species richness over 2–18 years. In one study, the effect of stripping was not separated from the effect of rewetting. One replicated, controlled study in a fen in Poland found that stripping soil had no effect on plant species richness after three years. One replicated, randomized, paired, controlled study in a peatland in the USA found that stripping soil increased plant species richness and diversity, after four years, in one field but decreased it in another. One replicated study in a fen meadow in Poland reported that plant species richness increased after soil was stripped.
- *Assessment: likely to be beneficial (effectiveness 55%; certainty 50%; harms 10%). Based on evidence from: fen meadows (six studies); fens (three studies); unspecified peatlands (one study).*

<https://www.conservationevidence.com/actions/1809>

## Unknown effectiveness (limited evidence)

### ● Excavate pools

- *Plant community composition*: One replicated, before-and-after, site comparison study in bogs in Canada reported that excavated pools were colonized by some peatland vegetation over 4–6 years, but



contained different plant communities to natural pools. In particular, cattail *Typha latifolia* was more common in created pools.

- *Vegetation cover*: One replicated, before-and-after, site comparison study in bogs in Canada reported that after four years, created pools had less cover than natural pools of *Sphagnum* moss, herbs and shrubs.
- *Overall plant richness/diversity*: One replicated, before-and-after, site comparison study in bogs in Canada reported that after six years, created pools contained a similar number of plant species to natural pools.
- *Assessment: unknown effectiveness – limited evidence (effectiveness 45%; certainty 38%; harms 5%)*. Based on evidence from: bogs (two studies).

<https://www.conservationevidence.com/actions/1806>

### ● Reprofile/relandscape peatland

- *Plant community composition*: One site comparison study in Canada reported that after five years, reprofiled and rewetted bogs (being restored as fens) contained a different plant community to nearby natural fens.
- *Vegetation cover*: The same study reported that after five years, reprofiled and rewetted bogs (being restored as fens) had lower vegetation cover than nearby natural fens (specifically *Sphagnum* moss, other moss and vascular plants).
- *Assessment: unknown effectiveness – limited evidence (effectiveness 40%; certainty 20%; harms 10%)*. Based on evidence from: bogs (one study).

<https://www.conservationevidence.com/actions/1807>

### ● Disturb peatland surface to encourage growth of desirable plants

- *Plant community composition*: Two replicated, paired, controlled, before-and-after studies (one also randomized) in fens in Germany and Sweden reported that soil disturbance affected development of the plant community over 2–3 years. In Germany, disturbed plots developed greater cover of weedy species from the seed bank than undisturbed plots. In Sweden, the community in disturbed and undisturbed plots became less similar over time.



- *Characteristic plants:* The same two studies reported that wetland- or fen-characteristic plants colonized plots that had been disturbed (along with other interventions). The study in Germany noted that no peat-forming species colonized the fen.
- *Assessment: unknown effectiveness – limited evidence (effectiveness 45%; certainty 30%; harms 20%). Based on evidence from: fens (two studies).*

<https://www.conservationevidence.com/actions/1811>

## ● Add inorganic fertilizer

- *Vegetation cover:* One replicated, randomized, paired, controlled, before-and-after study in a bog in New Zealand reported that fertilizing typically increased total vegetation cover.
- *Vegetation structure:* One replicated, paired, controlled study in a fen meadow in the Netherlands found that fertilizing with phosphorous typically increased total above-ground vegetation biomass, but other chemicals typically had no effect.
- *Overall plant richness/diversity:* One replicated, randomized, paired, controlled, before-and-after study in a bog in New Zealand reported that fertilizing typically increased plant species richness.
- *Growth:* One replicated, controlled, before-and-after study in a bog in Germany found that fertilizing with phosphorous typically increased herb and shrub growth rate, but other chemicals had no effect.
- *Other:* Three replicated, controlled studies in a fen meadow in Germany and bogs in Germany and New Zealand reported that effects of fertilizer on peatland vegetation were more common when phosphorous was added, than when nitrogen or potassium were added.
- *Assessment: unknown effectiveness – limited evidence (effectiveness 50%; certainty 30%; harms 15%). Based on evidence from: bogs (two studies); fen meadows (one study).*

<https://www.conservationevidence.com/actions/1812>

## ● Cover peatland with organic mulch

- *Vegetation cover:* One replicated, randomized, paired, controlled, before-and-after study in a bog (being restored as a fen) in Canada found that mulching bare peat did not affect cover of fen-characteristic



plants. One replicated, controlled, before-and-after study in a bog in Australia reported that plots mulched with straw had similar *Sphagnum* moss cover to unmulched plots.

- *Characteristic plants*: One replicated, randomized, paired, controlled, before-and-after study in a bog (being restored as a fen) in Canada found that covering bare peat with straw mulch increased the number of fen characteristic plants, but not their overall cover.
- *Assessment: unknown effectiveness – limited evidence (effectiveness 40%; certainty 30%; harms 5%)*. Based on evidence from: bogs (two studies).

<https://www.conservationevidence.com/actions/1813>

### ● Cover peatland with something other than mulch

- *Vegetation cover*: One replicated, controlled, before-and-after study in a bog in Germany reported that covering bare peat with fleece or fibre mats did not affect the number of seedlings of five herb/shrub species. One replicated, controlled, before-and-after study in bogs in Australia reported that recently-burned plots shaded with plastic mesh developed greater cover of native plants, forbs and *Sphagnum* moss than unshaded plots.
- *Assessment: unknown effectiveness – limited evidence (effectiveness 40%; certainty 30%; harms 5%)*. Based on evidence from: bogs (two studies).

<https://www.conservationevidence.com/actions/1814>

### ● Stabilize peatland surface to help plants colonize

- *Vegetation cover*: One controlled, before-and-after study in a bog in the UK found that pegging coconut fibre rolls onto almost-bare peat did not affect the development of vegetation cover (total, mosses, shrubs or common cottongrass *Eriophorum angustifolium*).
- *Assessment: unknown effectiveness – limited evidence (effectiveness 20%; certainty 20%; harms 5%)*. Based on evidence from: bogs (one study).

<https://www.conservationevidence.com/actions/1815>

### ● Build artificial bird perches to encourage seed dispersal

- *Vegetation cover*: One replicated, paired, controlled study in a peat swamp forest in Indonesia found that artificial bird perches had no significant effect on tree seedling abundance.

- *Assessment: unknown effectiveness – limited evidence (effectiveness 20%; certainty 20%; harms 1%). Based on evidence from: tropical peat swamps (one study).*

<https://www.conservationevidence.com/actions/1817>

## No evidence found (no assessment)

We have captured no evidence for the following interventions:

- Roughen peat surface to create microclimates
- Bury upper layer of peat/soil
- Introduce nurse plants.

### 6.11.3 Introduce peatland vegetation

Based on the collated evidence, what is the current assessment of the effectiveness of interventions that introduce peatland vegetation?	
<b>Beneficial</b>	<ul style="list-style-type: none"> <li>• Add mosses to peatland surface</li> <li>• Add mixed vegetation to peatland surface</li> </ul>
<b>Likely to be beneficial</b>	<ul style="list-style-type: none"> <li>• Directly plant peatland mosses</li> <li>• Directly plant peatland herbs</li> <li>• Directly plant peatland trees/shrubs</li> <li>• Introduce seeds of peatland herbs</li> <li>• Introduce seeds of peatland trees/shrubs</li> </ul>

## Beneficial

### ● Add mosses to peatland surface

- *Sphagnum moss cover*: Eleven studies in bogs in the UK, Canada, Finland and Germany and fens in the USA reported that *Sphagnum* moss was present, after 1–4 growing seasons, in at least some plots sown with *Sphagnum*. Cover ranged from negligible to >90%. Six of these studies were controlled and found that there was more *Sphagnum* in sown than unsown plots. One additional study in



Canada found that adding *Sphagnum* to bog pools did not affect *Sphagnum* cover.

- *Other moss cover*: Four studies (including one replicated, randomized, paired, controlled, before-and-after) in bogs in Canada and fens in Sweden and the USA reported that mosses other than *Sphagnum* were present, after 2–3 growing seasons, in at least some plots sown with moss fragments. Cover ranged from negligible to 76%. In the fens in Sweden and the USA, moss cover was low (<1%) unless the plots were mulched, shaded or limed.
- *Assessment: beneficial* (effectiveness 78%; certainty 70%; harms 1%).  
*Based on evidence from: bogs (eleven studies); fens (two studies).*

<https://www.conservationevidence.com/actions/1821>

## ● Add mixed vegetation to peatland surface

- *Characteristic plants*: One replicated, randomized, paired, controlled, before-and-after study in a degraded bog (being restored as a fen) in Canada found that adding fen vegetation increased the number and cover of fen-characteristic plant species.
- *Sphagnum moss cover*: Seventeen replicated studies (five also randomized, paired, controlled, before-and-after) in bogs in Canada, the USA and Estonia reported that *Sphagnum* moss was present, after 1–6 growing seasons, in at least some plots sown with vegetation containing *Sphagnum*. Cover ranged from <1 to 73%. Six of the studies were controlled and found that *Sphagnum* cover was higher in sown than unsown plots. Five of the studies reported that *Sphagnum* cover was very low (<1%) unless plots were mulched after spreading fragments.
- *Other moss cover*: Eight replicated studies (seven before-and-after, one controlled) in bogs in Canada, the USA and Estonia reported that mosses or bryophytes other than *Sphagnum* were present, after 1–6 growing seasons, in at least some plots sown with mixed peatland vegetation. Cover ranged from <1 to 65%.
- *Vascular plant cover*: Ten replicated studies in Canada, the USA and Estonia reported that vascular plants appeared following addition of mixed vegetation fragments to bogs. Two of the studies were controlled: one found that vascular plant cover was significantly

higher in sown than unsown plots, but one found that sowing peatland vegetation did not affect herb cover.

- *Assessment: beneficial (effectiveness 78%; certainty 68%; harms 1%). Based on evidence from: bogs (eighteen studies).*

<https://www.conservationevidence.com/actions/1822>

## Likely to be beneficial

### ● Directly plant peatland mosses

- *Survival:* One study in Lithuania reported that 47 of 50 *Sphagnum*-dominated sods planted into a rewetted bog survived for one year.
- *Growth:* Two before-and-after studies, in a fen in the Netherlands and bog pools in the UK, reported that mosses grew after planting.
- *Moss cover:* Five before-and-after studies in a fen in the Netherlands and bogs in Germany, Ireland, Estonia and Australia reported that after planting mosses, the area covered by moss increased in at least some cases. The study in the Netherlands reported spread of planted moss beyond the introduction site. The study in Australia was controlled and reported that planted plots developed greater *Sphagnum* moss cover than unplanted plots.
- *Assessment: likely to be beneficial (effectiveness 75%; certainty 60%; harms 0%). Based on evidence from: bogs (six studies); fens (one study).*

<https://www.conservationevidence.com/actions/1818>

### ● Directly plant peatland herbs

- *Survival:* Three replicated studies, in a fen meadow in the Netherlands and fens in the USA, reported that planted herbs survived over 2–3 years. However, for six of nine species only a minority of individuals survived.
- *Growth:* Two replicated before-and-after studies, in a bog in Germany and fens in the USA, reported that planted herbs grew.
- *Vegetation cover:* One replicated, controlled, before-and-after study in Canada found that planting herbs had no effect on moss, herb or shrub cover in created bog pools relative to natural colonization.



- *Assessment: likely to be beneficial (effectiveness 50%; certainty 40%; harms 0%). Based on evidence from: bogs (two studies); fens (two studies); fen meadows (one study).*

<https://www.conservationevidence.com/actions/1819>

## ● Directly plant peatland trees/shrubs

- *Survival:* Eight studies (seven replicated) in peat swamp forests in Thailand, Malaysia and Indonesia and bogs in Canada reported that the majority of planted trees/shrubs survived over periods between 10 weeks and 13 years. One study in a peat swamp forest in Indonesia reported <5% survival of planted trees after five months, following unusually deep flooding. One replicated study in a fen in the USA reported that most planted willow *Salix* spp. cuttings died within two years.
- *Growth:* Four studies (including two replicated, before-and-after) in peat swamp forests in Thailand, Indonesia and Malaysia reported that planted trees grew. One replicated before-and-after study in bogs in Canada reported that planted shrubs grew.
- *Assessment: likely to be beneficial (effectiveness 70%; certainty 50%; harms 0%). Based on evidence from: tropical peat swamps (seven studies); bogs (three studies); fens (one study).*

<https://www.conservationevidence.com/actions/1820>

## ● Introduce seeds of peatland herbs

- *Germination:* Two replicated studies (one also controlled, before-and-after) reported that some planted herb seeds germinated. In a bog in Germany three of four species germinated, but in a fen in the USA only one of seven species germinated.
- *Characteristic plants:* Three studies (two controlled) in fen meadows in Germany and a peatland in China reported that wetland-characteristic or peatland-characteristic plants colonized plots where herb seeds were sown (sometimes along with other interventions).
- *Herb cover:* Three before-and-after studies (one also replicated, randomized, paired, controlled) in a bog in New Zealand, fen meadows in Switzerland and a peatland in China reported that plots sown with herb seeds developed cover of the sown herbs (and, in

New Zealand, greater cover than unsown plots). In China, the effect of sowing was not separated from the effects of other interventions. One replicated, randomized, paired, controlled study in a fen in the USA found that plots sown with herb (and shrub) seeds developed similar herb cover to plots that were not sown.

- *Overall vegetation cover:* Of three replicated, controlled studies, one in a fen in the USA found that sowing herb (and shrub) seeds increased total vegetation cover. One study in a bog in New Zealand found that sowing herb seeds had no effect on total vegetation cover. One study in a fen meadow in Poland found that the effect of adding seed-rich hay depended on other treatments applied to plots.
- *Overall plant richness/diversity:* Two replicated, controlled studies in fens in the USA and Poland found that sowing herb seeds had no effect on plant species richness (total or vascular). Two replicated, controlled, before-and-after studies in a bog in New Zealand and a fen meadow in Poland each reported inconsistent effects of herb sowing on total plant species richness.
- *Assessment: likely to be beneficial (effectiveness 50%; certainty 50%; harms 0%). Based on evidence from: fen meadows (four studies); fens (three studies); bogs (two studies); unspecified peatlands (one study).*

<https://www.conservationevidence.com/actions/1823>

## ● Introduce seeds of peatland trees/shrubs

- *Germination:* Two replicated studies in a bog in Germany and a fen in the USA reported germination of heather *Calluna vulgaris* and hoary willow *Salix candida* seeds, respectively, in at least some sown plots.
- *Survival:* The study in the bog Germany reported survival of some heather seedlings over two years. The study in the fen in the USA reported that all germinated willow seedlings died within one month.
- *Shrub cover:* Two studies (one replicated, randomized, paired, controlled) in bogs in New Zealand and Estonia reported that plots sown with shrub seeds, sometimes along with other interventions, developed greater cover of some shrubs than plots that were not sown: sown manuka *Leptospermum scoparium* or naturally colonizing heather *Calluna vulgaris* (but not sown cranberry *Oxycoccus palustris*).



One replicated, randomized, paired, controlled study in a fen in the USA found that plots sown with shrub (and herb) seeds developed similar overall shrub cover to unsown plots within two years.

- *Overall vegetation cover:* Two replicated, randomized, paired, controlled studies in a bog in New Zealand and a fen in the USA reported that plots sown with shrub (and herb) seeds developed greater total vegetation cover than unsown plots after two years. One site comparison study in bogs in Estonia reported that sowing shrub seeds, along with fertilization, had no effect on total vegetation cover after 25 years.
- *Overall plant richness/diversity:* One site comparison study in bogs in Estonia reported that sowing shrub seeds, along with fertilization, increased plant species richness. However, one replicated, randomized, paired, controlled study in a bog in New Zealand reported that plots sown with shrub seeds typically contained fewer plant species than plots that were not sown. One replicated, randomized, paired, controlled study in a fen in the USA found that sowing shrub (and herb) seeds had no effect on plant species richness.
- *Assessment: likely to be beneficial (effectiveness 45%; certainty 40%; harms 5%). Based on evidence from: bogs (three studies); fens (two studies).*

<https://www.conservationevidence.com/actions/1824>



## 6.12 Actions to complement planting

---

<b>Based on the collated evidence, what is the current assessment of the effectiveness of actions to complement planting peatland vegetation?</b>	
<b>Likely to be beneficial</b>	<ul style="list-style-type: none"> <li>• Cover peatland with organic mulch (after planting)</li> <li>• Cover peatland with something other than mulch (after planting)</li> <li>• Reprofile/relandscape peatland (before planting)</li> </ul>
<b>Trade-off between benefit and harms</b>	<ul style="list-style-type: none"> <li>• Add inorganic fertilizer (before/after planting)</li> </ul>
<b>Unknown effectiveness (limited evidence)</b>	<ul style="list-style-type: none"> <li>• Introduce nurse plants (to aid focal peatland plants)</li> <li>• Irrigate peatland (before/after planting)</li> <li>• Create mounds or hollows (before planting)</li> <li>• Add fresh peat to peatland (before planting)</li> <li>• Remove vegetation that could compete with planted peatland vegetation</li> <li>• Add root-associated fungi to plants (before planting)</li> </ul>
<b>Likely to be ineffective or harmful</b>	<ul style="list-style-type: none"> <li>• Add lime (before/after planting)</li> </ul>
<b>No evidence found (no assessment)</b>	<ul style="list-style-type: none"> <li>• Add organic fertilizer (before/after planting)</li> <li>• Rewet peatland (before/after planting)</li> <li>• Remove upper layer of peat/soil (before planting)</li> <li>• Bury upper layer of peat/soil (before planting)</li> <li>• Encapsulate planted moss fragments in beads/gel</li> <li>• Use fences or barriers to protect planted vegetation</li> <li>• Protect or prepare vegetation before planting (other interventions)</li> </ul>



## Likely to be beneficial

### ● Cover peatland with organic mulch (after planting)

- *Germination*: One replicated, controlled, before-and-after study in a bog in Germany found that mulching after sowing seeds increased germination of two species (a grass and a shrub), but had no effect on three other herb species.
- *Survival*: Two replicated, paired, controlled studies in a fen in Sweden and a bog in the USA reported that mulching increased survival of planted vegetation (mosses or sedges). One replicated, paired, controlled study in Indonesia reported that mulching with oil palm fruits reduced survival of planted peat swamp tree seedlings.
- *Growth*: One replicated, randomized, paired, controlled, before-and-after study in a fen in the USA reported that mulching increased growth of transplanted water sedge *Carex aquatilis*.
- *Cover*: Six studies (including four replicated, randomized, paired, controlled, before-and-after) in bogs in Canada and the USA, and a fen in Sweden, found that mulching after planting increased vegetation cover (specifically total vegetation, total mosses/bryophytes, *Sphagnum* mosses or vascular plants after 1–3 growing seasons). Three replicated, randomized, paired, controlled, before-and-after studies in bogs in Canada found that mulching after planting had no effect on vegetation cover (*Sphagnum* mosses or fen-characteristic plants).
- *Assessment*: likely to be beneficial (effectiveness 60%; certainty 60%; harms 10%). Based on evidence from: bogs (nine studies); fens (two studies); tropical peat swamps (one study).

<https://www.conservationevidence.com/actions/1828>

### ● Cover peatland with something other than mulch (after planting)

- *Germination*: One replicated, controlled, before-and-after study in a bog in Germany reported mixed effects of fleece and fibre mats on germination of sown herb and shrub seeds (positive or no effect, depending on species).

- *Survival*: Two replicated, randomized, controlled studies examined the effect, on plant survival, of covering planted areas. One study in a fen in Sweden reported that shading increased survival of planted mosses. One study in a nursery in Indonesia reported that shading did not affect survival of most studied peat swamp tree species, but increased survival of some.
- *Growth*: Three replicated, randomized, controlled, before-and-after studies examined the effect, on plant growth, of covering planted areas. One study in a greenhouse in Switzerland found that covers, either transparent plastic or shading mesh, increased growth of planted *Sphagnum* moss. One study in a fen in Sweden found that shading with plastic mesh reduced growth of planted fen mosses. One study in a nursery in Indonesia reported that seedlings shaded with plastic mesh grew taller and thinner than unshaded seedlings.
- *Cover*: Two replicated and paired studies, in a fen in Sweden and a bog in Australia, reported that shading plots with plastic mesh increased planted moss cover. One study in a bog in Canada found that covering sown plots with plastic mesh, but not transparent sheets, increased *Sphagnum* moss abundance. Another study in a bog in Canada reported that shading sown plots with plastic mesh did not affect cover of vegetation overall, vascular plants or mosses.
- *Assessment*: likely to be beneficial (effectiveness 50%; certainty 50%; harms 10%). Based on evidence from: bogs (five studies); fens (two studies); tropical peat swamps (one study).

<https://www.conservationevidence.com/actions/1829>

## ● **Reprofile/relandscape peatland (before planting)**

- *Survival*: One replicated, paired, controlled study in a bog in Canada found that over one growing season, survival of sown *Sphagnum* mosses was higher in reprofiled basins than on raised plots.
- *Cover*: Two replicated, controlled, before-and-after studies in bogs in Canada found that reprofiled basins had higher *Sphagnum* cover than raised plots, 3–4 growing seasons after sowing *Sphagnum*-dominated vegetation fragments. One controlled study in a bog in Estonia reported that reprofiled and raised plots had similar *Sphagnum* cover, 1–2 years after sowing. All three studies found that



reprofiled and raised plots developed similar cover of other mosses/ bryophytes and vascular plants.

- *Assessment: likely to be beneficial (effectiveness 60%; certainty 40%; harms 5%). Based on evidence from: bogs (four studies).*

<https://www.conservationevidence.com/actions/1833>

## Trade-off between benefit and harms

### ● Add inorganic fertilizer (before/after planting)

- *Survival:* Two replicated, randomized, paired, controlled studies in bogs in Canada examined the effect, on plant survival, of adding inorganic fertilizer to areas planted with peatland plants. One study reported that fertilizer increased survival of two planted tree species. The other study found that fertilizer had no effect on three planted tree species and reduced survival of one.
- *Growth:* Five studies (three replicated, randomized, paired, controlled) in bogs in the UK, Germany and Canada found that fertilizer typically increased growth of planted mosses, herbs or trees. However, for some species or in some conditions, fertilizer had no effect on growth. One replicated, randomized, controlled, before-and-after study in a nursery in Indonesia found that fertilizer typically had no effect on growth of peat swamp tree seedlings.
- *Cover:* Three replicated, randomized, paired, controlled studies in bogs examined the effect, on vegetation cover, of adding inorganic fertilizer to areas planted with peatland plants. One study in Canada found that fertilizer increased total vegetation, vascular plant and bryophyte cover. Another study in Canada found that fertilizer increased cover of true sedges *Carex* spp. but had no effect on other vegetation. One study in New Zealand reported that fertilizer typically increased cover of a sown shrub and rush, but this depended on the chemical used and preparation of the peat.
- *Assessment: trade-off between benefit and harms (effectiveness 45%; certainty 40%; harms 20%). Based on evidence from: bogs (eight studies); tropical peat swamps (one study).*

<https://www.conservationevidence.com/actions/1826>

## Unknown effectiveness (limited evidence)

### ● Introduce nurse plants (to aid focal peatland plants)

- *Survival*: One replicated, paired, controlled study in Malaysia reported that planting nurse trees did not affect survival of planted peat swamp tree seedlings (averaged across six species).
- *Cover*: Two replicated, randomized, paired, controlled, before-and-after studies in bogs in the USA and Canada found that planting nurse herbs had no effect on cover, after 2–3 years, of other planted vegetation (mosses/bryophytes, vascular plants or total cover).
- *Assessment*: unknown effectiveness – limited evidence (effectiveness 30%; certainty 38%; harms 1%). Based on evidence from: bogs (two studies); tropical peat swamps (one study).

<https://www.conservationevidence.com/actions/1830>

### ● Irrigate peatland (before/after planting)

- *Cover*: One replicated, paired, controlled, before-and-after study in a bog in Canada found that irrigation increased the number of *Sphagnum* moss shoots present 1–2 growing seasons after sowing *Sphagnum* fragments.
- *Assessment*: unknown effectiveness – limited evidence (effectiveness 60%; certainty 20%; harms 5%). Based on evidence from: bogs (one study).

<https://www.conservationevidence.com/actions/1832>

### ● Create mounds or hollows (before planting)

- *Growth*: One controlled study, in a peat swamp in Thailand, reported that trees planted into mounds of peat grew thicker stems than trees planted at ground level.
- *Cover*: Two replicated, randomized, paired, controlled, before-and-after studies in bogs in Canada found that roughening the peat surface (e.g. by harrowing or adding peat blocks) did not significantly affect cover of planted *Sphagnum* moss, after 1–3 growing seasons.
- *Assessment*: unknown effectiveness – limited evidence (effectiveness 30%; certainty 38%; harms 5%). Based on evidence from: bogs (two studies); tropical peat swamps (one study).

<https://www.conservationevidence.com/actions/1834>



### ● Add fresh peat to peatland (before planting)

- *Cover*: One replicated, controlled, before-and-after study in New Zealand reported that plots amended with fine peat supported higher cover of two sown plant species than the original (tilled) bog surface.
- *Assessment: unknown effectiveness – limited evidence (effectiveness 45%; certainty 25%; harms 5%)*. Based on evidence from: bogs (one study).

<https://www.conservationevidence.com/actions/1837>

### ● Remove vegetation that could compete with planted peatland vegetation

- *Survival*: One controlled study in a bog the UK reported that some *Sphagnum* moss survived when sown, in gel beads, into a plot where purple moor grass *Molinia caerulea* had previously been cut. No moss survived in a plot where grass had not been cut.
- *Assessment: unknown effectiveness – limited evidence (effectiveness 60%; certainty 20%; harms 2%)*. Based on evidence from: bogs (one study).

<https://www.conservationevidence.com/actions/1840>

### ● Add root-associated fungi to plants (before planting)

- *Survival*: Two controlled studies (one also replicated, paired, before-and-after) in peat swamps in Indonesia found that adding root fungi did not affect survival of planted red balau *Shorea balangeran* or jelutong *Dyera polyphylla* in all or most cases. However, one fungal treatment increased red balau survival.
- *Growth*: Two replicated, controlled, before-and-after studies of peat swamp trees in Indonesia found that adding root fungi to seedlings, before planting, typically had no effect on their growth. However, one controlled study in Indonesia found that adding root fungi increased growth of red balau seedlings.
- *Assessment: unknown effectiveness – limited evidence (effectiveness 30%; certainty 35%; harms 0%)*. Based on evidence from: tropical peat swamps (three studies).

<https://www.conservationevidence.com/actions/1841>

## Likely to be ineffective or harmful

### ● Add lime (before/after planting)

- *Survival*: One replicated, controlled study in the Netherlands reported that liming reduced survival of planted fen herbs after two growing seasons. One replicated, randomized, paired, controlled study in Sweden found that liming increased survival of planted fen mosses over one season.
- *Growth*: Two controlled, before-and-after studies found that liming did not increase growth of planted peatland vegetation: for two *Sphagnum* moss species in bog pools in the UK, and for most species of peat swamp tree in a nursery in Indonesia. One replicated, controlled, before-and-after study in Sweden found that liming increased growth of planted fen mosses.
- *Cover*: Of two replicated, randomized, paired, controlled studies, one in a fen in Sweden found that liming increased cover of sown mosses. The other, in a bog in Canada, found that liming plots sown with mixed fen vegetation did not affect vegetation cover (total, vascular plants or bryophytes).
- *Assessment*: likely to be ineffective or harmful (effectiveness 35%; certainty 40%; harms 20%). Based on evidence from: bogs (two studies); fens (two studies); fen meadows (one study); tropical peat swamps (one study).

<https://www.conservationevidence.com/actions/1825>

## No evidence found (no assessment)

We have captured no evidence for the following interventions:

- Add organic fertilizer (before/after planting)
- Rewet peatland (before/after planting)
- Remove upper layer of peat/soil (before planting)
- Bury upper layer of peat/soil (before planting)
- Encapsulate planted moss fragments in beads/gel
- Use fences or barriers to protect planted vegetation
- Protect or prepare vegetation before planting (other interventions).

## 6.13 Habitat protection

---

Based on the collated evidence, what is the current assessment of the effectiveness of actions to protect peatland habitats?	
<b>Likely to be beneficial</b>	<ul style="list-style-type: none"> <li>• Legally protect peatlands</li> </ul>
<b>Unknown effectiveness (limited evidence)</b>	<ul style="list-style-type: none"> <li>• Pay landowners to protect peatlands</li> <li>• Increase 'on-the-ground' protection (e.g. rangers)</li> </ul>
<b>No evidence found (no assessment)</b>	<ul style="list-style-type: none"> <li>• Create legislation for 'no net loss' of wetlands</li> <li>• Adopt voluntary agreements to protect peatlands</li> <li>• Allow sustainable use of peatlands</li> </ul>

### Likely to be beneficial

#### ● Legally protect peatlands

- *Peatland habitat*: Two studies in Indonesia reported that peat swamp forest was lost from within the boundaries of national parks. However, one of these studies reported that forest loss was greater outside the national park. One before-and-after study in China reported that peatland area initially decreased following legal protection, but increased in the longer term.
- *Plant community composition*: One before-and-after study in a bog in Denmark reported that the plant community composition changed over 161 years of protection. Woody plants became more abundant.
- *Vegetation cover*: One site comparison study in Chile found that protected peatland had greater vegetation cover (total, herbs and shrubs) than adjacent grazed and moss-harvested peatland.



- *Overall plant richness/diversity:* One before-and-after study in Denmark reported that the number of plant species in a protected bog fluctuated over time, with no clear trend. One site comparison study in Chile found that protected peatland had lower plant richness and diversity, but also fewer non-native species, than adjacent grazed and harvested peatland.
- *Assessment: likely to be beneficial (effectiveness 60%; certainty 40%; harms 1%). Based on evidence from: tropical peat swamps (two studies); bogs (one study); unspecified peatlands (two studies).*

<https://www.conservationevidence.com/actions/1796>

## Unknown effectiveness (limited evidence)

### ● Pay landowners to protect peatlands

- *Peatland habitat:* One review reported that agri-environment schemes in the UK had mixed effects on bogs, protecting the area of bog habitat in three of six cases.
- *Assessment: unknown effectiveness – limited evidence (effectiveness 50%; certainty 20%; harms 10%). Based on evidence from: bogs (one study).*

<https://www.conservationevidence.com/actions/1799>

### ● Increase 'on the ground' protection (e.g. rangers)

- *Behaviour change:* One before-and-after study in a peat swamp forest in Indonesia reported that the number of illegal sawmills decreased over two years of anti-logging patrols.
- *Assessment: unknown effectiveness – limited evidence (effectiveness 60%; certainty 20%; harms 0%). Based on evidence from: tropical peat swamps (one study).*

<https://www.conservationevidence.com/actions/1800>

## No evidence found (no assessment)

We have captured no evidence for the following interventions:

- Create legislation for 'no net loss' of wetlands
- Adopt voluntary agreements to protect peatlands
- Allow sustainable use of peatlands.

## 6.14 Education and awareness

---

Based on the collated evidence, what is the current assessment of the effectiveness of actions to educate/raise awareness about peatlands?	
<b>Unknown effectiveness (limited evidence)</b>	<ul style="list-style-type: none"> <li>• Raise awareness amongst the public (general)</li> <li>• Provide education or training programmes about peatlands or peatland management</li> <li>• Lobby, campaign or demonstrate to protect peatlands</li> </ul>
<b>No evidence found (no assessment)</b>	<ul style="list-style-type: none"> <li>• Raise awareness amongst the public (wild fire)</li> <li>• Raise awareness amongst the public (problematic species)</li> <li>• Raise awareness through engaging volunteers in peatland management or monitoring</li> </ul>

### Unknown effectiveness (limited evidence)

#### ● Raise awareness amongst the public (general)

- *Behaviour change:* One before-and-after study in the UK reported that following awareness-raising activities (e.g. publishing reports, organizing seminars and using education volunteers in garden centres), the percentage of the public buying peat-free compost increased.
- *Assessment: unknown effectiveness – limited evidence (effectiveness 60%; certainty 25%; harms 0%). Based on evidence from: unspecified peatlands (one study).*

<https://www.conservationevidence.com/actions/1844>

## ● Provide education or training programmes about peatlands or peatland management

- *Behaviour change*: One study in peat swamps in Indonesia reported that over 3,500 households adopted sustainable farming practices following workshops about sustainable farming. One before-and-after study in peat swamps in Indonesia reported that a training course increased the quality of rubber produced by local farmers.
- *Assessment: unknown effectiveness – limited evidence (effectiveness 60%; certainty 30%; harms 0%)*. Based on evidence from: tropical peat swamps (two studies).

<https://www.conservationevidence.com/actions/1848>

## ● Lobby, campaign or demonstrate to protect peatlands

- *Peatland protection*: Two studies in the UK reported that the area of protected peatland increased following pressure from a campaign group (including business meetings, parliamentary debates, publishing reports and public engagement).
- *Behaviour change*: One study in the UK reported that following pressure from the same campaign group, major retailers stopped buying compost containing peat from important peatland areas and horticultural companies began marketing peat-free compost.
- *Attitudes/awareness*: One study in the UK reported that following pressure from the same campaign group, garden centres and local governments signed voluntary peatland conservation agreements.
- *Assessment: unknown effectiveness – limited evidence (effectiveness 60%; certainty 35%; harms 0%)*. Based on evidence from: unspecified peatlands (two studies).

<https://www.conservationevidence.com/actions/1849>

## No evidence found (no assessment)

We have captured no evidence for the following interventions:

- Raise awareness amongst the public (wild fire)
- Raise awareness amongst the public (problematic species)
- Raise awareness through engaging volunteers in peatland management or monitoring.

# 7. PRIMATE CONSERVATION

Jessica Junker, Hjalmar S. Kühl, Lisa Orth, Rebecca K. Smith,  
Silviu O. Petrovan & William J. Sutherland

## Expert assessors

Graham L. Banes, University of Wisconsin-Madison, USA

Sergio Marrocoli, Max Planck Institute for Evolutionary Anthropology, Germany

Sarah Papworth, Royal Holloway University of London, UK

Silviu O. Petrovan, University of Cambridge, UK

Andrew J. Plumptre, Wildlife Conservation Society, Uganda

Ricardo Rocha, University of Cambridge, UK

Joanna M. Setchell, Durham University, UK

Kathy Slater, Operation Wallacea, UK

Erin Wessling, Max Planck Institute for Evolutionary Anthropology, Germany

Liz Williamson, University of Stirling, UK

**Scope of assessment:** for wild primate species across the world.

**Assessed:** 2017.

**Effectiveness measure** is the median % score for effectiveness.

**Certainty measure** is the median % certainty of evidence for effectiveness, determined by the quantity and quality of the evidence in the synopsis.

**Harm measure** is the median % score for negative side-effects to the group of species of concern.

This book is meant as a guide to the evidence available for different conservation interventions and as a starting point in assessing their effectiveness. The assessments are based on the available evidence for the target group of species for each intervention. The assessment may therefore refer to different species or habitat to the one(s) you are considering. Before making any decisions about implementing interventions it is vital that you read the more detailed accounts of the evidence in order to assess their relevance for your study species or system.

Full details of the evidence are available at  
**[www.conservationevidence.com](http://www.conservationevidence.com)**

There may also be significant negative side-effects on the target groups or other species or communities that have not been identified in this assessment.

A lack of evidence means that we have been unable to assess whether or not an intervention is effective or has any harmful impacts.

# 7.1 Threat: Residential and commercial development

---

<b>Based on the collated evidence, what is the current assessment of the effectiveness of interventions for residential and commercial development?</b>	
<b>Likely to be beneficial</b>	<ul style="list-style-type: none"><li>• Remove and relocate 'problem' animals</li></ul>
<b>No evidence found (no assessment)</b>	<ul style="list-style-type: none"><li>• Relocate primates to non-residential areas</li><li>• Discourage the planting of fruit trees and vegetable gardens on the urban edge</li></ul>

## Likely to be beneficial

### ● Remove and relocate 'problem' animals

Three studies, including one replicated, before-and-after trial, in India, Kenya, the Republic of Congo and Gabon found that most primates survived the translocation. One study found that all translocated rhesus monkeys remained at the release site for at least four years. Another study showed that after 16 years, 66% of olive baboons survived and survival rate was similar to wild study groups. The third study showed that 84% of gorillas released in the Republic of Congo and Gabon survived for at least four years. *Assessment: likely to be beneficial (effectiveness 60%; certainty 50%; harms 10%).*

<https://www.conservationevidence.com/actions/1422>

## **No evidence found (no assessment)**

We have captured no evidence for the following interventions:

- Relocate primates to non-residential areas
- Discourage the planting of fruit trees and vegetable gardens on the urban edge biodiversity-friendly farming.

## 7.2 Threat: Agriculture

---

<b>Based on the collated evidence, what is the current assessment of the effectiveness of interventions for agriculture?</b>	
<b>Likely to be beneficial</b>	<ul style="list-style-type: none"> <li>• Humans chase primates using random loud noises</li> </ul>
<b>Unknown effectiveness (limited evidence)</b>	<ul style="list-style-type: none"> <li>• Prohibit (livestock) farmers from entering protected areas</li> <li>• Use nets to keep primates out of fruit trees</li> </ul>
<b>No evidence found (no assessment)</b>	<ul style="list-style-type: none"> <li>• Create natural habitat islands within agricultural land</li> <li>• Use fences as biological corridors for primates</li> <li>• Provide sacrificial rows of crops on outer side of fields</li> <li>• Compensate farmers for produce loss caused by primates</li> <li>• Pay farmers to cover the costs of non-harmful strategies to deter primates</li> <li>• Retain nesting trees/shelter for primates within agricultural fields</li> <li>• Plant nesting trees/shelter for primates within agricultural fields</li> <li>• Regularly remove traps and snares around agricultural fields</li> <li>• Certify farms and market their products as 'primate friendly'</li> <li>• Farm more intensively and effectively in selected areas and spare more natural land</li> <li>• Install mechanical barriers to deter primates (e.g. fences, ditches)</li> </ul>



	<ul style="list-style-type: none"><li>• Use of natural hedges to deter primates</li><li>• Use of unpalatable buffer crops</li><li>• Change of crop (i.e. to a crop less palatable to primates)</li><li>• Plant crops favoured by primates away from primate areas</li><li>• Destroy habitat within buffer zones to make them unusable for primates</li><li>• Use GPS and/or VHF tracking devices on individuals of problem troops to provide farmers with early warning of crop raiding</li><li>• Chase crop-raiding primates using dogs</li><li>• Train langur monkeys to deter rhesus macaques</li><li>• Use loud-speakers to broadcast sounds of potential threats (e.g. barking dogs, explosions, gunshots)</li><li>• Use loud-speakers to broadcast primate alarm calls</li><li>• Strategically lay out the scent of a primate predator (e.g. leopard, lion)</li><li>• Humans chase primates using bright light</li></ul>
--	--

## Likely to be beneficial

### ● Humans chase primates using random loud noise

One controlled, replicated, before-and-after study in Indonesia found that in areas where noise deterrents were used, along with tree nets, crop raiding by orangutans was reduced. One study in the Democratic Republic Congo found that chasing gorillas and using random noise resulted in the return of gorillas from plantation to areas close to protected forest. *Assessment: likely to be beneficial (effectiveness 50%; certainty 40%; harms 0%).*

<https://www.conservationevidence.com/actions/1449>



## Unknown effectiveness (limited evidence)

### ● **Prohibit (livestock) farmers from entering protected areas**

One before-and-after site comparison study in Rwanda found that numbers of young gorillas increased after removal of cattle from a protected area, alongside other interventions. One before-and-after study in Rwanda, Uganda, and the Democratic Republic of Congo found that gorilla numbers declined following the removal of livestock, alongside other interventions.

*Assessment: unknown effectiveness — limited evidence (effectiveness 50%; certainty 30%; harms 0%).*

<https://www.conservationevidence.com/actions/1432>

### ● **Use nets to keep primates out of fruit trees**

A controlled, replicated, before-and-after study in Indonesia found that areas where nets were used to protect crop trees, crop-raiding by orangutans was reduced. *Assessment: unknown effectiveness — limited evidence (effectiveness 40%; certainty 30%; harms 20%).*

<https://www.conservationevidence.com/actions/1442>

## No evidence found (no assessment)

We have captured no evidence for the following interventions:

- Create natural habitat islands within agricultural land
- Use fences as biological corridors for primates
- Provide sacrificial rows of crops on outer side of fields
- Compensate farmers for produce loss caused by primates
- Pay farmers to cover the costs of non-harmful strategies to deter primates
- Retain nesting trees/shelter for primates within agricultural fields
- Plant nesting trees/shelter for primates within agricultural fields
- Regularly remove traps and snares around agricultural fields
- Certify farms and market their products as 'primate friendly'
- Farm more intensively and effectively in selected areas and spare more natural land

- Install mechanical barriers to deter primates (e.g. fences, ditches)
- Use of natural hedges to deter primates
- Use of unpalatable buffer crops
- Change of crop (i.e. to a crop less palatable to primates)
- Plant crops favoured by primates away from primate areas
- Destroy habitat within buffer zones to make them unusable for primates
- Use GPS and/or VHF tracking devices on individuals of problem troops to provide farmers with early warning of crop raiding
- Chase crop-raiding primates using dogs
- Train langur monkeys to deter rhesus macaques
- Use loud-speakers to broadcast sounds of potential threats (e.g. barking dogs, explosions, gunshots)
- Use loud-speakers to broadcast primate alarm calls
- Strategically lay out the scent of a primate predator (e.g. leopard, lion)
- Humans chase primates using bright light.

## 7.3 Threat: Energy production and mining

---

<b>Based on the collated evidence, what is the current assessment of the effectiveness of interventions for energy and production mining?</b>	
<b>No evidence found (no assessment)</b>	<ul style="list-style-type: none"><li>• Minimize ground vibrations caused by open cast mining activities</li><li>• Establish no-mining zones in/near watersheds so as to preserve water levels and water quality</li><li>• Use 'set-aside' areas of natural habitat for primate protection within mining area</li><li>• Certify mines and market their products as 'primate friendly' (e.g. ape-friendly cellular phones)</li><li>• Create/preserve primate habitat on islands before dam construction</li></ul>

### **No evidence found (no assessment)**

We have captured no evidence for the following interventions:

- Minimize ground vibrations caused by open cast mining activities
- Establish no-mining zones in/near watersheds so as to preserve water levels and water quality
- Use 'set-aside' areas of natural habitat for primate protection within mining area
- Certify mines and market their products as 'primate friendly' (e.g. ape-friendly cellular phones)
- Create/preserve primate habitat on islands before dam construction.

## 7.4 Threat: Transportation and service corridors

---

<b>Based on the collated evidence, what is the current assessment of the effectiveness of interventions for transportation and service corridors?</b>	
<b>Likely to be beneficial</b>	<ul style="list-style-type: none"> <li>• Install rope or pole (canopy) bridges</li> </ul>
<b>No evidence found (no assessment)</b>	<ul style="list-style-type: none"> <li>• Install green bridges (overpasses)</li> <li>• Implement speed limits in particular areas (e.g. with high primate densities) to reduce vehicle collisions with primates</li> <li>• Reduce road widths</li> <li>• Impose fines for breaking the speed limit or colliding with primates</li> <li>• Avoid building roads in key habitat or migration routes</li> <li>• Implement a minimum number of roads (and minimize secondary roads) needed to reach mining extraction sites</li> <li>• Re-use old roads rather than building new roads</li> <li>• Re-route vehicles around protected areas</li> <li>• Install speed bumps to reduce vehicle collisions with primates</li> <li>• Provide adequate signage of presence of primates on or near roads</li> </ul>



## Likely to be beneficial

### ● Install rope or pole (canopy) bridges

One before-and-after study in Belize study found that howler monkey numbers increased after pole bridges were constructed over man-made gaps. Two studies in Brazil and Madagascar found that primates used pole bridges to cross roads and pipelines. *Assessment: likely to be beneficial (effectiveness 50%; certainty 50%; harms 0%).*

<https://www.conservationevidence.com/actions/1457>

## No evidence found (no assessment)

We have captured no evidence for the following interventions:

- Install green bridges (overpasses)
- Implement speed limits in particular areas (e.g. with high primate densities) to reduce vehicle collisions with primates
- Reduce road widths
- Impose fines for breaking the speed limit or colliding with primates
- Avoid building roads in key habitat or migration routes
- Implement a minimum number of roads (and minimize secondary roads) needed to reach mining extraction sites
- Re-use old roads rather than building new roads
- Re-route vehicles around protected areas
- Install speed bumps to reduce vehicle collisions with primates
- Provide adequate signage of presence of primates on or near roads.

## 7.5 Threat: Biological resource use

---

### 7.5.1 Hunting

<b>Based on the collated evidence, what is the current assessment of the effectiveness of interventions for hunting?</b>	
<b>Likely to be beneficial</b>	<ul style="list-style-type: none"> <li>• Conduct regular anti-poaching patrols</li> <li>• Regularly de-activate/remove ground snares</li> <li>• Provide better equipment (e.g. guns) to anti-poaching ranger patrols</li> <li>• Implement local no-hunting community policies/traditional hunting ban</li> <li>• Implement community control of patrolling, banning hunting and removing snares</li> </ul>
<b>Unknown effectiveness (limited evidence)</b>	<ul style="list-style-type: none"> <li>• Strengthen/support/re-install traditions/taboo that forbid the killing of primates</li> <li>• Implement monitoring surveillance strategies (e.g. SMART) or use monitoring data to improve effectiveness of wildlife law enforcement patrols</li> <li>• Provide training to anti-poaching ranger patrols</li> </ul>
<b>No evidence found (no assessment)</b>	<ul style="list-style-type: none"> <li>• Implement no-hunting seasons for primates</li> <li>• Implement sustainable harvesting of primates (e.g. with permits, resource access agreements)</li> <li>• Encourage use of traditional hunting methods rather than using guns</li> <li>• Implement road blocks to inspect cars for illegal primate bushmeat</li> </ul>



	<ul style="list-style-type: none"> <li>• Provide medicine to local communities to control killing of primates for medicinal purposes</li> <li>• Introduce ammunition tax</li> <li>• Inspect bushmeat markets for illegal primate species</li> <li>• Inform hunters of the dangers (e.g., disease transmission) of wild primate meat</li> </ul>
--	--

## Likely to be beneficial

### ● Conduct regular anti-poaching patrols

Two of three studies found that gorilla populations increased after regular anti-poaching patrols were conducted, alongside other interventions. One study in Ghana found a decline in gorilla populations. One review on gorillas in Uganda found that no gorillas were killed after an increase in anti-poaching patrols. *Assessment: likely to be beneficial (effectiveness 70%; certainty 50%; harms 0%).*

<https://www.conservationevidence.com/actions/1471>

### ● Regularly de-activate/remove ground snares

One of two studies found that the number of gorillas increased in an area patrolled for removing snares, alongside other interventions. One study in the Democratic Republic of Congo, Rwanda, and Uganda found that gorilla populations declined despite snare removal. *Assessment: likely to be beneficial (effectiveness 60%; certainty 40%; harms 0%).*

<https://www.conservationevidence.com/actions/1475>

### ● Provide better equipment (e.g. guns) to anti-poaching ranger patrols

Two studies in the Democratic Republic of Congo and Rwanda found that gorilla populations increased after providing anti-poaching guards with better equipment, alongside other interventions. One study in Uganda found that no gorillas were killed after providing game guards with better equipment. *Assessment: likely to be beneficial (effectiveness 50%; certainty 40%; harms 0%).*

<https://www.conservationevidence.com/actions/1476>



- **Implement local no-hunting community policies/ traditional hunting ban**

Four studies, one of which had multiple interventions, in the Democratic Republic of Congo, Belize, Cameroon and Nigeria found that primate populations increased in areas where there were bans on hunting or where hunting was reduced due to local taboos. One study found that very few primates were killed in a sacred site in China where it is forbidden to kill wildlife. *Assessment: likely to be beneficial (effectiveness 60%; certainty 40%; harms 0%).*

<https://www.conservationevidence.com/actions/1478>

- **Implement community control of patrolling, banning hunting and removing snares**

Two site comparison studies found that there were more gorillas and chimpanzees in an area managed by a community conservation organisation than in areas not managed by local communities and community control was more effective at reducing illegal primate hunting compared to the nearby national park. A before-and-after study in Cameroon found that no incidents of gorilla poaching occurred over three years after implementation of community control and monitoring of illegal activities. *Assessment: likely to be beneficial (effectiveness 70%; certainty 50%; harms 0%).*

<https://www.conservationevidence.com/actions/1482>

## Unknown effectiveness (limited evidence)

- **Strengthen/support/re-install traditions/taboo that forbid the killing of primates**

One site comparison study in Laos found that Laotian black crested gibbons occurred at higher densities in areas where they were protected by a local hunting taboo compared to sites where there was no taboo. *Assessment: unknown effectiveness — limited evidence (effectiveness 60%; certainty 10%; harms 0%).*

<https://www.conservationevidence.com/actions/1479>



● **Implement monitoring surveillance strategies (e.g. SMART) or use monitoring data to improve effectiveness of wildlife law enforcement patrols**

One before-and-after study in Nigeria found that more gorillas and chimpanzees were observed after the implementation of law enforcement and a monitoring system. *Assessment: unknown effectiveness — limited evidence (effectiveness 60%; certainty 30%; harms 0%).*

<https://www.conservationevidence.com/actions/1481>

● **Provide training to anti-poaching ranger patrols**

Two before-and-after studies in Rwanda and India found that primate populations increased in areas where anti-poaching staff received training, alongside other interventions. Two studies in Uganda and Cameroon found that no poaching occurred following training of anti-poaching rangers, alongside other interventions. *Assessment: unknown effectiveness — limited evidence (effectiveness 70%; certainty 30%; harms 0%).*

<https://www.conservationevidence.com/actions/1477>

## No evidence found (no assessment)

We have captured no evidence for the following interventions:

- Implement no-hunting seasons for primates
- Implement sustainable harvesting of primates (e.g. with permits, resource access agreements)
- Encourage use of traditional hunting methods rather than using guns
- Implement road blocks to inspect cars for illegal primate bushmeat
- Provide medicine to local communities to control killing of primates for medicinal purposes
- Introduce ammunition tax
- Inspect bushmeat markets for illegal primate species
- Inform hunters of the dangers (e.g., disease transmission) of wild primate meat.

## 7.5.2 Substitution

<b>Based on the collated evidence, what is the current assessment of the effectiveness of interventions for substitution?</b>	
<b>Unknown effectiveness (limited evidence)</b>	<ul style="list-style-type: none"> <li>• Use selective logging instead of clear-cutting</li> <li>• Avoid/minimize logging of important food tree species for primates</li> </ul>
<b>No evidence found (no assessment)</b>	<ul style="list-style-type: none"> <li>• Use patch retention harvesting instead of clear-cutting</li> <li>• Implement small and dispersed logging compartments</li> <li>• Use shelter wood cutting instead of clear-cutting</li> <li>• Leave hollow trees in areas of selective logging for sleeping sites</li> <li>• Clear open patches in the forest</li> <li>• Thin trees within forests</li> <li>• Coppice trees</li> <li>• Manually control or remove secondary mid-storey and ground-level vegetation</li> <li>• Avoid slashing climbers/lianas, trees housing them, hemi-epiphytic figs, and ground vegetation</li> <li>• Incorporate forested corridors or buffers into logged areas</li> <li>• Close non-essential roads as soon as logging operations are complete</li> <li>• Use 'set-asides' for primate protection within logging area</li> <li>• Work inward from barriers or boundaries (e.g. river) to avoid pushing primates toward an impassable barrier or inhospitable habitat</li> <li>• Reduce the size of forestry teams to include employees only (not family members)</li> <li>• Certify forest concessions and market their products as 'primate friendly'</li> <li>• Provide domestic meat to workers of the logging company to reduce hunting</li> </ul>



## Unknown effectiveness (limited evidence)

### ● Use selective logging instead of clear-cutting

One of two site comparison studies in Africa found that primate abundance was higher in forests that had been logged at low intensity compared to forest logged at high intensity. One study in Uganda found that primate abundances were similar in lightly and heavily logged forests. One study in Madagascar found that the number of lemurs increased following selective logging. *Assessment: unknown effectiveness — limited evidence (effectiveness 60%; certainty 35%; harms 30%).*

<https://www.conservationevidence.com/actions/1485>

### ● Avoid/minimize logging of important food tree species for primates

One before-and-after study in Belize found that black howler monkey numbers increased over a 13 year period after trees important for food for the species were preserved, alongside other interventions. *Assessment: unknown effectiveness — limited evidence (effectiveness 60%; certainty 20%; harms 0%).*

<https://www.conservationevidence.com/actions/1494>

## No evidence found (no assessment)

We have captured no evidence for the following interventions:

- Use patch retention harvesting instead of clear-cutting
- Implement small and dispersed logging compartments
- Use shelter wood cutting instead of clear-cutting
- Leave hollow trees in areas of selective logging for sleeping sites
- Clear open patches in the forest
- Thin trees within forests
- Coppice trees
- Manually control or remove secondary mid-storey and ground-level vegetation.
- Avoid slashing climbers/lianas, trees housing them, hemi-epiphytic figs, and ground vegetation
- Incorporate forested corridors or buffers into logged areas
- Close non-essential roads as soon as logging operations are complete
- Use 'set-asides' for primate protection within logging area

*Primate Conservation*

- Work inward from barriers or boundaries (e.g. river) to avoid pushing primates toward an impassable barrier or inhospitable habitat
- Reduce the size of forestry teams to include employees only (not family members)
- Certify forest concessions and market their products as 'primate friendly'
- Provide domestic meat to workers of the logging company to reduce hunting.

## 7.6 Threat: Human intrusions and disturbance

---

Based on the collated evidence, what is the current assessment of the effectiveness of interventions for human intrusions and disturbance?	
<b>Unknown effectiveness (limited evidence)</b>	<ul style="list-style-type: none"> <li>• Implement a 'no-feeding of wild primates' policy</li> <li>• Put up signs to warn people about not feeding primates</li> <li>• Resettle illegal human communities (i.e. in a protected area) to another location</li> </ul>
<b>No evidence found (no assessment)</b>	<ul style="list-style-type: none"> <li>• Build fences to keep humans out</li> <li>• Restrict number of people that are allowed access to the site</li> <li>• Install 'primate-proof' garbage bins</li> <li>• Do not allow people to consume food within natural areas where primates can view them</li> </ul>

### Unknown effectiveness (limited evidence)

#### ● Implement a 'no-feeding of wild primates' policy

A controlled before-and-after study in Japan found that reducing food provisioning of macaques progressively reduced productivity and reversed population increases and crop and forest damage. *Assessment: unknown effectiveness — limited evidence (effectiveness 40%; certainty 20%; harms 0%).*

<https://www.conservationevidence.com/actions/1502>

● **Put up signs to warn people about not feeding primates**

One review study in Japan found that after macaque feeding by tourists was banned and advertised, the number of aggressive incidents between people and macaques decreased as well as the number of road collisions with macaques that used to be fed from cars. *Assessment: unknown effectiveness — limited evidence (effectiveness 30%; certainty 10%; harms 0%).*

<https://www.conservationevidence.com/actions/1507>

● **Resettle illegal human communities (i.e. in a protected area) to another location**

One review on gorillas in Uganda found that no more gorillas were killed after human settlers were relocated outside the protected area, alongside other interventions. One before-and-after study in the Republic of Congo found that most reintroduced chimpanzees survived over five years after human communities were resettled, alongside other interventions. *Assessment: unknown effectiveness — limited evidence (effectiveness 65%; certainty 15%; harms 0%).*

<https://www.conservationevidence.com/actions/1515>

## No evidence found (no assessment)

We have captured no evidence for the following interventions:

- Build fences to keep humans out
- Restrict number of people that are allowed access to the site
- Install 'primate-proof' garbage bins
- Do not allow people to consume food within natural areas where primates can view them.

## 7.7 Threat: Natural system modifications

---

**Based on the collated evidence, what is the current assessment of the effectiveness of interventions for natural system modifications?**

**No evidence found  
(no assessment)**

- Use prescribed burning within the context of home range size and use
- Protect important food/nest trees before burning

### **No evidence found (no assessment)**

We have captured no evidence for the following interventions:

- Use prescribed burning within the context of home range size and use
- Protect important food/nest trees before burning.



# 7.8 Threat: Invasive and other problematic species and genes

---

## 7.8.1 Problematic animal/plant species and genes

<b>Based on the collated evidence, what is the current assessment of the effectiveness of interventions for problematic animal/plant species and genes?</b>	
<b>No evidence found (no assessment)</b>	<ul style="list-style-type: none"><li>• Reduce primate predation by non-primate species through exclusion (e.g. fences) or translocation</li><li>• Reduce primate predation by other primate species through exclusion (e.g. fences) or translocation</li><li>• Control habitat-altering mammals (e.g. elephants) through exclusion (e.g. fences) or translocation</li><li>• Control inter-specific competition for food through exclusion (e.g. fences) or translocation</li><li>• Remove alien invasive vegetation where the latter has a clear negative effect on the primate species in question</li><li>• Prevent gene contamination by alien primate species introduced by humans, through exclusion (e.g. fences) or translocation</li></ul>



## No evidence found (no assessment)

We have captured no evidence for the following interventions:

- Reduce primate predation by non-primate species through exclusion (e.g. fences) or translocation
- Reduce primate predation by other primate species through exclusion (e.g. fences) or translocation
- Control habitat-altering mammals (e.g. elephants) through exclusion (e.g. fences) or translocation
- Control inter-specific competition for food through exclusion (e.g. fences) or translocation
- Remove alien invasive vegetation where the latter has a clear negative effect on the primate species in question
- Prevent gene contamination by alien primate species introduced by humans, through exclusion (e.g. fences) or translocation.

### 7.8.2 Disease transmission

Based on the collated evidence, what is the current assessment of the effectiveness of interventions for disease transmission?	
<b>Trade-off between benefit and harms</b>	<ul style="list-style-type: none"> <li>• Preventative vaccination of habituated or wild primates</li> </ul>
<b>Unknown effectiveness (limited evidence)</b>	<ul style="list-style-type: none"> <li>• Wear face-masks to avoid transmission of viral and bacterial diseases to primates</li> <li>• Keep safety distance to habituated animals</li> <li>• Limit time that researchers/tourists are allowed to spend with habituated animals</li> <li>• Implement quarantine for primates before reintroduction/translocation</li> <li>• Ensure that researchers/tourists are up-to-date with vaccinations and healthy</li> <li>• Regularly disinfect clothes, boots etc.</li> </ul>

	<ul style="list-style-type: none"> <li>• Treat sick/injured animals</li> <li>• Remove/treat external/internal parasites to increase reproductive success/survival</li> <li>• Conduct veterinary screens of animals before reintroducing/translocating them</li> <li>• Implement continuous health monitoring with permanent vet on site</li> <li>• Detect and report dead primates and clinically determine their cause of death to avoid disease transmission</li> </ul>
<p><b>No evidence found (no assessment)</b></p>	<ul style="list-style-type: none"> <li>• Implement quarantine for people arriving at, and leaving the site</li> <li>• Wear gloves when handling primate food, tool items, etc.</li> <li>• Control 'reservoir' species to reduce parasite burdens/pathogen sources</li> <li>• Avoid contact between wild primates and human-raised primates</li> <li>• Implement a health programme for local communities</li> </ul>

## Trade-off between benefit and harms

### ● Preventative vaccination of habituated or wild primates

Three before-and-after studies in the Republic of Congo and Gabon, two focusing on chimpanzees and one on gorillas, found that most reintroduced individuals survived over 3.5-10 years after being vaccinated, alongside other interventions. One before-and-after study in Puerto Rico found that annual mortality of introduced rhesus macaques decreased after a preventative tetanus vaccine campaign, alongside other interventions. *Assessment: trade-offs between benefits and harms (effectiveness 70%; certainty 40%; harms 30%).*

<https://www.conservationevidence.com/actions/1549>



## Unknown effectiveness (limited evidence)

### ● **Wear face-masks to avoid transmission of viral and bacterial diseases to primates**

One before-and-after study in Rwanda, Uganda and the Democratic Republic of Congo found that gorilla numbers increased while being visited by researchers and visitors wearing face-masks, alongside other interventions. One study in Uganda found that a confiscated chimpanzee was successfully reunited with his mother after being handled by caretakers wearing face-masks, alongside other interventions. *Assessment: unknown effectiveness — limited evidence (effectiveness 50%; certainty 5%; harms 0%).*

<https://www.conservationevidence.com/actions/1537>

### ● **Keep safety distance to habituated animals**

One before-and-after study in the Republic of Congo found that most reintroduced chimpanzees survived over five years while being routinely followed from a safety distance, alongside other interventions. One before-and-after study in Rwanda, Uganda and the Democratic Republic of Congo found that gorilla numbers increased while being routinely visited from a safety distance, alongside other interventions. However, one study in Malaysia found that orangutan numbers declined while being routinely visited from a safety distance. *Assessment: unknown effectiveness — limited evidence (effectiveness 40%; certainty 10%; harms 0%).*

<https://www.conservationevidence.com/actions/1538>

### ● **Limit time that researchers/tourists are allowed to spend with habituated animals**

One before-and-after study in Rwanda, Uganda and the Democratic Republic of Congo found that gorilla numbers increased while being routinely visited during limited time, alongside other interventions. One controlled study in Indonesia found that the behaviour of orangutans that spent limited time with caretakers was more similar to the behaviour of wild orangutans than that of individuals that spent more time with caretakers. *Assessment: unknown effectiveness — limited evidence (effectiveness 40%; certainty 10%; harms 0%).*

<https://www.conservationevidence.com/actions/1539>

### ● **Implement quarantine for primates before reintroduction/translocation**

Six studies, including four before-and-after studies, in Brazil, Madagascar, Malaysia and Indonesia have found that most reintroduced primates did not survive or their population size decreased over periods ranging from months up to seven years post-release, despite being quarantined before release, alongside other interventions. However, two before-and-after studies in Indonesia, the Republic of Congo and Gabon found that most orangutans and gorillas that underwent quarantine survived over a period ranging from three months to 10 years. One before-and-after study in Uganda found that one reintroduced chimpanzee repeatedly returned to human settlements after being quarantined before release alongside other interventions. *Assessment: unknown effectiveness — limited evidence (effectiveness 50%; certainty 10%; harms 0%).*

<https://www.conservationevidence.com/actions/1541>

### ● **Ensure that researchers/tourists are up-to-date with vaccinations and healthy**

One before-and-after study in Rwanda, Uganda and the Republic of Congo found that gorilla numbers increased while being visited by healthy researchers and visitors, alongside other interventions. However, one controlled study in Malaysia found that orangutan numbers decreased despite being visited by healthy researchers and visitors, alongside other interventions. *Assessment: unknown effectiveness — limited evidence (effectiveness 30%; certainty 10%; harms 0%).*

<https://www.conservationevidence.com/actions/1546>

### ● **Regularly disinfect clothes, boots etc.**

One controlled, before-and-after study in Rwanda, Uganda and the Democratic Republic of Congo found that gorilla numbers increased while being regularly visited by researchers and visitors whose clothes were disinfected, alongside other interventions. *Assessment: unknown effectiveness — limited evidence (effectiveness 50%; certainty 10%; harms 0%).*

<https://www.conservationevidence.com/actions/1547>

### ● **Treat sick/injured animals**

Eight studies, including four before-and-after studies, in Brazil, Malaysia, Liberia, the Democratic Republic of Congo, The Gambia and South Africa



found that most reintroduced or translocated primates that were treated when sick or injured, alongside other interventions, survived being released and up to at least five years. However, five studies, including one review and four before-and-after studies, in Brazil, Thailand, Malaysia and Madagascar found that most reintroduced or translocated primates did not survive or their numbers declined despite being treated when sick or injured, alongside other interventions. One study in Uganda found that several infected gorillas were medically treated after receiving treatment, alongside other interventions. One study in Senegal found that one chimpanzee was reunited with his mother after being treated for injuries, alongside other interventions. *Assessment: unknown effectiveness — limited evidence (effectiveness 50%; certainty 20%; harms 0%).*

<https://www.conservationevidence.com/actions/1550>

### ● **Remove/treat external/internal parasites to increase reproductive success/survival**

Five studies, including four before-and-after studies, in the Republic of Congo, The Gambia and Gabon found that most reintroduced or translocated primates that were treated for parasites, alongside other interventions, survived periods of at least five years. However, four studies, including one before-and-after study, in Brazil, Gabon and Vietnam found that most reintroduced primates did not survive or their numbers declined after being treated for parasites, alongside other interventions. *Assessment: unknown effectiveness — limited evidence (effectiveness 40%; certainty 5%; harms 0%).*

<https://www.conservationevidence.com/actions/1551>

### ● **Conduct veterinary screens of animals before reintroducing/translocating them**

Twelve studies, including seven before-and-after studies, in Brazil, Malaysia, Indonesia, Liberia, the Republic of Congo, Guinea, Belize, French Guiana and Madagascar found that most reintroduced or translocated primates that underwent pre-release veterinary screens, alongside other interventions, survived, in some situations, up to at least five years or increased in population size. However, 10 studies, including six before-and-after studies, in Brazil, Malaysia, French Guiana, Madagascar, Kenya, South Africa and Vietnam found that most reintroduced or translocated primates did not survive or their numbers declined after undergoing pre-release veterinary screens, alongside other interventions. One before-and-after study in Uganda, found that one

reintroduced chimpanzee repeatedly returned to human settlements after undergoing pre-release veterinary screens, alongside other interventions. One controlled study in Indonesia found that gibbons that underwent pre-release veterinary screens, alongside other interventions, behaved similarly to wild gibbons. *Assessment: unknown effectiveness — limited evidence (effectiveness 50%; certainty 10%; harms 0%).*

<https://www.conservationevidence.com/actions/1553>

### ● **Implement continuous health monitoring with permanent vet on site**

One controlled, before-and-after study in Rwanda, Uganda and the Republic of Congo found that numbers of gorillas that were continuously monitored by vets, alongside other interventions, increased over 41 years. *Assessment: unknown effectiveness — limited evidence (effectiveness 60%; certainty 20%; harms 0%).*

<https://www.conservationevidence.com/actions/1554>

### ● **Detect and report dead primates and clinically determine their cause of death to avoid disease transmission**

One controlled, before-and-after study in Rwanda, Uganda and the Republic of Congo found that numbers of gorillas that were continuously monitored by vets, alongside other interventions, increased over 41 years. *Assessment: unknown effectiveness — limited evidence (effectiveness 40%; certainty 10%; harms 0%).*

<https://www.conservationevidence.com/actions/1556>

## **No evidence found (no assessment)**

We have captured no evidence for the following interventions:

- Implement quarantine for people arriving at, and leaving the site
- Wear gloves when handling primate food, tool items, etc.
- Control 'reservoir' species to reduce parasite burdens/pathogen sources
- Avoid contact between wild primates and human-raised primates
- Implement a health programme for local communities.

# 7.9 Threat: Pollution

---

## 7.9.1 Garbage/solid waste

<b>Based on the collated evidence, what is the current assessment of the effectiveness of interventions for garbage and solid waste?</b>	
<b>No evidence found (no assessment)</b>	<ul style="list-style-type: none"><li>• Reduce garbage/solid waste to avoid primate injuries</li><li>• Remove human food waste that may potentially serve as food sources for primates to avoid disease transmission and conflict with humans</li></ul>

### **No evidence found (no assessment)**

We have captured no evidence for the following interventions:

- Reduce garbage/solid waste to avoid primate injuries
- Remove human food waste that may potentially serve as food sources for primates to avoid disease transmission and conflict with humans.



## 7.9.2 Excess energy

<b>Based on the collated evidence, what is the current assessment of the effectiveness of interventions for excess energy?</b>	
<b>No evidence found (no assessment)</b>	<ul style="list-style-type: none"><li>• Reduce noise pollution by restricting development activities to certain times of the day/night</li></ul>

### **No evidence found (no assessment)**

We have captured no evidence for the following interventions:

- Reduce noise pollution by restricting development activities to certain times of the day/night.

## 7.10 Education and Awareness

---

Based on the collated evidence, what is the current assessment of the effectiveness of interventions for education and awareness?	
<b>Unknown effectiveness (limited evidence)</b>	<ul style="list-style-type: none"> <li>• Educate local communities about primates and sustainable use</li> <li>• Involve local community in primate research and conservation management</li> <li>• Regularly play TV and radio announcements to raise primate conservation awareness</li> <li>• Implement multimedia campaigns using theatre, film, print media, discussions</li> </ul>
<b>No evidence found (no assessment)</b>	<ul style="list-style-type: none"> <li>• Install billboards to raise primate conservation awareness</li> <li>• Integrate local religion/taboo into conservation education</li> </ul>

### Unknown effectiveness (limited evidence)

#### ● Educate local communities about primates and sustainable use

One before-and-after study in Cameroon found that numbers of drills increased after the implementation of an education programme, alongside one other intervention. *Assessment: unknown effectiveness – limited evidence (effectiveness 50%; certainty 0%; harms 0%).*

<https://www.conservationevidence.com/actions/1563>

● **Involve local community in primate research and conservation management**

One before-and-after study in Rwanda, Uganda and the Democratic Republic of Congo found that gorilla numbers decreased despite the implementation of an environmental education programme, alongside other interventions. However, one before-and-after study in Cameroon found that gorilla poaching stopped after the implementation of a community-based monitoring scheme, alongside other interventions. One before-and-after study in Belize found that numbers of howler monkeys increased while local communities were involved in the management of the sanctuary, alongside other interventions. One before-and-after study in Uganda found that a reintroduced chimpanzee repeatedly returned to human settlements despite the involvement of local communities in the reintroduction project, alongside other interventions. *Assessment: unknown effectiveness — limited evidence (effectiveness 50%; certainty 20%; harms 0%).*

<https://www.conservationevidence.com/actions/1565>

● **Regularly play TV and radio announcements to raise primate conservation awareness**

One before-and-after study in Congo found that most reintroduced chimpanzees whose release was covered by media, alongside other interventions, survived over five years. *Assessment: unknown effectiveness — limited evidence (effectiveness 50%; certainty 5%; harms 0%).*

<https://www.conservationevidence.com/actions/1569>

● **Implement multimedia campaigns using theatre, film, print media, and discussions**

Three before-and-after studies in Belize and India found that primate numbers increased after the implementation of education programs, alongside other interventions. Three before-and-after studies found that the knowledge about primates increased after the implementation of education programmes. One before-and-after study in Madagascar found that lemur poaching appeared to have ceased after the distribution of conservation books in schools. One study in four African countries found that large numbers of people were informed about gorillas through multimedia campaigns using theatre and film. *Assessment: unknown effectiveness — limited evidence (effectiveness 40%; certainty 10%; harms 0%).*

<https://www.conservationevidence.com/actions/1571>



## **No evidence found (no assessment)**

We have captured no evidence for the following interventions:

- Install billboards to raise primate conservation awareness
- Integrate local religion/taboo into conservation education.

## 7.11 Habitat protection

---

### 7.11.1 Habitat protection

<b>Based on the collated evidence, what is the current assessment of the effectiveness of interventions for habitat protection?</b>	
<b>Likely to be beneficial</b>	<ul style="list-style-type: none"><li>• Create/protect habitat corridors</li></ul>
<b>Unknown effectiveness (limited evidence)</b>	<ul style="list-style-type: none"><li>• Legally protect primate habitat</li><li>• Establish areas for conservation which are not protected by national or international legislation (e.g. private sector standards and codes)</li><li>• Create/protect forest patches in highly fragmented landscapes</li></ul>
<b>No evidence found (no assessment)</b>	<ul style="list-style-type: none"><li>• Create buffer zones around protected primate habitat</li><li>• Demarcate and enforce boundaries of protected areas</li></ul>

#### Likely to be beneficial

##### ● Create/protect habitat corridors

One before-and-after study in Belize found that howler monkey numbers increased after the protection of a forest corridor, alongside other interventions. *Assessment: likely to be beneficial (effectiveness 65%; certainty 41%; harms 0%).*

<https://www.conservationevidence.com/actions/1580>



## Unknown effectiveness (limited evidence)

### ● Legally protect primate habitat

Two reviews and a before-and-after study in China found that primate numbers increased or their killing was halted after their habitat became legally protected, alongside other interventions. However, one before-and-after study in Kenya found that colobus and mangabey numbers decreased despite the area being declared legally protected, alongside other interventions. Two before-and-after studies found that most chimpanzees and gorillas reintroduced to areas that received legal protection, alongside other interventions, survived over 4–5 years. However, one before-and-after study in Brazil found that most golden lion tamarins did not survive over seven years despite being reintroduced to a legally protected area, alongside other interventions, yet produced offspring that partly compensated the mortality. One controlled, site comparison study in Mexico found that howler monkeys in protected areas had lower stress levels than individuals living in unprotected forest fragments. *Assessment: unknown effectiveness — limited evidence (effectiveness 60%; certainty 30%; harms 0%).*

<https://www.conservationevidence.com/actions/1578>

### ● Establish areas for conservation which are not protected by national or international legislation (e.g. private sector standards and codes)

Two before-and-after studies in Rwanda, Republic of Congo and Belize found that gorilla and howler monkey numbers increased after the implementation of a conservation project funded by a consortium of organizations or after being protected by local communities, alongside other interventions. *Assessment: unknown effectiveness — limited evidence (effectiveness 60%; certainty 10%; harms 0%).*

<https://www.conservationevidence.com/actions/1579>

### ● Create/protect forest patches in highly fragmented landscapes

One before-and-after study in Belize found that howler monkey numbers increased after the protection of forest along property boundaries and across

cleared areas, alongside other interventions. *Assessment: unknown effectiveness — limited evidence (effectiveness 40%; certainty 10%; harms 0%).*

<https://www.conservationevidence.com/actions/1581>

## No evidence found (no assessment)

We have captured no evidence for the following interventions:

- Create buffer zones around protected primate habitat
- Demarcate and enforce boundaries of protected areas.

## 7.11.2 Habitat creation or restoration

Based on the collated evidence, what is the current assessment of the effectiveness of interventions for habitat creation or restoration?	
<b>Unknown effectiveness (limited evidence)</b>	<ul style="list-style-type: none"><li>• Plant indigenous trees to re-establish natural tree communities in clear-cut areas</li></ul>
<b>No evidence found (no assessment)</b>	<ul style="list-style-type: none"><li>• Restore habitat corridors</li><li>• Plant indigenous fast-growing trees (will not necessarily resemble original community) in clear-cut areas</li><li>• Use weeding to promote regeneration of indigenous tree communities</li></ul>

## Unknown effectiveness (limited evidence)

### ● Plant indigenous trees to re-establish natural tree communities in clear-cut areas

One site comparison study in Kenya found that group densities of two out of three primate species were lower in planted forests than in natural forests. *Assessment: unknown effectiveness — limited evidence (effectiveness 30%; certainty 5%; harms 0%).*

<https://www.conservationevidence.com/actions/1584>



## **No evidence found (no assessment)**

We have captured no evidence for the following interventions:

- Restore habitat corridors
- Plant indigenous fast-growing trees (will not necessarily resemble original community) in clear-cut areas
- Use weeding to promote regeneration of indigenous tree communities.



## 7.12 Species management

---

### 7.12.1 Species management

Based on the collated evidence, what is the current assessment of the effectiveness of interventions for species management?	
<b>Likely to be beneficial</b>	<ul style="list-style-type: none"><li>• Guard habituated primate groups to ensure their safety/well-being</li></ul>
<b>Unknown effectiveness (limited evidence)</b>	<ul style="list-style-type: none"><li>• Habituate primates to human presence to reduce stress from tourists/researchers etc.</li><li>• Implement legal protection for primate species under threat</li></ul>
<b>No evidence found (no assessment)</b>	<ul style="list-style-type: none"><li>• Implement birth control to stabilize primate community/population size</li></ul>

#### Likely to be beneficial

##### ● Guard habituated primate groups to ensure their safety/well-being

One study in Rwanda, Uganda and the Congo found that a population of mountain gorillas increased after being guarded against poachers, alongside other interventions. *Assessment: likely to be beneficial (effectiveness 60%; certainty 40%; harms 0%).*

<https://www.conservationevidence.com/actions/1523>



## Unknown effectiveness (limited evidence)

### ● Habituate primates to human presence to reduce stress from tourists/researchers etc.

Two studies in Central Africa and Madagascar found that primate populations increased or were stable following habituation to human presence, alongside other interventions. One study in Brazil found that golden lion tamarin populations declined following habituation to human presence, alongside other interventions. *Assessment: unknown effectiveness – limited evidence (effectiveness 40%; certainty 20%; harms 10%).*

<https://www.conservationevidence.com/actions/1519>

### ● Implement legal protection for primate species under threat

Three of four studies in India, South East Asia, and West Africa found that primate populations declined after the respective species were legally protected, alongside other interventions. One of four studies in India found that following a ban on export of rhesus macaques, their population increased. One study in Malaysia found that a minority of introduced gibbons survived after implementing legal protection, along with other interventions. *Assessment: unknown effectiveness – limited evidence (effectiveness 40%; certainty 30%; harms 0%).*

<https://www.conservationevidence.com/actions/1524>

## No evidence found (no assessment)

We have captured no evidence for the following interventions:

- Implement birth control to stabilize primate community/population size.

## 7.12.2 Species recovery

Based on the collated evidence, what is the current assessment of the effectiveness of interventions for species recovery?	
<b>Unknown effectiveness (limited evidence)</b>	<ul style="list-style-type: none"> <li>• Regularly and continuously provide supplementary food to primates</li> <li>• Regularly provide supplementary food to primates during resource scarce periods only</li> <li>• Provide supplementary food for a certain period of time only</li> <li>• Provide additional sleeping platforms/nesting sites for primates</li> <li>• Provide artificial water sources</li> </ul>
<b>No evidence found (no assessment)</b>	<ul style="list-style-type: none"> <li>• Provide salt licks for primates</li> <li>• Provide supplementary food to primates through the establishment of prey populations</li> </ul>

### Unknown effectiveness (limited evidence)

#### ● Regularly and continuously provide supplementary food to primates

Two of four studies found that primate populations increased after regularly providing supplementary food, alongside other interventions, while two of four studies found that populations declined. Four of four studies found that the majority of primates survived after regularly providing supplementary food, alongside other interventions. One study found that introduced lemurs had different diets to wild primates after regularly being providing supplementary food, along with other interventions. *Assessment: unknown effectiveness — limited evidence (effectiveness 50%; certainty 30%; harms 60%).*

<https://www.conservationevidence.com/actions/1526>

#### ● Regularly provide supplementary food to primates during resource scarce periods only

Two studies found that the majority of primates survived after supplementary feeding in resource scarce periods, alongside other interventions. One study



in Madagascar found that the diet of introduced lemurs was similar to that of wild lemurs after supplementary feeding in resource scarce periods, alongside other interventions. *Assessment: unknown effectiveness – limited evidence (effectiveness 40%; certainty 10%; harms 10%).*

<https://www.conservationevidence.com/actions/1527>

### ● **Provide supplementary food for a certain period of time only**

Six of eleven studies found that a majority of primates survived after supplementary feeding, alongside other interventions. Five of eleven studies found that a minority of primates survived. One of two studies found that a reintroduced population of primates increased after supplementary feeding for two months immediately after reintroduction, alongside other interventions. One study found that a reintroduced population declined. Two studies found that abandoned primates rejoined wild groups after supplementary feeding, alongside other interventions. *Assessment: unknown effectiveness – limited evidence (effectiveness 40%; certainty 0%; harms 0%).*

<https://www.conservationevidence.com/actions/1528>

### ● **Provide additional sleeping platforms/nesting sites for primates**

One study found that a translocated golden lion tamarin population declined despite providing artificial nest boxes, alongside other interventions. One of two studies found that the majority of gorillas survived for at least seven years after nesting platforms were provided, alongside other interventions. One of two studies found that a minority of tamarins survived for at least seven years after artificial nest boxes were provided, alongside other interventions. *Assessment: unknown effectiveness – limited evidence (effectiveness 20%; certainty 0%; harms 0%).*

<https://www.conservationevidence.com/actions/1530>

### ● **Provide artificial water sources**

Three of five studies found that a minority of primates survived for between 10 months and seven years when provided with supplementary water, alongside other interventions. Two of five studies found that a majority of primates survived for between nine and ten months, when provided with

supplementary water, alongside other interventions. *Assessment: unknown effectiveness – limited evidence (effectiveness 20%; certainty 10%; harms 0%).*

<https://www.conservationevidence.com/actions/1531>

**No evidence found (no assessment)**

We have captured no evidence for the following interventions:

- Provide salt licks for primates
- Provide supplementary food to primates through the establishment of prey populations.

### 7.12.3 Species reintroduction

<b>Based on the collated evidence, what is the current assessment of the effectiveness of interventions for species reintroduction?</b>	
<b>Likely to be beneficial</b>	<ul style="list-style-type: none"> <li>• Reintroduce primates into habitat where the species is absent</li> </ul>
<b>Unknown effectiveness (limited evidence)</b>	<ul style="list-style-type: none"> <li>• Translocate (capture and release) wild primates from development sites to natural habitat elsewhere</li> <li>• Translocate (capture and release) wild primates from abundant population areas to non-inhabited environments</li> <li>• Allow primates to adapt to local habitat conditions for some time before introduction to the wild</li> <li>• Reintroduce primates in groups</li> <li>• Reintroduce primates as single/multiple individuals</li> <li>• Reintroduce primates into habitat where the species is present</li> <li>• Reintroduce primates into habitat with predators</li> <li>• Reintroduce primates into habitat without predators</li> </ul>



## Likely to be beneficial

### ● **Reintroduce primates into habitat where the species is absent**

One of two studies found that primate populations increased after reintroduction into habitat where the species was absent, alongside other interventions. One study in Thailand found that lar gibbon populations declined post-reintroduction. One study in Indonesia found that an orangutan population persisted for at least four years after reintroduction. Eight of ten studies found that a majority of primates survived after reintroduction into habitat where the species was absent, alongside other interventions. Two studies in Malaysia and Vietnam found that a minority of primates survived after reintroduction into habitat where the species was absent, alongside other interventions. *Assessment: likely to be beneficial (effectiveness 60%; certainty 40%; harms 0%).*

<https://www.conservationevidence.com/actions/1590>

## Unknown effectiveness (limited evidence)

### ● **Translocate (capture and release) wild primates from development sites to natural habitat elsewhere**

Four studies found that the majority of primates survived following translocation from a development site to natural habitat, alongside other interventions. One study in French Guyana found that a minority of primates survived for at least 18 months. One study in India found that rhesus macaques remained at sites where they were released following translocation from a development site to natural habitat, alongside other interventions. *Assessment: unknown effectiveness – limited evidence (effectiveness 60%; certainty 30%; harms 10%).*

<https://www.conservationevidence.com/actions/1558>

### ● **Translocate (capture and release) wild primates from abundant population areas to non-inhabited environments**

One study in Belize found that the majority of howler monkeys survived for at least 10 months after translocation from abundant population areas

to an uninhabited site, along with other interventions. *Assessment: unknown effectiveness — limited evidence (effectiveness 50%; certainty 20%; harms 0%).*

<https://www.conservationevidence.com/actions/1559>

### ● **Allow primates to adapt to local habitat conditions for some time before introduction to the wild**

Two of three studies found that primate populations declined despite allowing individuals to adapt to local habitat conditions before introduction into the wild, along with other interventions. One study in Belize found an increase in introduced howler monkey populations. Ten of 17 studies found that a majority of primates survived after allowing them to adapt to local habitat conditions before introduction into the wild, along with other interventions. Six studies found that a minority of primates survived and one study found that half of primates survived. One study found that a reintroduced chimpanzee repeatedly returned to human settlements after allowing it to adapt to local habitat conditions before introduction into the wild, along with other interventions. One study found that after allowing time to adapt to local habitat conditions, a pair of reintroduced Bornean agile gibbons had a similar diet to wild gibbons. *Assessment: unknown effectiveness — limited evidence (effectiveness 50%; certainty 10%; harms 0%).*

<https://www.conservationevidence.com/actions/1564>

### ● **Reintroduce primates in groups**

Two of four studies found that populations of introduced primates declined after reintroduction in groups, alongside other interventions, while two studies recorded increases in populations. Two studies found that primate populations persisted for at least five to 55 years after reintroduction in groups, alongside other interventions. Seven of fourteen studies found that a majority of primates survived after reintroduction in groups, alongside other interventions. Seven of fourteen studies found that a minority of primates survived after reintroduction in groups, alongside other interventions. One study found that introduced primates had a similar diet to a wild population. *Assessment: unknown effectiveness — limited evidence (effectiveness 50%; certainty 20%; harms 0%).*

<https://www.conservationevidence.com/actions/1567>



### ● **Reintroduce primates as single/multiple individuals**

Three of four studies found that populations of reintroduced primates declined after reintroduction as single/multiple individuals, alongside other interventions. One study in Tanzania found that the introduced chimpanzee population increased in size. Three of five studies found that a minority of primates survived after reintroduction as single/multiple individuals, alongside other interventions. One study found that a majority of primates survived and one study found that half of primates survived. Two of two studies in Brazil and Senegal found that abandoned primates were successfully reunited with their mothers after reintroduction as single/multiple individuals, alongside other interventions. *Assessment: unknown effectiveness – limited evidence (effectiveness 20%; certainty 10%; harms 0%).*

<https://www.conservationevidence.com/actions/1589>

### ● **Reintroduce primates into habitat where the species is present**

One of two studies found that primate populations increased after reintroduction into habitat where the species was absent, alongside other interventions. One study in Malaysia found that an introduced orangutan population declined post-reintroduction. One study found that a primate population persisted for at least four years after reintroduction. Eight of ten studies found that a majority of primates survived after reintroduction into habitat where the species was absent, alongside other interventions. Two studies found that a minority of primates survived after reintroduction into habitat where the species was present, alongside other interventions. *Assessment: unknown effectiveness – limited evidence (effectiveness 50%; certainty 30%; harms 0%).*

<https://www.conservationevidence.com/actions/1591>

### ● **Reintroduce primates into habitat with predators**

Eight of fourteen studies found that a majority of reintroduced primates survived after reintroduction into habitat with predators, alongside other interventions. Six studies found that a minority of primates survived. One study found that an introduced primate population increased after reintroduction into habitat with predators, alongside other interventions. *Assessment: unknown effectiveness – limited evidence (effectiveness 50%; certainty 10%; harms 0%).*

<https://www.conservationevidence.com/actions/1593>



● **Reintroduce primates into habitat without predators**

One study in Tanzania found that a population of reintroduced chimpanzees increased over 16 years following reintroduction into habitat without predators. *Assessment: unknown effectiveness — limited evidence (effectiveness 50%; certainty 5%; harms 0%).*

<https://www.conservationevidence.com/actions/1592>

### 7.12.4 *Ex-situ* conservation

<b>Based on the collated evidence, what is the current assessment of the effectiveness of interventions for <i>ex-situ</i> conservation?</b>	
<b>Unknown effectiveness (limited evidence)</b>	<ul style="list-style-type: none"><li>• Captive breeding and reintroduction of primates into the wild: born and reared in cages</li><li>• Captive breeding and reintroduction of primates into the wild: limited free-ranging experience</li><li>• Captive breeding and reintroduction of primates into the wild: born and raised in a free-ranging environment</li><li>• Rehabilitate injured/orphaned primates</li><li>• Fostering appropriate behaviour to facilitate rehabilitation</li></ul>

#### **Unknown effectiveness (limited evidence)**

● **Captive breeding and reintroduction of primates into the wild: born and reared in cages**

One study in Brazil found that the majority of reintroduced golden lion tamarins which were born and reared in cages, alongside other interventions, did not survive over seven years.

Two of two studies in Brazil and French Guiana found that more reintroduced primates that were born and reared in cages, alongside other interventions, died post-reintroduction compared to wild-born monkeys. *Assessment: unknown effectiveness — limited evidence (effectiveness 0%; certainty 15%; harms 0%).*

<https://www.conservationevidence.com/actions/1594>



### ● **Captive breeding and reintroduction of primates into the wild: limited free-ranging experience**

One of three studies found that the majority of captive-bred primates, with limited free-ranging experience and which were reintroduced in the wild, alongside other interventions, had survived. One study in Madagascar found that a minority of captive-bred lemurs survived reintroduction over five years. One study found that reintroduced lemurs with limited free-ranging experience had a similar diet to wild primates. Reintroduction was undertaken alongside other interventions. *Assessment: unknown effectiveness – limited evidence (effectiveness 30%; certainty 10%; harms 0%).*

<https://www.conservationevidence.com/actions/1595>

### ● **Captive breeding and reintroduction of primates into the wild: born and raised in a free-ranging environment**

One study in Brazil found that the majority of golden lion tamarins survived for at least four months after being raised in a free-ranging environment, alongside other interventions. One study found that the diet of lemurs that were born and raised in a free-ranging environment alongside other interventions, overlapped with that of wild primates. *Assessment: unknown effectiveness – limited evidence (effectiveness 40%; certainty 10%; harms 0%).*

<https://www.conservationevidence.com/actions/1596>

### ● **Rehabilitate injured/orphaned primates**

Six of eight studies found that the majority of introduced primates survived after rehabilitation of injured or orphaned individuals, alongside other interventions. One study found that a minority of introduced primates survived, and one study found that half of primates survived. One of two studies found that an introduced chimpanzee population increased in size after rehabilitation of injured or orphaned individuals, alongside other interventions. One study found that an introduced rehabilitated or injured primate population declined. One review found that primates living in sanctuaries had a low reproduction rate. One study found that introduced primates had similar behaviour to wild primates after rehabilitation of injured or orphaned individuals, alongside other interventions. *Assessment: unknown effectiveness – limited evidence (effectiveness 50%; certainty 10%; harms 0%).*

<https://www.conservationevidence.com/actions/1597>

● **Fostering appropriate behaviour to facilitate rehabilitation**

Three of five studies found that a minority of primates survived after they were fostered to encourage behaviour appropriate to facilitate rehabilitation, alongside other interventions. Two studies found that the majority of reintroduced primates fostered to facilitate rehabilitation along other interventions survived. Three studies found that despite fostering to encourage behaviour appropriate to facilitate rehabilitation, alongside other interventions, primates differed in their behaviour to wild primates. *Assessment: unknown effectiveness — limited evidence (effectiveness 10%; certainty 10%; harms 0%).*

<https://www.conservationevidence.com/actions/1600>

## 7.13 Livelihood; economic and other incentives

---

### 7.13.1 Provide benefits to local communities for sustainably managing their forest and its wildlife

<b>Based on the collated evidence, what is the current assessment of the effectiveness of interventions for providing benefits to local communities for sustainably managing their forest and its wildlife?</b>	
<b>Unknown effectiveness (limited evidence)</b>	<ul style="list-style-type: none"><li>• Provide monetary benefits to local communities for sustainably managing their forest and its wildlife (e.g. REDD, employment)</li><li>• Provide non-monetary benefits to local communities for sustainably managing their forest and its wildlife (e.g. better education, infrastructure development)</li></ul>

#### **Unknown effectiveness (limited evidence)**

- **Provide monetary benefits to local communities for sustainably managing their forest and its wildlife (e.g. REDD, employment)**

One before-and-after study in Belize found that howler monkey numbers increased after the provision of monetary benefits to local communities alongside other interventions. However, one before-and-after study in

Rwanda, Uganda and the Congo found that gorilla numbers decreased despite the implementation of development projects in nearby communities, alongside other interventions. One before-and-after study in Congo found that most chimpanzees reintroduced to an area where local communities received monetary benefits, alongside other interventions, survived over five years. *Assessment: unknown effectiveness — limited evidence (effectiveness 50%; certainty 25%; harms 0%).*

<https://www.conservationevidence.com/actions/1509>

● **Provide non-monetary benefits to local communities for sustainably managing their forest and its wildlife (e.g. better education, infrastructure development)**

One before-and-after study India found that numbers of gibbons increased in areas where local communities were provided alternative income, alongside other interventions. One before-and-after study in Congo found that most chimpanzees reintroduced survived over seven years in areas where local communities were provided non-monetary benefits, alongside other interventions. *Assessment: unknown effectiveness — limited evidence (effectiveness 40%; certainty 10%; harms 0%).*

<https://www.conservationevidence.com/actions/1510>

### 7.13.2 Long-term presence of research/tourism project

<b>Based on the collated evidence, what is the current assessment of the effectiveness of interventions for the long-term presence of research/tourism project?</b>	
<b>Likely to be beneficial</b>	• Run research project and ensure permanent human presence at site
<b>Trade-off between benefit and harms</b>	• Run tourism project and ensure permanent human presence at site
<b>Unknown effectiveness (limited evidence)</b>	• Permanent presence of staff/managers



## Likely to be beneficial

### ● Run research project and ensure permanent human presence at site

Three before-and-after studies, in Rwanda, Uganda, Congo and Belize found that numbers of gorillas and howler monkeys increased while populations were continuously monitored by researchers, alongside other interventions. One before-and-after study in Kenya found that troops of translocated baboons survived over 16 years post-translocation while being continuously monitored by researchers, alongside other interventions. One before-and-after study in the Congo found that most reintroduced chimpanzees survived over 3.5 years while being continuously monitored by researchers, alongside other interventions. However, one before-and-after study in Brazil found that most reintroduced tamarins did not survive over 7 years, despite being continuously monitored by researchers, alongside other interventions; but tamarins reproduced successfully. One review on gorillas in Uganda found that no individuals were killed while gorillas were continuously being monitored by researchers, alongside other interventions. *Assessment: likely to be beneficial (effectiveness 61%; certainty 40%; harms 0%).*

<https://www.conservationevidence.com/actions/1511>

## Trade-off between benefit and harms

### ● Run tourism project and ensure permanent human presence at site

Six studies, including four before-and-after studies, in Rwanda, Uganda, Congo and Belize found that numbers of gorillas and howler monkeys increased after local tourism projects were initiated, alongside other interventions. However, two before-and-after studies in Kenya and Madagascar found that numbers of colobus and mangabeys and two of three lemur species decreased after implementing tourism projects, alongside other interventions. One before-and-after study in China found that exposing macaques to intense tourism practices, especially through range restrictions to increase visibility for tourists, had increased stress levels and increased infant mortality, peaking at 100% in some years. *Assessment: trade-off between benefit and harms (effectiveness 40%; certainty 40%; harms 40%).*

<https://www.conservationevidence.com/actions/1512>

## Unknown effectiveness (limited evidence)

### ● Permanent presence of staff/managers

Two before-and-after studies in the Congo and Gabon found that most reintroduced chimpanzees and gorillas survived over a period of between nine months to five years while having permanent presence of reserve staff. One before-and-after study in Belize found that numbers of howler monkeys increased after permanent presence of reserve staff, alongside other interventions. However, one before-and-after study in Kenya found that numbers of colobus and mangabeys decreased despite permanent presence of reserve staff, alongside other interventions. *Assessment: unknown effectiveness — limited evidence (effectiveness 40%; certainty 30%; harms 0%).*

<https://www.conservationevidence.com/actions/1517>

# 8. SHRUBLAND AND HEATHLAND CONSERVATION

**Philip A. Martin, Ricardo Rocha, Rebecca K. Smith & William J. Sutherland**

## **Expert assessors**

**Andrew Bennet**, La Trobe University, Australia

**Brian van Wilgen**, Stellenbosch University, South Africa

**Rob Marrs**, University of Liverpool, UK

**Chris Diek**, Royal Society for the Protection of Birds, UK

**G. Matt Davies**, Ohio State University, USA

**David Le Maitre**, CSIR, UK

**Giles Groome**, Consultant Ecologist, UK

**Isabel Barrio**, University of Iceland, Iceland

**James Adler**, Surrey Wildlife Trust, UK

**Jon Keeley**, US Geological Survey, Western Ecological Research Center and Department of Ecology and Evolutionary Biology, University of California, USA

**Jonty Denton**, Consultant Ecologist, UK

**Penny Anderson**, Penny Anderson Associates Limited, UK

**Scope of assessment:** for the conservation of shrubland and heathland habitats (not specific species within these habitats).

**Assessed:** 2017.

**Effectiveness measure** is the median % score for effectiveness.

**Certainty measure** is the median % certainty of evidence, determined by the quantity and quality of the evidence in the synopsis.

**Harm measure** is the median % score for negative side-effects on the shrubland and heathland habitats of concern.



This book is meant as a guide to the evidence available for different conservation interventions and as a starting point in assessing their effectiveness. The assessments are based on the available evidence for the target habitat for each intervention. The assessment may therefore refer to different habitat to the one(s) you are considering. Before making any decisions about implementing interventions it is vital that you read the more detailed accounts of the evidence in order to assess their relevance for your study species or system.

Full details of the evidence are available at  
**[www.conservationevidence.com](http://www.conservationevidence.com)**

There may also be significant negative side-effects on the target habitats or other species or communities that have not been identified in this assessment.

A lack of evidence means that we have been unable to assess whether or not an intervention is effective or has any harmful impacts.

# 8.1 Threat: Residential and commercial development

---

**Based on the collated evidence, what is the current assessment of the effectiveness of interventions for managing the impacts of residential and commercial development in shrublands and heathlands?**

**No evidence found  
(no assessment)**

- Remove residential or commercial development
- Maintain/create habitat corridors in developed areas

## **No evidence found (no assessment)**

We have captured no evidence for the following interventions:

- Remove residential or commercial development
- Maintain/create habitat corridors in developed areas.

## 8.2 Threat: Agriculture and aquaculture

---

<b>Based on the collated evidence, what is the current assessment of the effectiveness of interventions for managing the impacts of agriculture and aquaculture in shrublands and heathlands?</b>	
<b>Beneficial</b>	<ul style="list-style-type: none"><li>• Reduce number of livestock</li></ul>
<b>Likely to be beneficial</b>	<ul style="list-style-type: none"><li>• Use fences to exclude livestock from shrublands</li></ul>
<b>Unknown effectiveness (limited evidence)</b>	<ul style="list-style-type: none"><li>• Change type of livestock</li><li>• Shorten the period in which livestock can graze</li></ul>

### Beneficial

#### ● Reduce number of livestock

Two before-and-after trials in the UK and South Africa and one replicated, controlled study in the UK found that reducing or stopping grazing increased the abundance or cover of shrubs. Two site comparison studies in the UK found that cover of common heather declined in sites with high livestock density, but increased in sites with low livestock density. One site comparison study in the Netherlands found that dwarf shrub cover was higher in ungrazed sites. One replicated, randomized, before-and-after study in Spain found that reducing grazing increased the cover of western gorse. One randomized, controlled trial and one before-and-after trial in the USA found that stopping grazing did not increase shrub abundance. One site comparison study in France found that ungrazed sites had higher cover of ericaceous shrubs, but lower cover of non-ericaceous shrubs than grazed



sites. One site comparison study in the UK found that reducing grazing had mixed effects on shrub cover. One replicated, randomized, controlled study in the UK found that reducing grazing increased vegetation height. However, one replicated, controlled, paired, site comparison study in the UK found that reducing grazing led to a reduction in the height of heather plants. Two site comparison studies in France and the Netherlands found that ungrazed sites had a lower number of plant species than grazed sites. One replicated, controlled, paired, site comparison study in Namibia and South Africa found that reducing livestock numbers increased plant cover and the number of plant species. One controlled study in Israel found that reducing grazing increased plant biomass. However, one randomized, site comparison on the island of Gomera, Spain found that reducing grazing did not increase plant cover and one replicated, controlled study in the UK found that the number of plant species did not change. One replicated, controlled study in the UK found no change in the cover of rush or herbaceous species as a result of a reduction in grazing. Two site comparison studies in France and the Netherlands found that grass cover and sedge cover were lower in ungrazed sites than in grazed sites. One randomized, controlled study in the USA found a mixed effect of reducing grazing on grass cover. *Assessment: Beneficial (effectiveness 65%, certainty 70%, harms 10%).*

<https://www.conservationevidence.com/actions/1607>

## Likely to be beneficial

### ● Use fences to exclude livestock from shrublands

Two replicated, controlled, randomized studies (one of which was also a before-and-after trial) and one controlled before-and-after trial in the UK found that using fences to exclude livestock increased shrub cover or abundance. Two replicated, controlled, randomized studies in Germany and the UK found that using fences increased shrub biomass or the biomass and height of individual heather plants. Two controlled studies (one of which was a before-and-after study) in Denmark and the UK found that heather presence or cover was higher in fenced areas than in areas that were not fenced. However, one site comparison study in the USA found that using fences led to decreased cover of woody plants. Three replicated, controlled studies (one of which was a before and after study) in the USA and the UK found that fencing either had a mixed effect on shrub cover or did not alter shrub cover. One randomized, replicated, controlled, paired study in the

UK found that using fences to exclude livestock did not alter the number of plant species, but did increase vegetation height and biomass. One controlled, before-and-after study in the UK found that fenced areas had lower species richness than unfenced areas. One randomized, replicated, controlled, before-and-after trial in the UK and one site comparison study in the USA found that using fences to exclude livestock led to a decline in grass cover. However, four controlled studies (one of which a before-and-after trial) in the USA, the UK, and Finland found that using fences did not alter cover of grass species. One site comparison study in the USA and one replicated, controlled study in the UK recorded an increase in grass cover. One controlled study in Finland found that using fences to exclude livestock did not alter the abundance of herb species and one site comparison in the USA found no difference in forb cover between fenced and unfenced areas. One replicated, controlled study in the USA found fencing had a mixed effect on herb cover. *Assessment: likely to be beneficial (effectiveness 51%; certainty 60%; harms 10%).*

<https://www.conservationevidence.com/actions/1545>

## **Unknown effectiveness (limited evidence)**

### ● **Change type of livestock**

Two replicated, before-and-after studies and one controlled study in Spain and the UK found changing the type of livestock led to mixed effects on shrub cover. However, in two of these studies changing the type of livestock reduced the cover of herbaceous species. One replicated, controlled, before-and-after study in the UK found that grazing with both cattle and sheep, as opposed to grazing with sheep, reduced cover of purple moor grass, but had no effect on four other plant species. *Assessment: unknown effectiveness (effectiveness 40%; certainty 29%; harms 5%).*

<https://www.conservationevidence.com/actions/1608>

### ● **Shorten the period during which livestock can graze**

One replicated, controlled, before-and-after study in the UK found that shortening the period in which livestock can graze had mixed effects on heather, bilberry, crowberry, and grass cover. One replicated, randomized, controlled study in the UK found that grazing in only winter or summer did not affect the heather or grass height compared to year-round grazing. *Assessment: unknown effectiveness (effectiveness 32%; certainty 20%; harms 2%).*

<https://www.conservationevidence.com/actions/1609>

## 8.3 Threat: Energy production and mining

---

**Based on the collated evidence, what is the current assessment of the effectiveness of interventions for managing the impacts of energy production and mining in shrublands and heathlands?**

**No evidence found  
(no assessment)**

- Maintain/create habitat corridors in areas of energy production or mining

### **No evidence found (no assessment)**

We have captured no evidence for the following interventions:

- Maintain/create habitat corridors in areas of energy production or mining.

## 8.4 Threat: Biological resource use

---

**Based on the collated evidence, what is the current assessment of the effectiveness of interventions for managing the impacts of biological resource use in shrublands and heathlands?**

**No evidence found (no assessment)**

- Legally protect plant species affected by gathering
- Place signs to deter gathering of shrubland species
- Reduce frequency of prescribed burning

### **No evidence found (no assessment)**

We have captured no evidence for the following interventions:

- Legally protect plant species affected by gathering
- Place signs to deter gathering of shrubland species
- Reduce the frequency of prescribed burning.

## 8.5 Threat: Transportation and service corridors

---

**Based on the collated evidence, what is the current assessment of the effectiveness of interventions for managing the impacts of transportation and service corridors in shrublands and heathlands?**

**No evidence found (no assessment)**

- Maintain habitat corridors over or under roads and other transportation corridors
- Create buffer zones besides roads and other transportation corridors

### **No evidence found (no assessment)**

We have captured no evidence for the following interventions:

- Maintain habitat corridors over or under roads and other transportation corridors
- Create buffer zones besides roads and other transportation corridors.



## 8.6 Threat: Human intrusions and disturbance

---

Based on the collated evidence, what is the current assessment of the effectiveness of interventions for managing the impacts of human intrusions and disturbance in shrublands and heathlands?	
<b>Unknown effectiveness (limited evidence)</b>	<ul style="list-style-type: none"> <li>• Re-route paths to reduce habitat disturbance</li> </ul>
<b>No evidence found (no assessment)</b>	<ul style="list-style-type: none"> <li>• Use signs and access restrictions to reduce disturbance</li> <li>• Plant spiny shrubs to act as barriers to people</li> </ul>

### Unknown effectiveness (limited evidence)

#### ● Re-route paths to reduce habitat disturbance

One before-and-after trial in Australia found that closing paths did not alter shrub cover, but did increase the number of plant species in an alpine shrubland. *Assessment: unknown effectiveness (effectiveness 30%; certainty 10%; harms 0%).*

<https://www.conservationevidence.com/actions/1619>

### No evidence found (no assessment)

We have captured no evidence for the following interventions:

- Use signs and access restrictions to reduce disturbance
- Plant spiny shrubs to act as barriers to people.

## 8.7 Threat: Natural system modifications

---

### 8.7.1 Modified fire regime

<b>Based on the collated evidence, what is the current assessment of the effectiveness of interventions for managing the impacts of a modified fire regime in shrublands and heathlands?</b>	
<b>No evidence found (no assessment)</b>	<ul style="list-style-type: none"><li>• Use prescribed burning to mimic natural fire cycle</li><li>• Use prescribed burning to reduce the potential for large wild fires</li><li>• Cut strips of vegetation to reduce the spread of fire</li></ul>

#### **No evidence found (no assessment)**

We have captured no evidence for the following interventions:

- Use prescribed burning to mimic natural fire cycle
- Use prescribed burning to reduce the potential for large wild fires
- Cut strips of vegetation to reduce the spread of fire.

### 8.7.2 Modified vegetation management

<b>Based on the collated evidence, what is the current assessment of the effectiveness of interventions for managing the impacts of a modified vegetation management in shrublands and heathlands?</b>	
<b>Unknown effectiveness (limited evidence)</b>	<ul style="list-style-type: none"><li>• Reinststate the use of traditional burning practices</li><li>• Use cutting/mowing to mimic grazing</li><li>• Increase number of livestock</li></ul>

## Unknown effectiveness (limited evidence)

### ● Reinstatement of traditional burning practices

One before and after study in the UK found that prescribed burning initially decreased the cover of most plant species, but that their cover subsequently increased. A systematic review of five studies from the UK found that prescribed burning did not alter species diversity. A replicated, controlled study in the UK found that regeneration of heather was similar in cut and burned areas. A systematic review of five studies, from Europe found that prescribed burning did not alter grass cover relative to heather cover. *Assessment: unknown effectiveness (effectiveness 40%; certainty 30%; harms 12%).*

<https://www.conservationevidence.com/actions/1625>

### ● Use cutting/mowing to mimic grazing

One systematic review of three studies in lowland heathland in North Western Europe found that mowing did not alter heather abundance relative to grass abundance. A site comparison in Italy found that mowing increased heather cover. Two replicated, randomized, before-and-after trials in Spain (one of which was controlled) found that using cutting to mimic grazing reduced heather cover. One replicated, randomized, controlled, before-and-after trial in Spain found that cutting increased the number of plant species. However, a replicated, randomized, before-and-after trial found that the number of plant species only increased in a minority of cases. One replicated, randomized, before-and-after trial in Spain found that cutting to mimic grazing increased grass cover. A site comparison in Italy found that mowing increased grass cover. One site comparison study in Italy found a reduction in tree cover. *Assessment: unknown effectiveness (effectiveness 30%; certainty 25%; harms 10%).*

<https://www.conservationevidence.com/actions/1627>

### ● Increase number of livestock

Two site comparison studies in the UK found that cover of common heather declined in sites with a high density of livestock. One site comparison in the Netherlands found that dwarf shrub cover was lower in grazed areas than in ungrazed areas. One before-and-after study in Belgium found that grazing increased cover of heather. One site comparison in France found that areas grazed by cattle had higher cover of non-ericaceous shrubs, but lower cover



of ericaceous shrubs. One before-and-after study in the Netherlands found that increasing the number of livestock resulted in an increase in the number of common heather and cross-leaved heath seedlings. One randomized, replicated, paired, controlled study in the USA found that increasing the number of livestock did not alter shrub cover. One replicated, site comparison study and one before-and-after study in the UK and Netherlands found that increasing grazing had mixed effects on shrub and heather cover. Three site comparisons in France, the Netherlands and Greece found that grazed areas had a higher number of plant species than ungrazed areas. One before-and-after study in Belgium found that the number of plant species did not change after the introduction of grazing. One replicated, before-and-after study in the Netherlands found a decrease in the number of plant species. One before-and-after study in the Netherlands found that increasing the number of livestock resulted in a decrease in vegetation height. One replicated, before-and-after trial in France found that grazing to control native woody species increased vegetation cover in one of five sites but did not increase vegetation cover in four of five sites. A systematic review of four studies in North Western Europe found that increased grazing intensity increased the cover of grass species, relative to heather species. One before-and-after study and two site comparisons in the Netherlands and France found areas with high livestock density had higher grass and sedge cover than ungrazed areas. One randomized, replicated, paired, controlled study in the USA found that increasing the number of livestock reduced grass and herb cover. One before-and-after study in Spain found that increasing the number of ponies in a heathland site reduced grass height. One replicated, site comparison in the UK and one replicated before-and-after study in the Netherlands found that increasing cattle had mixed effects on grass and herbaceous species. *Assessment: unknown effectiveness (effectiveness 30%; certainty 30%; harms 20%).*

<https://www.conservationevidence.com/actions/1628>

## 8.8 Threat: Invasive and other problematic species

---

### 8.8.1 Problematic tree species

<b>Based on the collated evidence, what is the current assessment of the effectiveness of interventions for managing the impacts of invasive and other problematic tree species in shrublands and heathlands?</b>	
<b>Unknown effectiveness (limited evidence)</b>	<ul style="list-style-type: none"> <li>• Apply herbicide to trees</li> <li>• Cut trees</li> <li>• Cut trees and remove leaf litter</li> <li>• Cut trees and remove tree seedlings</li> <li>• Use prescribed burning to control trees</li> <li>• Use grazing to control trees</li> <li>• Cut trees and apply herbicide</li> <li>• Cut trees and use prescribed burning</li> <li>• Increase number of livestock and use prescribed burning to control trees</li> </ul>
<b>No evidence found (no assessment)</b>	<ul style="list-style-type: none"> <li>• Mow/cut shrubland to control trees</li> <li>• Cut trees and increase livestock numbers</li> </ul>

#### Unknown effectiveness (limited evidence)

##### ● Apply herbicide to trees

One replicated, controlled, before-and-after study in South Africa found that using herbicide to control trees increased plant diversity but did not increase shrub cover. One randomized, replicated, controlled study in the



UK found that herbicide treatment of trees increased the abundance of common heather seedlings. *Assessment: unknown effectiveness (effectiveness 40%; certainty 35%; harms 10%).*

<https://www.conservationevidence.com/actions/1629>

### ● **Cut trees**

One randomized, replicated, controlled study in the UK found that cutting birch trees increased density of heather seedlings but not that of mature common heather plants. One replicated, controlled study in South Africa found that cutting non-native trees increased herbaceous plant cover but did not increase cover of native woody plants. One site comparison study in South Africa found that cutting non-native Acacia trees reduced shrub and tree cover. *Assessment: unknown effectiveness (effectiveness 37%; certainty 30%; harms 3%).*

<https://www.conservationevidence.com/actions/1630>

### ● **Cut trees and remove leaf litter**

One before-and-after trial in the Netherlands found that cutting trees and removing the litter layer increased the cover of two heather species and of three grass species. *Assessment: unknown effectiveness (effectiveness 45%; certainty 10%; harms 3%).*

<https://www.conservationevidence.com/actions/1631>

### ● **Cut trees and remove seedlings**

A controlled, before-and-after study in South Africa found that cutting orange wattle trees and removing seedlings of the same species increased plant diversity and shrub cover. *Assessment: unknown effectiveness (effectiveness 62%; certainty 20%; harms 0%).*

<https://www.conservationevidence.com/actions/1632>

### ● **Use prescribed burning to control trees**

One randomized, replicated, controlled, before-and-after trial in the USA found that burning to control trees did not change cover of two of three grass species. One randomized, controlled study in Italy found that prescribed burning to control trees reduced cover of common heather, increased cover of purple moor grass, and had mixed effects on the basal area of trees. *Assessment: unknown effectiveness (effectiveness 10%; certainty 20%; harms 22%).*

<https://www.conservationevidence.com/actions/1721>

### ● Use grazing to control trees

One randomized, controlled, before-and-after study in Italy found that grazing to reduce tree cover reduced cover of common heather and the basal area of trees, but did not alter cover of purple moor grass. *Assessment: unknown effectiveness (effectiveness 20%; certainty 10%; harms 5%).*

<https://www.conservationevidence.com/actions/1634>

### ● Cut trees and apply herbicide

One controlled study in the UK found that cutting trees and applying herbicide increased the abundance of heather seedlings. However, one replicated, controlled study in the UK found that cutting silver birch trees and applying herbicide did not alter cover of common heather when compared to cutting alone. Two controlled studies (one of which was a before-and-after study) in South Africa found that cutting of trees and applying herbicide did not increase shrub cover. Two controlled studies in South Africa found that cutting trees and applying herbicide increased the total number of plant species and plant diversity. One replicated, controlled study in the UK found that cutting and applying herbicide reduced cover of silver birch trees. *Assessment: unknown effectiveness (effectiveness 45%; certainty 35%; harms 3%).*

<https://www.conservationevidence.com/actions/1636>

### ● Cut trees and use prescribed burning

One replicated, before-and-after trial in the USA found that cutting western juniper trees and using prescribed burning increased the cover of herbaceous plants. One replicated, randomized, controlled, before-and-after trial in the USA found that cutting western juniper trees and using prescribed burning increased cover of herbaceous plants but had no effect on the cover of most shrubs. One controlled study in South Africa found that cutting followed by prescribed burning reduced the cover of woody plants but did not alter herbaceous cover. *Assessment: unknown effectiveness (effectiveness 40%; certainty 35%; harms 5%).*

<https://www.conservationevidence.com/actions/1637>

### ● Increase number of livestock and use prescribed burning to control trees

One randomized, controlled, before-and-after study in Italy found that using prescribed burning and grazing to reduce tree cover reduced the cover of common heather and the basal area of trees. However, it did not alter the



cover of purple moor grass. *Assessment: unknown effectiveness (effectiveness 2%; certainty 12%; harms 12%).*

<https://www.conservationevidence.com/actions/1722>

### No evidence found (no assessment)

We have captured no evidence for the following interventions:

- Cut/mow shrubland to control trees
- Cut trees and increase livestock numbers.

## 8.8.2 Problematic grass species

Based on the collated evidence, what is the current assessment of the effectiveness of interventions for managing the impacts of invasive and other problematic grass species in shrublands and heathlands?	
<b>Unknown effectiveness (limited evidence)</b>	<ul style="list-style-type: none"> <li>• Cut/mow to control grass</li> <li>• Cut/mow to control grass and sow seed of shrubland plants</li> <li>• Rake to control grass</li> <li>• Cut/mow and rotovate to control grass</li> <li>• Apply herbicide and sow seeds of shrubland plants to control grass</li> <li>• Apply herbicide and remove plants to control grass</li> <li>• Use grazing to control grass</li> <li>• Use prescribed burning to control grass</li> <li>• Cut and use prescribed burning to control grass</li> <li>• Use herbicide and prescribed burning to control grass</li> <li>• Strip turf to control grass</li> <li>• Rotovate to control grass</li> <li>• Add mulch to control grass</li> <li>• Add mulch to control grass and sow seed</li> <li>• Cut/mow, rotovate and sow seed to control grass</li> </ul>
<b>Unlikely to be beneficial</b>	<ul style="list-style-type: none"> <li>• Use herbicide to control grass</li> </ul>



## Unknown effectiveness (limited evidence)

### ● **Cut/mow to control grass**

One controlled study in the UK found that mowing increased the number of heathland plants in one of two sites. The same study found that the presence of a small minority of heathland plants increased, but the presence of non-heathland plants did not change. Three replicated, controlled studies in the UK and the USA found that cutting to control grass did not alter cover of common heather or shrub seedling abundance. One replicated, controlled study in the UK found that cutting to control purple moor grass reduced vegetation height, had mixed effects on purple moor grass cover and the number of plant species, and did not alter cover of common heather. Two randomized, controlled studies in the USA found that mowing did not increase the cover of native forb species. Both studies found that mowing reduced grass cover but in one of these studies grass cover recovered over time. One replicated, controlled study in the UK found that mowing did not alter the abundance of wavy hair grass relative to rotovating or cutting turf. *Assessment: unknown effectiveness (effectiveness 22%; certainty 35%; harms 5%).*

<https://www.conservationevidence.com/actions/1638>

### ● **Cut/mow to control grass and sow seed of shrubland plants**

One randomized, replicated, controlled study in the USA found that the biomass of sagebrush plants in areas where grass was cut and seeds sown did not differ from areas where grass was not cut, but seeds were sown. One randomized controlled study in the USA found that cutting grass and sowing seeds increased shrub seedling abundance and reduced grass cover. One randomized, replicated, controlled study in the USA found that sowing seeds and mowing did not change the cover of non-native plants or the number of native plant species. *Assessment: unknown effectiveness (effectiveness 31%; certainty 20%; harms 0%).*

<https://www.conservationevidence.com/actions/1639>

### ● **Rake to control grass**

A randomized, replicated, controlled, paired study in the USA found that cover of both invasive and native grasses, as well as forbs was lower in areas that were raked than in areas that were not raked, but that the number of annual



plants species did not differ. *Assessment: unknown effectiveness (effectiveness 30%; certainty 20%; harms 12%).*

<https://www.conservationevidence.com/actions/1640>

### ● **Cut/mow and rotovate to control grass**

One controlled study in the UK found that mowing followed by rotovating increased the number of heathland plant species in one of two sites. The same study found that the presence of a minority of heathland and non-heathland species increased. *Assessment: unknown effectiveness (effectiveness 22%; certainty 15%; harms 7%).*

<https://www.conservationevidence.com/actions/1641>

### ● **Apply herbicide and sow seeds of shrubland plants to control grass**

One randomized, controlled study in the USA found that areas where herbicide was sprayed and seeds of shrubland species were sown had more shrub seedlings than areas that were not sprayed or sown with seeds. One randomized, replicated, controlled study in the USA found that spraying with herbicide and sowing seeds of shrubland species did not increase the cover of native plant species, but did increase the number of native plant species. One of two studies in the USA found that spraying with herbicide and sowing seeds of shrubland species reduced non-native grass cover. One study in the USA found that applying herbicide and sowing seeds of shrubland species did not reduce the cover of non-native grasses. *Assessment: unknown effectiveness (effectiveness 35%; certainty 30%; harms 0%).*

<https://www.conservationevidence.com/actions/1644>

### ● **Apply herbicide and remove plants to control grass**

One randomized, replicated, controlled, paired study in the USA found that areas sprayed with herbicide and weeded to control non-native grass cover had higher cover of native grasses and forbs than areas that were not sprayed or weeded, but not a higher number of native plant species. The same study found that spraying with herbicide and weeding reduced non-native grass cover. *Assessment: unknown effectiveness (effectiveness 42%; certainty 20%; harms 2%).*

<https://www.conservationevidence.com/actions/1645>

● **Use grazing to control grass**

One replicated, controlled, before-and-after study in the Netherlands found that grazing to reduce grass cover had mixed effects on cover of common heather and cross-leaved heath. One replicated, controlled, before-and-after study in the Netherlands found that cover of wavy-hair grass increased and one before-and-after study in Spain found a reduction in grass height. *Assessment: unknown effectiveness (effectiveness 32%; certainty 17%; harms 10%).*

<https://www.conservationevidence.com/actions/1646>

● **Use prescribed burning to control grass**

One replicated controlled, paired, before-and-after study in the UK found that prescribed burning to reduce the cover of purple moor grass, did not reduce its cover but did reduce the cover of common heather. One randomized, replicated, controlled study in the UK found that prescribed burning initially reduced vegetation height, but this recovered over time. *Assessment: unknown effectiveness (effectiveness 0%; certainty 20%; harms 15%).*

<https://www.conservationevidence.com/actions/1723>

● **Cut and use prescribed burning to control grass**

One randomized, replicated, controlled, paired, before-and-after study in the UK found that burning and cutting to reduce the cover of purple moor grass reduced cover of common heather but did not reduce cover of purple moor grass. *Assessment: unknown effectiveness (effectiveness 0%; certainty 10%; harms 10%).*

<https://www.conservationevidence.com/actions/1724>

● **Use herbicide and prescribed burning to control grass**

One randomized, replicated, controlled, paired, before-and-after study in the UK found that burning and applying herbicide to reduce the cover of purple moor grass reduced cover of common heather but did not reduce cover of purple moor grass. *Assessment: unknown effectiveness (effectiveness 0%; certainty 10%; harms 20%).*

<https://www.conservationevidence.com/actions/1725>

● **Strip turf to control grass**

One controlled study in the UK found that cutting and removing turf increased the number of heathland plants. The same study found that the presence of a



small number of heathland plants increased, and that the presence of a small number of non-heathland plants decreased. One replicated, controlled study in the UK found that presence of heather was similar in areas where turf was cut and areas that were mown or rotovated. One replicated, controlled study in the UK found that the presence of wavy hair grass was similar in areas where turf was cut and those that were mown or rotovated. *Assessment: unknown effectiveness (effectiveness 32%; certainty 25%; harms 2%).*

<https://www.conservationevidence.com/actions/1647>

### ● **Rotovate to control grass**

One replicated, controlled study in the UK found that rotovating did not alter the presence of heather compared to mowing or cutting. The same study found that wavy hair grass presence was not altered by rotovating, relative to areas that were mown or cut. *Assessment: unknown effectiveness (effectiveness 0%; certainty 5%; harms 0%).*

<https://www.conservationevidence.com/actions/1648>

### ● **Add mulch to control grass**

One randomized, controlled study in the USA found that areas where mulch was used to control grass cover had a similar number of shrub seedlings to areas where mulch was not applied. The same study found that mulch application did not reduce grass cover. *Assessment: unknown effectiveness (effectiveness 0%; certainty 10%; harms 0%).*

<https://www.conservationevidence.com/actions/1649>

### ● **Add mulch to control grass and sow seed**

One randomized, controlled study in the USA found that adding mulch, followed by seeding with shrub seeds, increased the seedling abundance of one of seven shrub species but did not reduce grass cover. *Assessment: unknown effectiveness (effectiveness 5%; certainty 7%; harms 0%).*

<https://www.conservationevidence.com/actions/1650>

### ● **Cut/mow, rotovate and sow seeds to control grass**

One replicated, controlled study in the UK found that rotovating did not alter the presence of heather compared to mowing or cutting. The same study found that wavy hair grass presence was not altered by rotovating,

relative to areas that were mown or cut. *Assessment: unknown effectiveness (effectiveness 50%; certainty 12%; harms 1%).*

<https://www.conservationevidence.com/actions/1651>

## Unlikely to be beneficial

### ● Use herbicide to control grass

Two randomized, controlled studies in the UK and the USA found that spraying with herbicide did not affect the number of shrub or heathland plant seedlings. One of these studies found that applying herbicide increased the abundance of one of four heathland plants, but reduced the abundance of one heathland species. However, one randomized, controlled study in the UK found that applying herbicide increased cover of heathland species. One randomized, replicated, controlled study in the UK reported no effect on the cover of common heather. One randomized, replicated study in the UK reported mixed effects of herbicide application on shrub cover. Two randomized, controlled studies in the USA and the UK found that herbicide application did not change the cover of forb species. However, one randomized, controlled, study in the USA found that herbicide application increased native forb cover. Four of five controlled studies (two of which were replicated) in the USA found that grass cover or non-native grass cover were lower in areas where herbicides were used to control grass than areas where herbicide was not used. Two randomized, replicated, controlled studies in the UK found that herbicide reduced cover of purple moor grass, but not cover of three grass/reed species. Two randomized, controlled studies in the UK found that herbicide application did not reduce grass cover. *Assessment: unlikely to be beneficial (effectiveness 32%; certainty 40%; harms 7%).*

<https://www.conservationevidence.com/actions/1643>



### 8.8.3 Bracken

Based on the collated evidence, what is the current assessment of the effectiveness of interventions for managing the impacts of bracken in shrublands and heathlands?	
<b>Unknown effectiveness (limited evidence)</b>	<ul style="list-style-type: none"> <li>• Use herbicide to control bracken</li> <li>• Cut to control bracken</li> <li>• Cut and apply herbicide to control bracken</li> <li>• Cut bracken and rotovate</li> <li>• Use 'bracken bruiser' to control bracken</li> <li>• Use herbicide and remove leaf litter to control bracken</li> </ul>
<b>No evidence found (no assessment)</b>	<ul style="list-style-type: none"> <li>• Cut and burn bracken</li> <li>• Use herbicide and sow seed of shrubland plants to control bracken</li> <li>• Increase grazing intensity to control bracken</li> <li>• Use herbicide and increase livestock numbers to control bracken</li> </ul>

#### Unknown effectiveness (limited evidence)

##### ● Use herbicide to control bracken

One controlled, before-and-after trial in the UK found that applying herbicide to control bracken increased the number of heather seedlings. However, two randomized, controlled studies in the UK found that spraying with herbicide did not increase heather cover. One randomized, controlled study in the UK found that applying herbicide to control bracken increased heather biomass. One replicated, randomized, controlled study in the UK found that the application of herbicide increased the number of plant species in a heathland site. However, one replicated, randomized, controlled study in the UK found that spraying bracken with herbicide had no effect on species richness or diversity. One randomized, controlled study in the UK found that applying herbicide to control bracken increased the cover of wavy hair-grass and sheep's fescue. One controlled study in the UK found that applying herbicide to control bracken increased the cover of gorse and the

abundance of common cow-wheat. One controlled, before-and-after trial in the UK found that the application of herbicide reduced the abundance of bracken but increased the number of silver birch seedlings. Three randomized, controlled studies in the UK found that the application of herbicide reduced the biomass or cover of bracken. However, one controlled study in the UK found that applying herbicide did not change the abundance of bracken. *Assessment: unknown effectiveness (effectiveness 50%; certainty 35%; harms 10%).*

<https://www.conservationevidence.com/actions/1652>

### ● **Cut to control bracken**

One randomized, controlled, before-and-after trial in Norway and one randomized, controlled study in the UK found that cutting bracken increased the cover or biomass of heather. However, two randomized, replicated, controlled studies in the UK found that cutting bracken did not increase heather cover or abundance of heather seedlings. One randomized, replicated, controlled study in the UK found that cutting to control bracken increased the species richness of heathland plant species. However, another randomized, replicated, controlled study in the UK found that cutting to control bracken did not alter species richness but did increase species diversity. One randomized, replicated, controlled study in the UK found that cutting bracken increased cover of wavy hair-grass and sheep's fescue. One controlled study in the UK found that cutting bracken did not increase the abundance of gorse or common cow-wheat. One randomized, controlled, before-and-after trial in Norway and two randomized, controlled studies in the UK found that cutting bracken reduced bracken cover or biomass. One randomized, replicated, controlled, paired study the UK found that cutting had mixed effects on bracken cover. However, one controlled study in the UK found that cutting bracken did not decrease the abundance of bracken. *Assessment: unknown effectiveness (effectiveness 50%; certainty 35%; harms 2%).*

<https://www.conservationevidence.com/actions/1653>

### ● **Cut and apply herbicide to control bracken**

One randomized, controlled study in the UK found that cutting and applying herbicide to control bracken did not alter heather biomass. One randomized, controlled, before-and-after trial in Norway found that cutting and applying herbicide increased heather cover. One randomized, replicated, controlled, paired study in the UK found that cutting and using herbicide had no significant effect on the cover of seven plant species. One replicated, randomized,



controlled study in the UK found that cutting bracken followed by applying herbicide increased plant species richness when compared with applying herbicide followed by cutting. Three randomized, controlled studies (one also a before-and-after trial, and one of which was a paired study) in the UK and Norway found that cutting and applying herbicide reduced bracken biomass or cover. *Assessment: unknown effectiveness (effectiveness 30%; certainty 30%; harms 4%).*

<https://www.conservationevidence.com/actions/1654>

### ● **Cut bracken and rotovate**

One controlled study in the UK found that cutting followed by rotovating to control bracken did not increase total plant biomass or biomass of heather. *Assessment: unknown effectiveness (effectiveness 0%; certainty 10%; harms 0%).*

<https://www.conservationevidence.com/actions/1656>

### ● **Use 'bracken bruiser' to control bracken**

One randomized, replicated, controlled, before-and-after, paired study in the UK found that bracken bruising increased bracken cover, though bracken cover also increased in areas where bracken bruising was not done. There was no effect on the number of plant species or plant diversity. *Assessment: unknown effectiveness (effectiveness 0%; certainty 10%; harms 7%).*

<https://www.conservationevidence.com/actions/1726>

### ● **Use herbicide and remove leaf litter to control bracken**

One randomized, controlled study in the UK found that using herbicide and removing leaf litter did not increase total plant biomass after eight years. The same study found that for three of six years, heather biomass was higher in areas where herbicide was sprayed and leaf litter was removed than in areas that were sprayed with herbicide. *Assessment: unknown effectiveness (effectiveness 27%; certainty 12%; harms 2%).*

<https://www.conservationevidence.com/actions/1660>

## **No evidence found (no assessment)**

We have captured no evidence for the following interventions:

- Cut and burn bracken
- Use herbicide and sow seed of shrubland plants to control bracken



- Increase grazing intensity to control bracken
- Use herbicide and increase livestock numbers to control bracken.

## 8.8.4 Problematic animals

<b>Based on the collated evidence, what is the current assessment of the effectiveness of interventions for managing the impacts of problematic animals in shrublands and heathlands?</b>	
<b>Unknown effectiveness (limited evidence)</b>	<ul style="list-style-type: none"><li>• Use fences to exclude large herbivores</li><li>• Reduce numbers of large herbivores</li></ul>
<b>No evidence found (no assessment)</b>	<ul style="list-style-type: none"><li>• Use biological control to reduce the number of problematic invertebrates</li></ul>

### Unknown effectiveness (limited evidence)

#### ● Use fences to exclude large herbivores

One controlled study in the USA found that using fences to exclude deer increased the height of shrubs, but not shrub cover. *Assessment: unknown effectiveness (effectiveness 7%; certainty 10%; harms 0%).*

<https://www.conservationevidence.com/actions/1662>

#### ● Reduce numbers of large herbivores

One before-and-after trial in the USA found that removing feral sheep, cattle and horses increased shrub cover and reduced grass cover. One replicated study in the UK found that reducing grazing pressure by red deer increased the cover and height of common heather. *Assessment: unknown effectiveness (effectiveness 70%; certainty 30%; harms 0%).*

<https://www.conservationevidence.com/actions/1663>

### No evidence found (no assessment)

We have captured no evidence for the following interventions:

- Use biological control to reduce the number of problematic invertebrates.

# 8.9 Threat: Pollution

---

<b>Based on the collated evidence, what is the current assessment of the effectiveness of interventions for managing the impacts of pollution in shrublands and heathlands?</b>	
<b>Unknown effectiveness (limited evidence)</b>	<ul style="list-style-type: none"><li>• Mow shrubland to reduce impacts of pollutants</li><li>• Burn shrublands to reduce impacts of pollutants</li></ul>
<b>No evidence found (no assessment)</b>	<ul style="list-style-type: none"><li>• Plant vegetation to act as a buffer to exclude vegetation</li><li>• Reduce pesticide use on nearby agricultural/forestry land</li><li>• Reduce herbicide use on nearby agricultural/forestry land</li><li>• Reduce fertilizer use on nearby agricultural/forestry land</li><li>• Add lime to shrubland to reduce the impacts of sulphur dioxide pollution</li></ul>

## Unknown effectiveness (limited evidence)

### ● Mow shrubland to reduce impact of pollutants

One randomized, replicated, controlled study in the UK found that mowing to reduce the impact of nitrogen deposition did not alter shoot length of common heather or the number of purple moor grass seedlings. One controlled study in the UK found that mowing a heathland affected by nitrogen pollution did not alter the cover or shoot length of heather compared to areas where prescribed burning was used. *Assessment: unknown effectiveness (effectiveness 0%; certainty 17%; harms 0%).*

<https://www.conservationevidence.com/actions/1669>

### ● **Burn shrublands to reduce impacts of pollutants**

One randomized, replicated, controlled study in the UK found that prescribed burning to reduce the impact of nitrogen deposition did not alter the shoot length of common heather or the number of purple moor grass seedlings compared to mowing. A controlled study in the UK found that burning to reduce the concentration of pollutants in a heathland affected by nitrogen pollution did not alter the cover or shoot length of heather relative to areas that were mowed. *Assessment: unknown effectiveness (effectiveness 0%; certainty 17%; harms 0%).*

<https://www.conservationevidence.com/actions/1670>

### **No evidence found (no assessment)**

We have captured no evidence for the following interventions:

- Plant vegetation to act as a buffer to exclude vegetation
- Reduce pesticide use on nearby agricultural/forestry land
- Reduce herbicide use on nearby agricultural/forestry land
- Reduce fertilizer use on nearby agricultural/forestry land
- Add lime to shrubland to reduce the impacts of sulphur dioxide pollution.

## 8.10 Threat: Climate change and severe weather

---

**Based on the collated evidence, what is the current assessment of the effectiveness of interventions for managing the impacts of climate change and severe weather in shrublands and heathlands?**

**No evidence found (no assessment)**

- Restore habitat in area predicted to have suitable habitat for shrubland species in the future
- Improve connectivity between areas of shrubland to allow species movements and habitat shifts in response to climate change

### **No evidence found (no assessment)**

We have captured no evidence for the following interventions:

- Restore habitat in area predicted to have suitable habitat for shrubland species in the future
- Improve connectivity between areas of shrubland to allow species movements and habitat shifts in response to climate change.

## 8.11 Threat: Habitat protection

---

**Based on the collated evidence, what is the current assessment of the effectiveness of interventions for habitat protection in shrublands and heathlands?**

**No evidence found  
(no assessment)**

- Legally protect shrubland
- Legally protect habitat around shrubland

### **No evidence found (no assessment)**

We have captured no evidence for the following interventions:

- Legally protect shrubland
- Legally protect habitat around shrubland.

# 8.12 Habitat restoration and creation

---

## 8.12.1 General restoration

<b>Based on the collated evidence, what is the current assessment of the effectiveness of interventions for general restoration of shrubland and heathland habitats?</b>	
<b>Likely to be beneficial</b>	<ul style="list-style-type: none"><li>• Allow shrubland to regenerate without active management</li></ul>
<b>No evidence found (no assessment)</b>	<ul style="list-style-type: none"><li>• Restore/create connectivity between shrublands</li></ul>

### Likely to be beneficial

- **Allow shrubland to regenerate without active management**

Five before-and-after trials (two of which were replicated) in the USA, UK, and Norway, found that allowing shrubland to recover after fire without any active management increased shrub cover or biomass. One replicated, paired, site comparison in the USA found that sites that were allowed to recover without active restoration had similar shrub cover to unburned areas. One controlled, before-and-after trial in the USA found no increase in shrub cover. One before-and-after trial in Norway found an increase in heather height. One before-and-after trial in Spain found that there was an increase in seedlings for one of three shrub species. Two replicated, randomized, controlled, before-and-after trials in Spain and Portugal found that there was an increase in the cover of woody plant species. One before-and-after

study in Spain found that cover of woody plants increased, but the number of woody plant species did not. One replicated, before-and-after study in South Africa found that the height of three protea species increased after recovery from fire. One before-and-after trial in South Africa found that there was an increase in vegetation cover, but not in the number of plant species. One before-and-after trial in South Africa found an increase in a minority of plant species. Two before-and-after trials in the USA and UK found that allowing shrubland to recover after fire without active management resulted in a decrease in grass cover or biomass. One controlled, before-and-after trial in the USA found an increase in the cover of a minority of grass species. One before-and-after study in Spain found that cover of herbaceous species declined. One replicated, before-and-after study in the UK found mixed effects on cover of wavy hair grass. One controlled, before-and-after trial in the USA found no increase in forb cover. One replicated, randomized, controlled before-and-after trial in Spain found that herb cover declined after allowing recovery of shrubland after fire. *Assessment: likely to be beneficial (effectiveness 62%; certainty 60%; harms 0%).*

<https://www.conservationevidence.com/actions/1679>

## No evidence found (no assessment)

We have captured no evidence for the following interventions:

- Restore/create connectivity between shrublands.

## 8.12.2 Modify physical habitat

<b>Based on the collated evidence, what is the current assessment of the effectiveness of interventions for restoring shrubland and heathland habitats by modifying the physical habitat?</b>	
<b>Likely to be beneficial</b>	<ul style="list-style-type: none"> <li>• Add topsoil</li> </ul>
<b>Unknown effectiveness (limited evidence)</b>	<ul style="list-style-type: none"> <li>• Disturb vegetation</li> <li>• Strip topsoil</li> <li>• Remove leaf litter</li> <li>• Add sulphur to soil</li> </ul>



	<ul style="list-style-type: none"> <li>• Use erosion blankets/mats to aid plant establishment</li> <li>• Add mulch and fertilizer to soil</li> <li>• Add manure to soil</li> <li>• Irrigate degraded shrublands</li> </ul>
<b>No evidence found (no assessment)</b>	<ul style="list-style-type: none"> <li>• Remove trees/crops to restore shrubland structure</li> <li>• Remove trees, leaf litter and topsoil</li> <li>• Add peat to soil</li> <li>• Burn leaf litter</li> </ul>

### Likely to be beneficial

#### ● Add topsoil

Two randomized, controlled studies in the UK found that the addition of topsoil increased the cover or abundance of heathland plant species. One replicated, site comparison in Spain found an increase in the abundance of woody plants. One randomized, controlled study in the UK found an increase in the number of seedlings for a majority of heathland plants. One controlled study in Namibia found that addition of topsoil increased plant cover and the number of plant species, but that these were lower than at a nearby undisturbed site. One randomized, controlled study in the UK found an increase in the cover of forbs but a reduction in the cover of grasses. *Assessment: likely to be beneficial (effectiveness 67%; certainty 45%; harms 0%).*

<https://www.conservationevidence.com/actions/1686>

### Unknown effectiveness (limited evidence)

#### ● Disturb vegetation

One randomized, replicated, controlled study in the UK found that vegetation disturbance did not increase the abundance or species richness of specialist plants but increased the abundance of generalist plants. *Assessment: unknown effectiveness (effectiveness 0%; certainty 10%; harms 7%).*

<https://www.conservationevidence.com/actions/1727>



### ● **Strip topsoil**

Two randomized, replicated, controlled studies in the UK found that removal of topsoil did not increase heather cover or cover of heathland species. However, one controlled study in the UK found an increase in heather cover. One randomized, replicated, controlled study in the UK found that removing topsoil increased the cover of both specialist and generalist plant species, but did not increase species richness. One randomized, replicated, paired, controlled study in the UK found that removal of topsoil increased cover of annual grasses but led to a decrease in the cover of perennial grasses. One controlled study in the UK found that removal of turf reduced cover of wavy hair grass. One controlled, before-and-after trial in the UK found that stripping surface layers of soil increased the cover of gorse and sheep's sorrel as well as the number of plant species. *Assessment: unknown effectiveness (effectiveness 30%; certainty 25%; harms 3%).*

<https://www.conservationevidence.com/actions/1685>

### ● **Remove leaf litter**

One randomized, controlled study in the UK found that removing leaf litter did not alter the presence of heather. *Assessment: unknown effectiveness (effectiveness 0%; certainty 10%; harms 0%).*

<https://www.conservationevidence.com/actions/1688>

### ● **Add sulphur to soil**

One randomized, replicated, controlled study in the UK found that adding sulphur to the soil of a former agricultural field did not increase the number of heather seedlings in five of six cases. *Assessment: unknown effectiveness (effectiveness 2%; certainty 10%; harms 0%).*

<https://www.conservationevidence.com/actions/1691>

### ● **Use erosion blankets/mats to aid plant establishment**

One replicated, randomized, controlled study in the USA found that using an erosion control blanket increased the height of two shrub species. One replicated, randomized, controlled study in the USA did not find an increase in the number of shrub species, but one controlled study in China did find an increase in plant diversity following the use of erosion control blankets. The same study found an increase in plant biomass and cover. *Assessment: unknown effectiveness (effectiveness 30%; certainty 20%; harms 0%).*

<https://www.conservationevidence.com/actions/1692>



### ● Add mulch and fertilizer to soil

One randomized, controlled study in the USA found that adding mulch and fertilizer did not increase the seedling abundance of seven shrub species. The same study also reported no change in grass cover. *Assessment: unknown effectiveness (effectiveness 0%; certainty 10%; harms 0%).*

<https://www.conservationevidence.com/actions/1694>

### ● Add manure to soil

One replicated, randomized, controlled study in South Africa found that adding manure increased plant cover and the number of plant species. *Assessment: unknown effectiveness (effectiveness 30%; certainty 10%; harms 0%).*

<https://www.conservationevidence.com/actions/1695>

### ● Irrigate degraded shrublands

One replicated, randomized, controlled study at two sites in USA found that temporary irrigation increased shrub cover. *Assessment: unknown effectiveness (effectiveness 30%; certainty 10%; harms 0%).*

<https://www.conservationevidence.com/actions/1696>

## No evidence found (no assessment)

We have captured no evidence for the following interventions:

- Remove trees/crops to restore shrubland structure
- Remove trees, leaf litter and topsoil
- Add peat to soil
- Burn leaf litter.

### 8.12.3 Introduce vegetation or seeds

Based on the collated evidence, what is the current assessment of the effectiveness of interventions for restoring shrubland and heathland habitats by introducing vegetation or seeds?	
<b>Beneficial</b>	<ul style="list-style-type: none"> <li>• Sow seeds</li> </ul>
<b>Unknown effectiveness (limited evidence)</b>	<ul style="list-style-type: none"> <li>• Plant individual plants</li> <li>• Sow seeds and plant individual plants</li> </ul>

	<ul style="list-style-type: none"><li>• Spread clippings</li><li>• Build bird perches to encourage colonization by plants</li><li>• Plant turf</li></ul>
--	--

## Beneficial

### ● Sow seeds

Five of six studies (including three replicated, randomized, controlled studies, one site comparison study and one controlled study) in the UK, South Africa, and the USA found that sowing seeds of shrubland species increased shrub cover. One of six studies in the UK found no increase in shrub cover. One replicated site comparison in the USA found in sites where seed containing Wyoming big sagebrush was sown the abundance of the plant was higher than in sites where it was not sown. One replicated, randomized, controlled study in the USA found that shrub seedling abundance increased after seeds were sown. One study in the USA found very low germination of hackberry seeds when they were sown. One replicated, randomized, controlled study in the USA found that the community composition of shrublands where seeds were sown was similar to that found in undisturbed shrublands. One randomized, controlled study in the UK found an increase in the cover of heathland plants when seeds were sown. One replicated, randomized, controlled study in South Africa found that sowing seeds increased plant cover. One replicated, randomized, controlled study in the USA found that areas where seeds were sown did not differ significantly in native cover compared to areas where shrubland plants had been planted. One controlled study in the USA found higher plant diversity in areas where seeds were sown by hand than in areas where they were sown using a seed drill. Two of three studies (one of which was a replicated, randomized, controlled study) in the USA found that sowing seeds of shrubland species resulted in an increase in grass cover. One randomized, controlled study in the UK found no changes in the cover of grasses or forbs. *Assessment: beneficial (effectiveness 70%; certainty 60%; harms 0%).*

<https://www.conservationevidence.com/actions/1698>



## Unknown effectiveness (limited evidence)

### ● Plant individual plants

One replicated, randomized, controlled study in the USA found that planting California sagebrush plants did not increase the cover of native plant species compared to sowing of seeds or a combination of planting and sowing seeds. One replicated, randomized, controlled study in South Africa found that planting *Brownanthus pseudoschlichtianus* plants increased plant cover, but not the number of plant species. One study in the USA found that a majority of planted plants survived after one year. *Assessment: unknown effectiveness (effectiveness 40%; certainty 20%; harms 0%).*

<https://www.conservationevidence.com/actions/1697>

### ● Sow seeds and plant individual plants

One replicated, controlled study in the USA found that planting California sagebrush and sowing of seeds did not increase cover of native plant species compared to sowing of seeds, or planting alone. *Assessment: unknown effectiveness (effectiveness 10%; certainty 10%; harms 0%).*

<https://www.conservationevidence.com/actions/1700>

### ● Spread clippings

One randomized, controlled study in the UK found that the addition of shoots and seeds of heathland plants did not increase the abundance of mature plants for half of plant species. One randomized, controlled study in the UK found that the frequency of heather plants was not significantly different in areas where heather clippings had been spread and areas where they were not spread. One replicated, randomized, controlled study in the UK found an increase in the number of heather seedlings, but not of other heathland species. One randomized, controlled study in the UK found that the addition of shoots and seeds increased the number of seedlings for a minority of species. One replicated, randomized, controlled study in South Africa found that plant cover and the number of plant species did not differ significantly between areas where branches had been spread and those where branches had not been spread. *Assessment: unknown effectiveness (effectiveness 30%; certainty 32%; harms 0%).*

<https://www.conservationevidence.com/actions/1701>

● **Build bird perches to encourage colonization by plants**

One replicated, controlled study in South Africa found that building artificial bird perches increased the number of seeds at two sites, but no shrubs became established at either of these sites. *Assessment: unknown effectiveness (effectiveness 10%; certainty 10%; harms 0%).*

<https://www.conservationevidence.com/actions/1702>

● **Plant turf**

Two randomized, controlled studies in the UK found that planting turf from intact heathland sites increased the abundance or cover of heathland species. One of these studies also found that planting turf increased the seedling abundance for a majority of heathland plant species. One randomized, controlled study in the UK found that planting turf increased forb cover, and reduced grass cover. One randomized, replicated, controlled study in Iceland found that planting large turves from intact heathland sites increased the number of plant species, but smaller turves did not. *Assessment: unknown effectiveness (effectiveness 62%; certainty 30%; harms 0%).*

<https://www.conservationevidence.com/actions/1703>

## 8.13 Actions to benefit introduced vegetation

---

**Based on the collated evidence, what is the current assessment of the effectiveness of interventions to benefit introduced vegetation in shrubland heathland habitats?**

**Unknown effectiveness (limited evidence)**

- Add fertilizer to soil (alongside planting/seeding)
- Add peat to soil (alongside planting/seeding)
- Add mulch and fertilizer to soil (alongside planting/seeding)
- Add gypsum to soil (alongside planting/seeding)
- Add sulphur to soil (alongside planting/seeding)
- Strip/disturb topsoil (alongside planting/seeding)
- Add topsoil (alongside planting/seeding)
- Plant seed balls
- Plant/sow seeds of nurse plants alongside focal plants
- Plant/seed under established vegetation
- Plant shrubs in clusters
- Add root associated bacteria/fungi to introduced plants

### **Unknown effectiveness (limited evidence)**

#### **● Add fertilizer to soil (alongside planting/seeding)**

A replicated, controlled study in Iceland found that adding fertilizer and sowing seeds increased cover of shrubs and trees in a majority of cases. The same study showed an increase in vegetation cover in two of three cases.

One controlled study in the USA found that adding fertilizer increased the biomass of four-wing saltbush in a majority of cases. *Assessment: unknown effectiveness (effectiveness 45%; certainty 25%; harms 0%).*

<https://www.conservationevidence.com/actions/1704>

● **Add peat to soil (alongside planting/seeding)**

One replicated, randomized, controlled study in the UK found that adding peat to soil and sowing seed increased the cover of common heather in the majority of cases, compared to seeding alone. One replicated, randomized, controlled study in the UK found that adding peat to soil and sowing seed increased the density of heather seedlings, and led to larger heather plants than seeding alone, but that no seedlings survived after two years. *Assessment: unknown effectiveness (effectiveness 42%; certainty 20%; harms 0%).*

<https://www.conservationevidence.com/actions/1705>

● **Add mulch and fertilizer to soil (alongside planting/seeding)**

A randomized, controlled study in the USA found that adding mulch and fertilizer, followed by sowing of seeds increased the abundance of seedlings for a minority of shrub species. The same study found that adding mulch and fertilizer, followed by sowing seeds had no significant effect on grass cover. *Assessment: unknown effectiveness (effectiveness 35%; certainty 15%; harms 0%).*

<https://www.conservationevidence.com/actions/1707>

● **Add gypsum to soil (alongside planting/seeding)**

One randomized, controlled study in South Africa found that adding gypsum to soils and sowing seeds increased survival of seedlings for one of two species. *Assessment: unknown effectiveness (effectiveness 30%; certainty 10%; harms 0%).*

<https://www.conservationevidence.com/actions/1708>

● **Add sulphur to soil (alongside planting/seeding)**

A randomized, replicated, controlled study in the UK found that adding sulphur to soil alongside sowing seeds did not increase heather cover in a majority of cases. One replicated, controlled study in the UK found that adding sulphur and spreading heathland clippings had mixed effects on cover of common heather, perennial rye-grass, and common bent. One randomized, controlled study in the UK found that adding sulphur to soil alongside planting of heather seedlings increased their survival, though

after two years survival was very low. *Assessment: unknown effectiveness (effectiveness 20%; certainty 30%; harms 0%).*

<https://www.conservationevidence.com/actions/1710>

### ● **Strip/disturb topsoil (alongside planting/seeding)**

Two replicated, controlled studies in the UK found that removal of topsoil and addition seed/clippings increased cover of heathland plants or cover of heather and gorse. One controlled study in the UK found that soil disturbance using a rotovator and spreading clippings of heathland plants (alongside mowing) increased the number of heathland plants. One replicated, controlled study in the UK found that stripping the surface layers of soil and adding seed reduced the cover of perennial rye-grass. One randomized, replicated, paired, and controlled study in the UK found that removal of topsoil and addition of the clippings of heathland plants did not alter the cover of annual grasses but led to a decrease in cover of perennial grasses. *Assessment: unknown effectiveness (effectiveness 60%; certainty 35%; harms 0%).*

<https://www.conservationevidence.com/actions/1711>

### ● **Add topsoil (alongside planting/seeding)**

One randomized, replicated, paired, controlled study in the USA found that addition of topsoil alongside sowing of seed increased the biomass of grasses but reduced the biomass of forbs in comparison to addition of topsoil alone. *Assessment: unknown effectiveness (effectiveness 0%; certainty 10%; harms 0%).*

<https://www.conservationevidence.com/actions/1857>

### ● **Plant seed balls**

A randomized, replicated, controlled study in the USA found that planting seed balls resulted in lower seedling numbers than sowing seed. *Assessment: unknown effectiveness (effectiveness 0%; certainty 10%; harms 0%).*

<https://www.conservationevidence.com/actions/1712>

### ● **Plant/sow seeds of nurse plants alongside focal plants**

A randomized, replicated, controlled study in the UK found that sowing seeds of nurse plants and heathland plants did not increase the cover of common heather. One replicated, randomized, controlled study in the USA found that sowing seeds of nurse plants and California sagebrush seeds together reduced survival of shrubs in more than half of cases. The same study found that California sagebrush biomass was also reduced when its



seeds were sown with those of nurse plants. *Assessment: unknown effectiveness (effectiveness 0%; certainty 20%; harms 10%).*

<https://www.conservationevidence.com/actions/1713>

● **Plant/seed under established vegetation**

A replicated, randomized, controlled study in the USA found that sowing seed under established shrubs had mixed effects on blackbrush seedling emergence. *Assessment: unknown effectiveness (effectiveness 20%; certainty 10%; harms 0%).*

<https://www.conservationevidence.com/actions/1714>

● **Plant shrubs in clusters**

A randomized, controlled study in South Africa found that when shrubs were planted in clumps more of them died than when they were planted alone. *Assessment: unknown effectiveness (effectiveness 0%; certainty 15%; harms 1%).*

<https://www.conservationevidence.com/actions/1715>

● **Add root associated bacteria/fungi to introduced plants**

Two controlled studies (one of which was randomized) in Spain found that adding rhizobacteria to soil increased the biomass of shrubs. One of these studies also found an increase in shrub height. *Assessment: unknown effectiveness (effectiveness 60%; certainty 15%; harms 0%).*

<https://www.conservationevidence.com/actions/1716>

## 8.14 Education and awareness

---

**Based on the collated evidence, what is the current assessment of the effectiveness of interventions for education and awareness of shrubland and heathland habitats?**

**No evidence found (no assessment)**

- Raise awareness amongst the general public
- Provide education programmes about shrublands

### **No evidence found (no assessment)**

We have captured no evidence for the following interventions:

- Raise awareness amongst the general public
- Provide education programmes about shrublands.



# 9. MANAGEMENT OF CAPTIVE ANIMALS

**Coral S. Jonas, Lydia T. Timbrell, Fey Young, Silviu O. Petrovan, Andrew E. Bowkett & Rebecca K. Smith**

*Husbandry interventions for captive breeding amphibians*

## **Expert assessors**

**Kay Bradfield**, Perth Zoo, Australia

**Jeff Dawson**, Durrell Wildlife Conservation Trust, UK

**Devin Edmonds**, Association Mitsinjo, Madagascar

**Jonathan Kolby**, Honduras Amphibian Rescue and Conservation Center, Honduras

**Stephanie Jayson**, Veterinary Department, Zoological Society of London, UK

**Daniel Nicholson**, Queen Mary University of London, UK

**Silviu O. Petrovan**, Cambridge University, UK and Froglife Trust, UK

**Jay Redbond**, Wildfowl & Wetlands Trust, UK

**Rebecca K. Smith**, Cambridge University, UK

**Benjamin Tapley**, Herpetology Section, Zoological Society of London, UK

**Scope of assessment:** for husbandry interventions for captive breeding amphibians.

**Assessed:** 2017.

*Promoting health and welfare in captive carnivores (felids, canids and ursids) through feeding practices*

## **Expert assessors**

**Kathy Baker**, Whitley Wildlife Conservation Trust, Newquay Zoo, UK

**Marcus Clauss**, University of Zurich, Switzerland

**Ellen Dierenfeld**, Independent comparative nutrition consultant, USA

**Thomas Quirke**, University College Cork, Republic of Ireland

**Joanna Newbolt**, Whitley Wildlife Conservation Trust, Paignton Zoo, and University of Plymouth, UK

**Simon Marsh**, Yorkshire Wildlife Wildlife Park, UK

**Amy Plowman**, Whitley Wildlife Conservation Trust, Paignton Zoo, UK

**Katherine Whitehouse-Tedd**, Nottingham Trent University, UK

**Gwen Wirobski**, University of Veterinary Medicine Vienna, Austria

**Scope of assessment:** for promoting health and welfare in captive carnivores (felids, canids and ursids) through feeding practices.

**Assessed:** 2018.

*Promoting natural feeding behaviours in primates in captivity*

**Expert assessors**

**Francis Cabana**, Wildlife Reserves Singapore, Singapore

**Po-Han Chou**, Taipei Zoo, Taiwan

**Ellen Dierenfeld**, Independent comparative nutrition consultant, USA

**Mike Downman**, Dartmoor Zoo, UK

**Craig Gilchrist**, Paignton Zoo, UK

**Amy Plowman**, Whitley Wildlife Conservation Trust, Paignton Zoo, UK

**Scope of assessment:** for promoting natural feeding behaviours in captive primates.

**Assessed:** 2017.

**Effectiveness measure** is the median % score for effectiveness.

**Certainty measure** is the median % certainty of evidence for effectiveness, determined by the quantity and quality of the evidence in the synopsis.

**Harm measure** is the median % score for negative side-effects on the species included.

This book is meant as a guide to the evidence available for different conservation interventions and as a starting point in assessing their effectiveness. The assessments are based on the available evidence for the target group of species for each intervention. The assessment may therefore refer to different species or habitat to the one(s) you are considering. Before making any decisions about implementing interventions it is vital that you read the more detailed accounts of the evidence in order to assess their relevance for your study species or system.

Full details of the evidence are available at  
**[www.conservationevidence.com](http://www.conservationevidence.com)**

There may also be significant negative side-effects on the target groups or other species or communities that have not been identified in this assessment.

A lack of evidence means that we have been unable to assess whether or not an intervention is effective or has any harmful impacts.

# 9.1 *Ex-situ* conservation – breeding amphibians

---

## 9.1.1 Refining techniques using less threatened species

**Based on the collated evidence, what is the current assessment of the effectiveness of interventions for refining techniques using less threatened species?**

**Unknown effectiveness (limited evidence)**

- Identify and breed a similar species to refine husbandry techniques prior to working with target species

### **Unknown effectiveness (limited evidence)**

#### ● **Identify and breed a similar species to refine husbandry techniques prior to working with target species**

Two small, replicated interlinked studies in Brazil found that working with a less threatened surrogate species of frog first to establish husbandry interventions promoted successful breeding of a critically endangered species of frog. *Assessment: unknown effectiveness (effectiveness 68%; certainty 30%; harms 15%).*

<https://www.conservationevidence.com/actions/1862>

## 9.1.2 Changing environmental conditions/microclimate

<b>Based on the collated evidence, what is the current assessment of the effectiveness of interventions for changing environmental conditions/microclimate?</b>	
<b>Unknown effectiveness (limited evidence)</b>	<ul style="list-style-type: none"> <li>• Vary enclosure temperature to simulate seasonal changes in the wild</li> <li>• Vary quality or quantity (UV% or gradients) of enclosure lighting to simulate seasonal changes in the wild</li> <li>• Provide artificial aquifers for species which breed in upwelling springs</li> <li>• Vary artificial rainfall to simulate seasonal changes in the wild</li> </ul>
<b>No evidence found (no assessment)</b>	<ul style="list-style-type: none"> <li>• Vary enclosure humidity to simulate seasonal changes in the wild using humidifiers, foggers/misters or artificial rain</li> <li>• Vary duration of enclosure lighting to simulate seasonal changes in the wild</li> <li>• Simulate rainfall using sound recordings of rain and/or thunderstorms</li> <li>• Allow temperate amphibians to hibernate</li> <li>• Allow amphibians from highly seasonal environments to have a period of dormancy during a simulated drought period</li> <li>• Vary water flow/speed of artificial streams in enclosures for torrent breeding species</li> </ul>

### Unknown effectiveness (limited evidence)

#### ● **Vary enclosure temperature to simulate seasonal changes in the wild**

One small, replicated study in Italy found that one of six females bred following a drop in temperature from 20-24 to 17°C, and filling of an egg laying pond. One replicated, before-and-after study in 2006-2012 in Australia found that providing a pre-breeding cooling period, alongside allowing

females to gain weight before the breeding period, along with separating sexes during the non-breeding period, providing mate choice for females and playing recorded mating calls, increased breeding success. *Assessment: unknown effectiveness (effectiveness 50%; certainty 35%; harms 0%).*

<https://www.conservationevidence.com/actions/1864>

### ● **Vary quality or quantity (UV% or gradients) of enclosure lighting to simulate seasonal changes in the wild**

One replicated study in the UK found that there was no difference in clutch size between frogs given an ultraviolet (UV) boost compared with those that only received background levels. However, frogs given the UV boost had a significantly greater fungal load than frogs that were not UV-boosted. *Assessment: unknown effectiveness (effectiveness 0%; certainty 33%; harms 20%).*

<https://www.conservationevidence.com/actions/1865>

### ● **Provide artificial aquifers for species which breed in upwelling springs**

One small study in the USA found that salamanders bred in an aquarium fitted with an artificial aquifer. *Assessment: unknown effectiveness (effectiveness 50%; certainty 15%; harms 0%).*

<https://www.conservationevidence.com/actions/1871>

### ● **Vary artificial rainfall to simulate seasonal changes in the wild**

Two replicated, before-and-after studies in Germany and Austria found that simulating a wet and dry season, as well as being moved to an enclosure with more egg laying sites and flowing water in Austria, stimulated breeding and egg deposition. In Germany, no toadlets survived past 142 days old. *Assessment: unknown effectiveness (effectiveness 78%; certainty 33%; harms 0%).*

<https://www.conservationevidence.com/actions/1872>

## **No evidence found (no assessment)**

We have captured no evidence for the following interventions:

- Vary enclosure humidity to simulate seasonal changes in the wild using humidifiers, foggers/misters or artificial rain



- Vary duration of enclosure lighting to simulate seasonal changes in the wild
- Simulate rainfall using sound recordings of rain and/or thunderstorms
- Allow temperate amphibians to hibernate
- Allow amphibians from highly seasonal environments to have a period of dormancy
- Vary water flow/speed of artificial streams in enclosures for torrent breeding species

### 9.1.3 Changing enclosure design for spawning or egg laying sites

<b>Based on the collated evidence, what is the current assessment of the effectiveness of interventions for changing enclosure design for spawning or egg laying sites?</b>	
<b>Unknown effectiveness (limited evidence)</b>	<ul style="list-style-type: none"><li>• Provide multiple egg laying sites within an enclosure</li><li>• Provide natural substrate for species which do not breed in water (e.g. burrowing/tunnel breeders)</li><li>• Provide particular plants as breeding areas or egg laying sites</li></ul>

#### **Unknown effectiveness (limited evidence)**

##### ● **Provide multiple egg laying sites within an enclosure**

One replicated study in Australia found that frogs only bred once moved into an indoor enclosure which had various types of organic substrate, allowed temporary flooding, and enabled sex ratios to be manipulated along with playing recorded mating calls. One small, replicated, before-and-after study in Fiji found that adding rotting logs and hollow bamboo pipes to an enclosure, as well as a variety of substrates, promoted egg laying in frogs. *Assessment: unknown effectiveness (effectiveness 50%; certainty 25%; harms 0%).*

<https://www.conservationevidence.com/actions/1873>

● **Provide natural substrate for species which do not breed in water (e.g. burrowing/tunnel breeders)**

Two replicated studies in Australia and Fiji found that adding a variety of substrates to an enclosure, as well as rotting logs and hollow bamboo pipes in one case, promoted egg laying of frogs. The Australian study also temporarily flooded enclosures, manipulated sex ratios and played recorded mating calls. *Assessment: unknown effectiveness (effectiveness 50%; certainty 20%; harms 0%).*

<https://www.conservationevidence.com/actions/1874>

● **Provide particular plants as breeding areas or egg laying sites**

One small, controlled study in the USA found that salamanders bred in an aquarium heavily planted with java moss and swamp-weed. *Assessment: unknown effectiveness (effectiveness 75%; certainty 20%; harms 0%).*

<https://www.conservationevidence.com/actions/1875>

### 9.1.4 Manipulate social conditions

Based on the collated evidence, what is the current assessment of the effectiveness of interventions for manipulating social conditions?	
<b>Unknown effectiveness (limited evidence)</b>	<ul style="list-style-type: none"> <li>• Manipulate sex ratio within the enclosure</li> <li>• Separate sexes in non-breeding periods</li> <li>• Play recordings of breeding calls to simulate breeding season in the wild</li> <li>• Allow female mate choice</li> </ul>
<b>No evidence found (no assessment)</b>	<ul style="list-style-type: none"> <li>• Provide visual barriers for territorial species</li> <li>• Manipulate adult density within the enclosure</li> </ul>

#### Unknown effectiveness (limited evidence)

● **Manipulate sex ratio within the enclosure**

One replicated study in Australia found that frogs only bred once sex ratios were manipulated, along with playing recorded mating calls and moving

frogs into an indoor enclosure which allowed temporary flooding, and had various types of organic substrate. *Assessment: unknown effectiveness (effectiveness 35%; certainty 15%; harms 0%).*

<https://www.conservationevidence.com/actions/1879>

### ● **Separate sexes in non-breeding periods**

One replicated, before-and-after study in Australia found that clutch size of frogs increased when sexes were separated in the non-breeding periods, alongside providing female mate choice, playing recorded mating calls and allowing females to increase in weight before breeding. *Assessment: unknown effectiveness (effectiveness 65%; certainty 30%; harms 0%).*

<https://www.conservationevidence.com/actions/1880>

### ● **Play recordings of breeding calls to simulate breeding season in the wild**

One replicated study in Australia found that frogs only bred when recorded mating calls were played, as well as manipulating the sex ratio after frogs were moved into an indoor enclosure that allowed temporary flooding and had various types of organic substrates. One replicated, before-and-after study in Australia found that clutch size of frogs increased when playing recorded mating calls, along with the sexes being separated in the non-breeding periods, providing female mate choice, and allowing females to increase in weight before breeding. *Assessment: unknown effectiveness (effectiveness 35%; certainty 28%; harms 0%).*

<https://www.conservationevidence.com/actions/1881>

### ● **Allow female mate choice**

One replicated study in Australia found that frogs only bred after females carrying eggs were introduced to males, sex ratios were manipulated, recorded mating calls were played, and after being moved to an indoor enclosure which allowed temporary flooding and had various types of organic substrates. One replicated, before-and-after study in Australia found that clutch size of frogs increased when female mate choice was provided, alongside playing recorded mating calls, sexes being separated in the non-breeding periods, and allowing females to increase in weight before breeding. *Assessment: unknown effectiveness (effectiveness 50%; certainty 20%; harms 0%).*

<https://www.conservationevidence.com/actions/1882>

**No evidence found (no assessment)**

We have captured no evidence for the following interventions:

- Provide visual barriers for territorial species
- Manipulate adult density within the enclosure.

## 9.1.5 Changing the diet of adults

<b>Based on the collated evidence, what is the current assessment of the effectiveness of interventions for changing the diet of adults?</b>	
<b>Unknown effectiveness (limited evidence)</b>	<ul style="list-style-type: none"> <li>• Supplement diets with carotenoids (including for colouration)</li> <li>• Increase caloric intake of females in preparation for breeding</li> </ul>
<b>No evidence found (no assessment)</b>	<ul style="list-style-type: none"> <li>• Vary food provision to reflect seasonal availability in the wild</li> <li>• Formulate adult diet to reflect nutritional composition of wild foods</li> <li>• Supplement diets with vitamins/calcium fed to prey (e.g. prey gut loading)</li> <li>• Supplement diets with vitamins/calcium applied to food (e.g. dusting prey)</li> </ul>

**Unknown effectiveness (limited evidence)**

● **Supplement diets with carotenoids (including for colouration)**

One study in the USA found that adding carotenoids to fruit flies fed to frogs reduced the number of clutches, but increased the number of tadpoles and successful metamorphs. *Assessment: unknown effectiveness (effectiveness 70%; certainty 28%; harms 0%).*

<https://www.conservationevidence.com/actions/1887>

● **Increase caloric intake of females in preparation for breeding**

One replicated, before-and-after study in Australia found that clutch size of frogs increased when females increased in weight before breeding, as well as having mate choice, recorded mating calls, and sexes being separated during the non-breeding periods. *Assessment: unknown effectiveness (effectiveness 60%; certainty 23%; harms 0%).*

<https://www.conservationevidence.com/actions/1888>

**No evidence found (no assessment)**

We have captured no evidence for the following interventions:

- Vary food provision to reflect seasonal availability in the wild
- Formulate adult diet to reflect nutritional composition of wild foods
- Supplement diets with vitamins/calcium fed to prey (e.g. prey gut loading)
- Supplement diets with vitamins/calcium applied to food (e.g. dusting prey).

9.1.6 Manipulate rearing conditions for young

<b>Based on the collated evidence, what is the current assessment of the effectiveness of interventions for manipulating rearing conditions for the young</b>	
<b>Trade-off between benefit and harms</b>	<ul style="list-style-type: none"> <li>• Manipulate temperature of enclosure to improve development or survival to adulthood</li> </ul>
<b>Unknown effectiveness (limited evidence)</b>	<ul style="list-style-type: none"> <li>• Formulate larval diets to improve development or survival to adulthood</li> <li>• Manipulate larval density within the enclosure</li> </ul>
<b>No evidence found (no assessment)</b>	<ul style="list-style-type: none"> <li>• Leave infertile eggs at spawn site as food for egg-eating larvae</li> <li>• Manipulate humidity to improve development or survival to adulthood</li> <li>• Manipulate quality and quantity of enclosure lighting to improve development or survival to adulthood</li> <li>• Allow adults to attend their eggs</li> </ul>

## Trade-off between benefit and harms

### ● **Manipulate temperature of enclosure to improve development or survival to adulthood**

One replicated study in Spain found that salamander larvae had higher survival rates when reared at lower temperatures. One replicated study in Germany found that the growth rate and development stage reached by harlequin toad tadpoles was faster at a higher constant temperature rather than a lower and varied water temperature. One replicated study in Australia found that frog tadpoles took longer to reach metamorphosis when reared at lower temperatures. One replicated, controlled study in Iran found that developing eggs reared within a temperature range of 12-25°C had higher survival rates, higher growth rates and lower abnormalities than those raised outside of that range. *Assessment: trade-offs between benefits and harms (effectiveness 80%; certainty 58%; harms 20%).*

<https://www.conservationevidence.com/actions/1893>

## Unknown effectiveness (limited evidence)

### ● **Formulate larval diets to improve development or survival to adulthood**

One randomized, replicated, controlled study in the USA found that tadpoles had higher body mass and reached a more advanced developmental stage when fed a control diet (rabbit chow and fish food) or freshwater algae, compared to those fed pine or oak pollen. One randomized, replicated study in Portugal found that tadpoles reared on a diet containing 46% protein had higher growth rates, survival and body weights at metamorphosis compared to diets containing less protein. *Assessment: unknown effectiveness (effectiveness 65%; certainty 35%; harms 0%).*

<https://www.conservationevidence.com/actions/1889>

### ● **Manipulate larval density within the enclosure**

One randomized study in the USA found that decreasing larval density of salamanders increased larvae survival and body mass. *Assessment: unknown effectiveness (effectiveness 88%; certainty 28%; harms 0%).*

<https://www.conservationevidence.com/actions/1894>

## No evidence found (no assessment)

We have captured no evidence for the following interventions:

- Leave infertile eggs at spawn site as food for egg-eating larvae
- Manipulate humidity to improve development or survival to adulthood
- Manipulate quality and quantity of enclosure lighting to improve development or survival to adulthood
- Allow adults to attend their eggs.

### 9.1.7 Artificial reproduction

<b>Based on the collated evidence, what is the current assessment of the effectiveness of interventions for artificial reproduction?</b>	
<b>No evidence found (no assessment)</b>	• Use artificial cloning from frozen or fresh tissue

## No evidence found (no assessment)

We have captured no evidence for the following interventions:

- Use artificial cloning from frozen or fresh tissue

For summarised evidence for

**Use hormone treatment to induce sperm and egg release**

**Use artificial fertilization in captive breeding**

See Smith, R.K. and Sutherland, W.J. (2014) *Amphibian Conservation: Global Evidence for the Effects of Interventions*. Exeter, Pelagic Publishing.

Key messages and summaries are available here:

<https://www.conservationevidence.com/actions/834>

<https://www.conservationevidence.com/actions/883>

## 9.2 Promoting health and welfare in captive carnivores (felids, canids and ursids) through feeding practices

---

### 9.2.1 Diet and food type

<b>Based on the collated evidence, what is the current assessment of the effectiveness of interventions for diet and food type?</b>	
<b>Likely to be beneficial</b>	<ul style="list-style-type: none"> <li>• Provide bones, hides or partial carcasses</li> </ul>
<b>Trade-off between benefit and harms</b>	<ul style="list-style-type: none"> <li>• Feed whole carcasses (with or without organs/ gastrointestinal tract)</li> </ul>
<b>Unknown effectiveness (limited evidence)</b>	<ul style="list-style-type: none"> <li>• Feed commercially prepared diets</li> <li>• Feed plant-derived protein</li> <li>• Supplement meat-based diets with prebiotic plant material to facilitate digestion</li> <li>• Supplement meat-based diet with amino acids</li> </ul>
<b>No evidence found (no assessment)</b>	<ul style="list-style-type: none"> <li>• Supplement meat-based diet with vitamins or minerals</li> <li>• Supplement meat-based diet with fatty acids</li> <li>• Increase variety of food items</li> </ul>



## Likely to be beneficial

### ● Provide bones, hides or partial carcasses

One replicated, before-and-after study in the USA and one replicated, controlled study in Finland found that the provision of bones decreased the frequency of stereotypic behaviours in lions, tigers and Arctic foxes. Two replicated, before-and-after studies of felids and red foxes in the USA and Norway found that the provision of bones increased activity and manipulation time. *Assessment: likely to be beneficial (effectiveness 80%; certainty 60%; harms 0%).*

<https://www.conservationevidence.com/actions/1902>

## Trade-off between benefit and harms

### ● Feed whole carcasses (with or without organs/gastrointestinal tract)

Two replicated, before-and-after studies in the USA found that feeding whole carcasses reduced pacing levels in lions, leopards, snow leopards and cougars. However, it increased pacing in tigers. One replicated, randomized, controlled study in Denmark found that when fed whole rabbit, cheetahs had lower blood protein urea, zinc and vitamin A levels compared to supplemented beef. One replicated before-and-after study in Denmark found that feeding whole rabbit showed lower levels of inflammatory bowel indicators in cheetahs. One replicated, randomized study and one controlled study in the USA found that when fed whole 1 to 3 day old chickens, ocelots had lower digestible energy and fat compared to a commercial diet and African wildcats had had lower organic matter digestibility compared to a ground-chicken diet. *Assessment: trade-offs between benefits and harms (effectiveness 80%; certainty 70%; harms 25%).*

<https://www.conservationevidence.com/actions/1901>

## Unknown effectiveness (limited evidence)

### ● Feed commercially prepared diets

One replicated, before-and-after study in the USA found that providing a commercial diet to maned wolves led to similar dry matter intake and digestibility despite having a lower protein content. One replicated, controlled study in South Africa found that cheetahs fed a commercial diet had a similar likelihood of developing gastritis as those fed horse meat, lower levels of

blood protein urea but higher levels of creatine. One study in USA found that cheetahs fed a commercial meat diet or whole chicken carcasses had plasma a-tocopherol, retinol and taurine concentrations within the ranges recommended for domestic cats. *Assessment: unknown effectiveness (effectiveness 40%; certainty 35%; harms 50%).*

<https://www.conservationevidence.com/actions/1900>

### ● **Feed plant-derived protein**

One replicated, randomized, controlled study and one replicated, controlled study in the USA found that a plant-derived protein diet increased digestible energy and dry matter digestibility but decreased mineral retention and plasma taurine levels in maned wolves compared to a (supplemented) animal-based protein diet. *Assessment: unknown effectiveness (effectiveness 10%; certainty 25%; harms 70%).*

<https://www.conservationevidence.com/actions/1903>

### ● **Supplement meat-based diets with prebiotic plant material to facilitate digestion**

One replicated, before-and-after study in India found that providing Jerusalem artichoke as a supplement increased two types of gut microbiota, faecal scores and faecal moisture content in leopards. *Assessment: unknown effectiveness (effectiveness 50%; certainty 25%; harms 0%).*

<https://www.conservationevidence.com/actions/1905>

### ● **Supplement meat-based diet with amino acid**

One replicated, before-and-after study in the USA found that supplementing an animal-protein diet with taurine, increased plasma taurine levels in maned wolves. *Assessment: unknown effectiveness (effectiveness 90%; certainty 25%; harms 0%).*

<https://www.conservationevidence.com/actions/1908>

## **No evidence found (no assessment)**

We have captured no evidence for the following interventions:

- Supplement meat-based diet with vitamins or minerals
- Supplement meat-based diet with fatty acids
- Increase variety of food items.

## 9.2.2 Food presentation and enrichment

Based on the collated evidence, what is the current assessment of the effectiveness of interventions for food presentation and enrichment?	
<b>Beneficial</b>	<ul style="list-style-type: none"> <li>• Hide food around enclosure</li> </ul>
<b>Likely to be beneficial</b>	<ul style="list-style-type: none"> <li>• Present food frozen in ice</li> <li>• Present food inside objects (e.g. Boomer balls)</li> </ul>
<b>Trade-off between benefit and harms</b>	<ul style="list-style-type: none"> <li>• Provide devices to simulate live prey, including sounds, lures, pulleys and bungees</li> </ul>
<b>Unknown effectiveness (limited evidence)</b>	<ul style="list-style-type: none"> <li>• Change location of food around enclosure</li> <li>• Scatter food around enclosure</li> <li>• Provide live vertebrate prey</li> <li>• Provide live invertebrate prey</li> </ul>
<b>No evidence found (no assessment)</b>	<ul style="list-style-type: none"> <li>• Present food in/on water</li> <li>• Use food as a reward in animal training</li> </ul>

### Beneficial

#### ● Hide food around enclosure

Four replicated, before-and-after studies in the USA, UK and Germany and one before-and-after study of a black bear, leopard cats, bush dogs, maned wolves and Malayan sun bears found that hiding food increased exploring and foraging behaviours. One replicated, before-and-after study and one before-and-after study in the USA found a decrease in stereotypical pacing in leopard cats and black bear. One before-and-after study in the USA found that hiding food reduced the time Canadian lynx spent sleeping during the day. *Assessment: beneficial (effectiveness 90%; certainty 70%; harms 10%).*

<https://www.conservationevidence.com/actions/1915>

### Likely to be beneficial

#### ● Present food frozen in ice

Two replicated, before-and-after studies in the USA found that when presented with food frozen in ice, abnormal or stereotypic behaviours decreased and activity levels increased in bears and felids. One replicated, before-and-after

study in the USA found that manipulation behaviours increased in lions, whereas a replicated study in the USA found that manipulation behaviours decreased in grizzly bears. *Assessment: likely to be beneficial (effectiveness 70%; certainty 52%; harms 10%).*

<https://www.conservationevidence.com/actions/1923>

### ● Present food inside objects (e.g. Boomer balls)

Two before-and-after studies in Germany and India found that exploratory and foraging behaviours increased and stereotypic behaviours decreased in sloth bears and spectacled bears when presented with food inside objects. One before-and-after study in the USA found that exploring/foraging behaviours decreased in a sloth bear when presented with food inside objects. One replicated study in the USA found that grizzly bears spent a similar time manipulating food in a box and freely available food. *Assessment: likely to be beneficial (effectiveness 60%; certainty 70%; harms 10%).*

<https://www.conservationevidence.com/actions/1924>

## Trade-off between benefit and harms

### ● Provide devices to simulate live prey, including sounds, lures, pulleys and bungees

Two before-and-after studies in the USA and the UK found that activity levels and behavioural diversity increased in felids when presented with a lure or pulley system. One replicated, before-and-after study in the USA found that pacing behaviour decreased and walking increased in cougars, but pacing initially increased in tigers, when provided with a carcass on a bungee. *Assessment: trade-offs between benefits and harms (effectiveness 60%; certainty 50%; harms 25%).*

<https://www.conservationevidence.com/actions/1927>

## Unknown effectiveness (limited evidence)

### ● Change location of food around enclosure

One replicated, before-and-after study in Ireland found that altering the location of food decreased pacing behaviours in cheetahs. *Assessment: unknown effectiveness (effectiveness 90%; certainty 30%; harms 0%).*

<https://www.conservationevidence.com/actions/1918>

### ● Scatter food around enclosure

One replicated, before-and-after study in Brazil found that scattered feeding increased locomotion in maned wolves. One replicated study in Brazil found that maned wolves spent more time in the section of their enclosure with scattered food than in a section with food on a tray. *Assessment: unknown effectiveness (effectiveness 70%; certainty 30%; harms 0%).*

<https://www.conservationevidence.com/actions/1921>

### ● Provide live vertebrate prey

One small before-and-after study in the USA found that hunting behaviour increased and sleeping decreased when a fishing cat was provided with live fish. One replicated, before-and-after study in the USA found that there was no change in the occurrence of stereotypical behaviours in tigers when provided with live fish. *Assessment: unknown effectiveness (effectiveness 50%; certainty 30%; harms 0%).*

<https://www.conservationevidence.com/actions/1925>

### ● Provide live invertebrate prey

One replicated study in the USA found that provision of live prey increased explorative behaviours in fennec foxes compared to other types of enrichment. *Assessment: unknown effectiveness (effectiveness 80%; certainty 20%; harms 0%).*

<https://www.conservationevidence.com/actions/1926>

## No evidence found (no assessment)

We have captured no evidence for the following interventions:

- Present food in/on water
- Use food as a reward in animal training.

## 9.2.3 Feeding schedule

**Based on the collated evidence, what is the current assessment of the effectiveness of interventions for feeding schedule?**

<b>Trade-off between benefit and harms</b>	• Provide food on a random temporal schedule
--	--

<b>Unknown effectiveness (limited evidence)</b>	<ul style="list-style-type: none"> <li>• Allocate fast days</li> </ul>
<b>No evidence found (no assessment)</b>	<ul style="list-style-type: none"> <li>• Alter food abundance or type seasonally</li> <li>• Provide food during natural active periods</li> <li>• Use automated feeders</li> <li>• Alter feeding schedule according to visitor activity</li> <li>• Provide food during visitor experiences</li> </ul>

## Trade-off between benefit and harms

### ● Provide food on a random temporal schedule

Three replicated, before-and-after studies and one replicated, controlled study found that an unpredictable feeding schedule reduced the frequency of stereotypic pacing behaviours in tigers and cheetahs. One replicated, before-and-after controlled study in the USA found that an unpredictable feeding schedule increased territorial behaviour in coyotes but did not affect travelling or foraging. One before-and-after study in Switzerland found that an unpredictable feeding schedule increased behavioural diversity in red foxes. *Assessment: trade-offs between benefits and harms (effectiveness 100%; certainty 80%; harms 20%).*

<https://www.conservationevidence.com/actions/1904>

### Unknown effectiveness (limited evidence)

#### ● Allocate fast days

One replicated, before-and-after study in the UK found that large felids fed once every three days paced more frequently on non-feeding days. *Assessment: unknown effectiveness (effectiveness 6%; certainty 25%; harms 50%).*

<https://www.conservationevidence.com/actions/1906>

### No evidence found (no assessment)

We have captured no evidence for the following interventions:

- Alter food abundance or type seasonally

- Provide food during natural active periods
- Use automated feeders
- Alter feeding schedule according to visitor activity
- Provide food during visitor experiences.

## 9.2.4 Social feeding

<b>Based on the collated evidence, what is the current assessment of the effectiveness of interventions for social feeding?</b>	
<b>No evidence found (no assessment)</b>	<ul style="list-style-type: none"><li>• Feed individuals separately</li><li>• Feed individuals within a social group</li><li>• Hand-feed</li></ul>

### **No evidence found (no assessment)**

We have captured no evidence for the following interventions:

- Feed individuals separately
- Feed individuals within a social group
- Hand-feed.

## 9.3 Promoting natural feeding behaviours in primates in captivity

---

### 9.3.1 Food Presentation

<b>Based on the collated evidence, what is the current assessment of the effectiveness of interventions for food presentation?</b>	
<b>Beneficial</b>	<ul style="list-style-type: none"> <li>• Scatter food throughout enclosure</li> </ul>
<b>Likely to be beneficial</b>	<ul style="list-style-type: none"> <li>• Hide food in containers (including boxes and bags)</li> <li>• Present food frozen in ice</li> <li>• Present food items whole instead of processed</li> <li>• Present feeds at different crowd levels</li> <li>• Maximise both vertical and horizontal presentation locations</li> </ul>
<b>Trade-off between benefit and harms</b>	<ul style="list-style-type: none"> <li>• Present food in puzzle feeders</li> </ul>
<b>Unknown effectiveness (limited evidence)</b>	<ul style="list-style-type: none"> <li>• Present food in water (including dishes and ponds)</li> <li>• Present food dipped in food colouring</li> <li>• Provide live vegetation in planters for foraging</li> </ul>
<b>No evidence found (no assessment)</b>	<ul style="list-style-type: none"> <li>• Present food which required the use (or modification) of tools</li> <li>• Paint gum solutions on rough bark</li> <li>• Add gum solutions to drilled hollow feeders</li> </ul>



## Beneficial

### ● Scatter food throughout enclosure

Four studies, including one replicated study, in the USA, found that scattering food throughout enclosures increased overall activity, feeding and exploration and decreased abnormal behaviours and aggression. *Assessment: beneficial (effectiveness 80%; certainty 80%; harms 0%).*

<https://www.conservationevidence.com/actions/1315>

## Likely to be beneficial

### ● Hide food in containers (including boxes and bags)

Three studies including two before-and-after studies in the USA and Ireland found that the addition of food in boxes, baskets or tubes increased activity levels in lemurs and foraging levels in gibbons. *Assessment: likely to be beneficial (effectiveness 75%; certainty 50%; harms 0%).*

<https://www.conservationevidence.com/actions/1316>

### ● Present food frozen in ice

Two studies in the USA and Ireland found that when frozen food was presented, feeding time increased and inactivity decreased. *Assessment: likely to be beneficial (effectiveness 60%; certainty 50%; harms 0%).*

<https://www.conservationevidence.com/actions/1321>

### ● Present food items whole instead of processed

One before-and-after study in the USA found that when food items were presented whole instead of chopped, the amount of food consumed and feeding time increased in macaques. *Assessment: likely to be beneficial (effectiveness 80%; certainty 50%; harms 0%).*

<https://www.conservationevidence.com/actions/1323>

### ● Present feeds at different crowd levels

One before-and-after study in the USA found that when smaller crowds were present foraging and object use in chimpanzees increased. *Assessment: likely to be beneficial (effectiveness 60%; certainty 40%; harms 0%).*

<https://www.conservationevidence.com/actions/1324>

## ● Maximise both vertical and horizontal presentation locations

One controlled study in the UK and Madagascar found that less time was spent feeding on provisioned food in the indoor enclosure when food was hung in trees in an outdoor enclosure. One replicated, before-and-after study in the UK reported that when vertical and horizontal food locations were increased feeding time increased. *Assessment: likely to be beneficial (effectiveness 65%; certainty 50%; harms 0%).*

<https://www.conservationevidence.com/actions/1328>

## Trade-off between benefit and harms

### ● Present food in puzzle feeders

Three studies including two before-and-after studies in the USA and UK found that presenting food in puzzle feeders, increased foraging behaviour, time spent feeding and tool use but also aggression. *Assessment: trade-offs between benefits and harms (effectiveness 55%; certainty 80%; harms 60%).*

<https://www.conservationevidence.com/actions/1318>

## Unknown effectiveness (limited evidence)

### ● Present food in water (including dishes and ponds)

One replicated, before-and-after study in the USA found that when exposed to water filled troughs, rhesus monkeys were more active and increased their use of tools. *Assessment: unknown effectiveness (effectiveness 60%; certainty 30%; harms 0%).*

<https://www.conservationevidence.com/actions/1320>

### ● Present food dipped in food colouring

One before-and-after study in the USA found that when food was presented after being dipped in food colouring, orangutans ate more and spent less time feeding. *Assessment: unknown effectiveness (effectiveness 50%; certainty 20%; harms 20%).*

<https://www.conservationevidence.com/actions/1322>

### ● Provide live vegetation in planters for foraging

One replicated, before-and-after study in the USA reported that chimpanzees spent more time foraging when provided with planted rye grass and scattered sunflower seeds compared to browse and grass added to the enclosure with their normal diet. *Assessment: unknown effectiveness (effectiveness 80%; certainty 30%; harms 0%).*

<https://www.conservationevidence.com/actions/1327>

## No evidence found (no assessment)

We have captured no evidence for the following interventions:

- Present food which required the use (or modification) of tools
- Paint gum solutions on rough bark
- Add gum solutions to drilled hollow feeders.

### 9.3.2 Diet manipulation

Based on the collated evidence, what is the current assessment of the effectiveness of interventions for diet manipulation?	
Likely to be beneficial	<ul style="list-style-type: none"><li>• Formulate diet to reflect nutritional composition of wild foods (including removal of domestic fruits)</li><li>• Provide cut branches (browse)</li><li>• Provide live invertebrates</li><li>• Provide fresh produce</li></ul>
No evidence found (no assessment)	<ul style="list-style-type: none"><li>• Provide gum (including artificial gum)</li><li>• Provide nectar (including artificial nectar)</li><li>• Provide herbs or other plants for self-medication</li><li>• Modify ingredients/nutrient composition seasonally (not daily) to reflect natural variability</li></ul>

## Likely to be beneficial

- **Formulate diet to reflect nutritional composition of wild foods (including removal of domestic fruits)**

Two replicated, before-and-after studies in the USA and UK found that when changing the diet of captive primates to reflect nutritional compositions of wild foods, there was a decrease in regurgitation and reingestion, aggression and self-directed behaviours. *Assessment: likely to be beneficial (effectiveness 70%; certainty 60%; harms 0%).*

<https://www.conservationevidence.com/actions/1329>

### ● Provide cut branches (browse)

One replicated, before-and-after study in the Netherlands and Germany found that captive gorillas when presented with stinging nettles use the same processing skills as wild gorillas to forage. *Assessment: likely to be beneficial (effectiveness 70%; certainty 50%; harms 0%).*

<https://www.conservationevidence.com/actions/1332>

### ● Provide live invertebrates

One before-and-after study in the UK found that providing live invertebrates to captive lorises increased foraging levels and reduced inactivity. *Assessment: likely to be beneficial (effectiveness 85%; certainty 50%; harms 0%).*

<https://www.conservationevidence.com/actions/1333>

### ● Provide fresh produce

One replicated, before-and-after study in the USA found that when fresh produce was offered feeding time increased and inactivity decreased in rhesus macaques. *Assessment: likely to be beneficial (effectiveness 60%; certainty 40%; harms 1%).*

<https://www.conservationevidence.com/actions/1335>

## No evidence found (no assessment)

We have captured no evidence for the following interventions:

- Provide gum (including artificial gum)
- Provide nectar (including artificial nectar)
- Provide herbs or other plants for self-medication

- Modify ingredients/nutrient composition seasonally (not daily) to reflect natural variability.

### 9.3.3 Feeding Schedule

<b>Based on the collated evidence, what is the current assessment of the effectiveness of interventions for feeding schedule?</b>	
<b>Likely to be beneficial</b>	<ul style="list-style-type: none"><li>• Change feeding times</li></ul>
<b>Trade-off between benefit and harms</b>	<ul style="list-style-type: none"><li>• Change the number of feeds per day</li></ul>
<b>No evidence found (no assessment)</b>	<ul style="list-style-type: none"><li>• Provide food at natural (wild) feeding times</li><li>• Provide access to food at all times (day and night)</li><li>• Use of automated feeders</li></ul>

#### Likely to be beneficial

##### ● Change feeding times

One controlled study in the USA found that changing feeding times decreased inactivity and abnormal behaviours in chimpanzees. *Assessment: likely to be beneficial (effectiveness 70%; certainty 50%; harms 0%).*

<https://www.conservationevidence.com/actions/1338>

#### Trade-off between benefit and harms

##### ● Change the number of feeds per day

Two before-and-after studies in Japan and the USA found that changing the number of feeds per day increased time spent feeding in chimpanzees but also increased hair eating in baboons. *Assessment: trade-offs between benefits and harms (effectiveness 70%; certainty 50%; harms 50%).*

<https://www.conservationevidence.com/actions/1337>

#### No evidence found (no assessment)

We have captured no evidence for the following interventions:

- Provide food at natural (wild) feeding times
- Provide access to food at all times (day and night)
- Use of automated feeders.

### 9.3.4 Social group manipulation

<b>Based on the collated evidence, what is the current assessment of the effectiveness of interventions for social group manipulation?</b>	
<b>Trade-off between benefit and harms</b>	<ul style="list-style-type: none"> <li>• Feed individuals in social groups</li> </ul>
<b>No evidence found (no assessment)</b>	<ul style="list-style-type: none"> <li>• Feed individuals separately</li> <li>• Feed individuals in subgroups</li> </ul>

#### **Trade-off between benefit and harms**

##### ● **Feed individuals in social groups**

One replicated, controlled study in the USA found that an enrichment task took less time to complete when monkeys were in social groups than when feeding alone. One before-and-after study in Italy found that in the presence of their groupmates monkeys ate more unfamiliar foods during the first encounter. *Assessment: trade-offs between benefits and harms (effectiveness 60%; certainty 50%; harms 25%).*

<https://www.conservationevidence.com/actions/1343>

#### **No evidence found (no assessment)**

We have captured no evidence for the following interventions:

- Feed individuals separately
- Feed individuals in subgroups.



# 10. SOME ASPECTS OF CONTROL OF FRESHWATER INVASIVE SPECIES

David Aldridge, Nancy Ockendon, Ricardo Rocha, Rebecca K. Smith & William J. Sutherland

## Expert assessors

David Aldridge, University of Cambridge, UK

Olaf Booy, Animal and Plant Health Agency, UK

Manuel A. Duenas, Centre for Ecology & Hydrology, UK

Alison Dunn, University of Leeds, UK

Robert Francis, King's College London, UK

Belinda Gallardo, Pyrenean Institute of Ecology, Spain

Nancy Ockendon, University of Cambridge, UK

Trevor Renals, Environment Agency, UK

Emmanuelle Sarat, International Union for Conservation of Nature, France

Sonal Varia, The Centre for Agriculture and Bioscience International, UK

Alexandra Zieritz, University of Nottingham, UK

Ana L. Nunes, The Centre for Agriculture and Bioscience International, UK

Deborah Hofstra, National Institute of Water and Atmospheric Research, New Zealand

Jonathan Newman, Waterland Management Ltd, UK

Johan van Valkenburg, National Plant Protection Organization, The Netherlands

Ryan Wersal, Lonza Water Care, Alpharetta, Georgia, US

Ricardo Rocha, University of Cambridge, UK

**Scope of assessment:** for the control of 12 invasive freshwater species.

**Assessed:** American bullfrog and *Procambarus* spp. crayfish 2015; parrot's feather 2017; all other species 2016.

**Effectiveness measure** is the median % score for effectiveness.

**Certainty measure** is the median % certainty of evidence for effectiveness, determined by the quantity and quality of the evidence in the synopsis.

**Harm measure** is the median % score for negative side-effects to non-target native species. This was not assessed for some species in this chapter.

*Potential impacts on non-target species should be considered carefully before implementing any control action.*



This book is meant as a guide to the evidence available for different conservation interventions and as a starting point in assessing their effectiveness. The assessments are based on the available evidence for the target group of species for each intervention. The assessment may therefore refer to different species or habitat to the one(s) you are considering. Before making any decisions about implementing interventions it is vital that you read the more detailed accounts of the evidence in order to assess their relevance for your study species or system.

Full details of the evidence are available at  
**[www.conservationevidence.com](http://www.conservationevidence.com)**

There may also be significant negative side-effects on the target groups or other species or communities that have not been identified in this assessment.

A lack of evidence means that we have been unable to assess whether or not an intervention is effective or has any harmful impacts.

# 10.1 Threat: Invasive plants

---

## 10.1.1 Parrot's feather *Myriophyllum aquaticum*

<b>Based on the collated evidence, what is the current assessment of the effectiveness of interventions for controlling parrot's feather?</b>	
<b>Beneficial</b>	<ul style="list-style-type: none"> <li>• Chemical control using the herbicide 2,4-D</li> </ul>
<b>Likely to be beneficial</b>	<ul style="list-style-type: none"> <li>• Chemical control using the herbicide carfentrazone-ethyl</li> <li>• Chemical control using the herbicide triclopyr</li> <li>• Chemical control using the herbicide diquat</li> <li>• Chemical control using the herbicide endohall</li> <li>• Chemical control using other herbicides</li> <li>• Reduction of trade through legislation and codes of conduct</li> </ul>
<b>Trade-offs between benefit and harms</b>	<ul style="list-style-type: none"> <li>• Biological control using herbivores</li> </ul>
<b>Unknown effectiveness (limited evidence)</b>	<ul style="list-style-type: none"> <li>• Water level drawdown</li> <li>• Biological control using plant pathogens</li> </ul>
<b>No evidence found (no assessment)</b>	<ul style="list-style-type: none"> <li>• Mechanical harvesting or cutting</li> <li>• Mechanical excavation</li> <li>• Removal using water jets</li> <li>• Suction dredging and diver-assisted suction removal</li> <li>• Manual harvesting (hand-weeding)</li> <li>• Use of lightproof barriers</li> <li>• Dye application</li> <li>• Biological control using fungal-based herbicides</li> <li>• Use of salt</li> </ul>

- |  |   |
|--|---|
|  | <ul style="list-style-type: none"><li>• Decontamination / preventing further spread</li><li>• Public education</li><li>• Multiple integrated measures</li></ul> |
|--|---|

## Beneficial

### ● Chemical control using the herbicide 2,4-D

Five laboratory studies (three replicated, controlled and two randomized, controlled) in the USA and Brazil and two replicated, randomized, field studies in Portugal reported that treatment with 2,4-D reduced growth, biomass or cover of parrot's feather. *Assessment: beneficial (effectiveness 80%; certainty 80%; harms 0%).*

<https://www.conservationevidence.com/actions/1606>

## Likely to be beneficial

### ● Chemical control using the herbicide carfentrazone-ethyl

Five laboratory studies (one replicated, controlled, before-and-after, three replicated, controlled and one randomized, controlled) in the USA reported that treatment with carfentrazone-ethyl reduced growth. *Assessment: likely to be beneficial (effectiveness 50%; certainty 40%; harms 5%).*

<https://www.conservationevidence.com/actions/1676>

### ● Chemical control using the herbicide triclopyr

Three replicated, controlled laboratory studies in the USA and New Zealand reported that treatment with triclopyr reduced growth or that cover was lower than that of plants treated with glyphosate. One replicated, controlled field study and one replicated, before-and-after field study in New Zealand reported that cover was reduced after treatment with triclopyr but one of these studies reported that cover later increased to near pre-treatment levels. *Assessment: likely to be beneficial (effectiveness 60%; certainty 55%; harms 0%).*

<https://www.conservationevidence.com/actions/1689>

### ● Chemical control using the herbicide diquat

Two replicated, controlled laboratory studies in the USA reported reduced growth after exposure to diquat. However, one replicated, randomized,



controlled field study in Portugal reported no reduction in biomass following treatment with diquat. *Assessment: likely to be beneficial (effectiveness 60%; certainty 40%; harms 0%).*

<https://www.conservationevidence.com/actions/1680>

### ● **Chemical control using the herbicide endohall**

Two replicated, controlled laboratory studies in the USA and New Zealand reported a reduction in biomass after treatment with endothall. However, one replicated, controlled field study in New Zealand found that cover declined after treatment with endothall but later cover increased close to pre-treatment levels. *Assessment: likely to be beneficial (effectiveness 50%; certainty 40%; harms 0%).*

<https://www.conservationevidence.com/actions/1681>

### ● **Chemical control using other herbicides**

One replicated, randomized, controlled field study in Portugal and one replicated, controlled, laboratory study in the USA reported reduced growth or vegetation cover after treatment with glyphosate. Two replicated, randomized, controlled laboratory studies (one of which was randomized) in the USA have found that the herbicide imazapyr reduced growth. Four replicated, controlled (one of which was randomized) laboratory studies in the USA and New Zealand reported reduced growth after treatment with the herbicides imazamox, flumioxazin, dichlobenil and florpyrauxifen-benzyl. Two replicated, controlled (one of which was randomized) field studies in Portugal and New Zealand reported a decrease in cover after treatment with dichlobenil followed by recovery. One replicated, randomized, controlled field study in Portugal reported reduced biomass after treatment with gluphosinate-ammonium. Three replicated, controlled laboratory studies in New Zealand and the USA found no reduction in growth after treatment with clopyralid, copper chelate or fluridone. *Assessment: likely to be beneficial (effectiveness 50%; certainty 40%; harms 0%).*

<https://www.conservationevidence.com/actions/1699>

### ● **Reduction of trade through legislation and codes of conduct**

One randomized, before-and-after trial in the Netherlands reported that the implementation of a code of conduct reduced the trade of invasive aquatic plants banned from sale. One study in the USA found that despite a state-

wide trade ban on parrot's feather plants, these could still be purchased in some stores. *Assessment: likely to be beneficial (effectiveness 60%; certainty 45%; harms 0%).*

<https://www.conservationevidence.com/actions/1604>

## Trade-off between benefit and harms

### ● Biological control using herbivores

Two replicated, randomized studies in Argentina and the USA found that stocking with grass carp reduced the biomass or abundance of parrot's feather. However, one controlled laboratory study in Portugal found that grass carp did not reduce biomass or cover of parrot's feather. One field study in South Africa found that one *Lysathia* beetle species retarded the growth of parrot's feather. *Assessment: trade-offs between benefits and harms (effectiveness 50%; certainty 40%; harms 20%).*

<https://www.conservationevidence.com/actions/1599>

## Unknown effectiveness (limited evidence)

### ● Water level drawdown

One replicated, randomized, controlled laboratory study in the USA found that water removal to expose plants to drying during the summer led to lower survival of parrot's feather plants than water removal during winter. *Assessment: unknown effectiveness (effectiveness 60%; certainty 30%; harms 0%).*

<https://www.conservationevidence.com/actions/1585>

### ● Biological control using plant pathogens

One study in South Africa found that exposure to a strain of the bacterium *Xanthomonas campestris* did not affect the survival of parrot's feather. *Assessment: unknown effectiveness (effectiveness 5%; certainty 10%; harms 0%).*

<https://www.conservationevidence.com/actions/1601>

## No evidence found (no assessment)

We have captured no evidence for the following interventions:

- Mechanical harvesting or cutting



- Mechanical excavation
- Removal using water jets
- Suction dredging and diver-assisted suction removal
- Manual harvesting (hand-weeding)
- Use of lightproof barriers
- Dye application
- Biological control using fungal-based herbicides
- Use of salt
- Decontamination / preventing further spread
- Public education
- Multiple integrated measures

### 10.1.2 Floating pennywort *Hydrocotyle ranunculoides*

<b>Based on the collated evidence, what is the current assessment of the effectiveness of interventions for controlling floating pennywort?</b>	
<b>Beneficial</b>	<ul style="list-style-type: none"> <li>• Chemical control using herbicides</li> </ul>
<b>Likely to be beneficial</b>	<ul style="list-style-type: none"> <li>• Flame treatment</li> <li>• Physical removal</li> </ul>
<b>Unknown effectiveness (limited evidence)</b>	<ul style="list-style-type: none"> <li>• Combination treatment using herbicides and physical removal</li> </ul>
<b>Unlikely to be beneficial</b>	<ul style="list-style-type: none"> <li>• Biological control using co-evolved, host-specific herbivores</li> <li>• Use of hydrogen peroxide</li> </ul>
<b>No evidence found (no assessment)</b>	<ul style="list-style-type: none"> <li>• Biological control using fungal-based herbicides</li> <li>• Biological control using native herbivores</li> <li>• Environmental control (e.g. shading, reduced flow, reduction of rooting depth, or dredging)</li> <li>• Excavation of banks</li> <li>• Public education</li> <li>• Use of liquid nitrogen</li> </ul>

## Beneficial

### ● Chemical control using herbicides

A controlled, replicated field study in the UK found that the herbicide 2,4-D amine achieved almost 100% mortality of floating pennywort, compared with the herbicide glyphosate (applied without an adjuvant) which achieved negligible mortality. *Assessment: beneficial (effectiveness 80%; certainty 70%).*

<https://www.conservationevidence.com/actions/1127>

## Likely to be beneficial

### ● Flame treatment

A controlled, replicated study in the Netherlands found that floating pennywort plants were killed by a three second flame treatment with a three second repeat treatment 11 days later. *Assessment: likely to be beneficial (effectiveness 60%; certainty 50%).*

<https://www.conservationevidence.com/actions/1131>

### ● Physical removal

Two studies, one in Western Australia and one in the UK, found physical removal did not completely eradicate floating pennywort. *Assessment: likely to be beneficial (effectiveness 40%; certainty 40%).*

<https://www.conservationevidence.com/actions/1126>

## Unknown effectiveness (limited evidence)

### ● Combination treatment using herbicides and physical removal

A before-and-after study in Western Australia found that a combination of cutting followed by a glyphosate chemical treatment, removed floating pennywort. *Assessment: unknown effectiveness (effectiveness 70%; certainty 35%).*

<https://www.conservationevidence.com/actions/1128>



## Unlikely to be beneficial

### ● Biological control using co-evolved, host-specific herbivores

A replicated laboratory and field study in South America found that the South American weevil fed on water pennywort but did not reduce the biomass. *Assessment: unlikely to be beneficial (effectiveness 20%; certainty 50%).*

<https://www.conservationevidence.com/actions/1123>

### ● Use of hydrogen peroxide

A controlled, replicated study in the Netherlands found that hydrogen peroxide sprayed on potted floating pennywort plants at 30% concentration resulted in curling and transparency of the leaves but did not kill the plants. *Assessment: unlikely to be beneficial (effectiveness 10%; certainty 60%).*

<https://www.conservationevidence.com/actions/1129>

## No evidence found (no assessment)

We have captured no evidence for the following interventions:

- Biological control using fungal-based herbicides
- Biological control using native herbivores
- Environmental control (e.g. shading, reduced flow, reduction of rooting depth, or dredging)
- Excavation of banks
- Public education
- Use of liquid nitrogen.

### 10.1.3 Water primrose *Ludwigia* spp.

Based on the collated evidence, what is the current assessment of the effectiveness of interventions for controlling water primrose?	
<b>Likely to be beneficial</b>	<ul style="list-style-type: none"> <li>• Biological control using co-evolved, host specific herbivores</li> <li>• Chemical control using herbicides</li> <li>• Combination treatment using herbicides and physical removal</li> </ul>



<b>Unlikely to be beneficial</b>	<ul style="list-style-type: none"> <li>• Physical removal</li> </ul>
<b>No evidence found (no assessment)</b>	<ul style="list-style-type: none"> <li>• Biological control using fungal-based herbicides</li> <li>• Biological control using native herbivores</li> <li>• Environmental control (e.g. shading, altered flow, altered rooting depth, or dredging)</li> <li>• Excavation of banks</li> <li>• Public education</li> <li>• Use of a tarpaulin</li> <li>• Use of flame treatment</li> <li>• Use of hydrogen peroxide</li> <li>• Use of liquid nitrogen</li> <li>• Use of mats placed on the bottom of the water body</li> </ul>

## Likely to be beneficial

### ● **Biological control using co-evolved, host specific herbivores**

A controlled, replicated study in China, found a flea beetle caused heavy feeding destruction to the prostrate water primrose. A before-and-after study in the USA found that the introduction of flea beetles to a pond significantly reduced the abundance of large-flower primrose-willow. *Assessment: likely to be beneficial (effectiveness 60%; certainty 50%).*

<https://www.conservationevidence.com/actions/1135>

### ● **Chemical control using herbicides**

A controlled, replicated laboratory study in the USA found that the herbicide tricopyr TEA applied at concentrations of 0.25% killed 100% of young cultivated water primrose within two months. A before-and-after field study in the UK found that the herbicide glyphosate caused 97% mortality when mixed with a non-oil based sticking agent and 100% mortality when combined with TopFilm. A controlled, replicated, randomized study in Venezuela, found that use of the herbicide halosulfuron-methyl (Sempra) resulted in a significant reduction in water primrose coverage without apparent toxicity to rice plants. *Assessment: likely to be beneficial (effectiveness 80%; certainty 60%).*

<https://www.conservationevidence.com/actions/1139>



## ● Combination treatment using herbicides and physical removal

A study in the USA found that application of glyphosate and a surface active agent called Cygnet-Plus followed by removal by mechanical means killed 75% of a long-standing population of water primrose. A study in Australia found that a combination of herbicide application, physical removal, and other actions such as promotion of native plants and mulching reduced the cover of Peruvian primrose-willow by 85–90%. *Assessment: likely to be beneficial (effectiveness 70%; certainty 55%).*

<https://www.conservationevidence.com/actions/1140>

## Unlikely to be beneficial

### ● Physical removal

A study in the USA found that hand pulling and raking water primrose failed to reduce its abundance at one site, whereas hand-pulling from the margins of a pond eradicated a smaller population of water primrose at a second site. *Assessment: unlikely to be beneficial (effectiveness 30%; certainty 50%).*

<https://www.conservationevidence.com/actions/1138>

## No evidence found (no assessment)

We have captured no evidence for the following interventions:

- Biological control using fungal-based herbicides
- Biological control using native herbivores
- Environmental control (e.g. shading, reduced flow, reduction of rooting depth, or dredging)
- Excavation of banks
- Public education
- Use of a tarpaulin
- Use of flame treatment
- Use of hydrogen peroxide
- Use of liquid nitrogen
- Use of mats placed on the bottom of the waterbody.

### 10.1.4 Skunk cabbage *Lysichiton americanus*

Based on the collated evidence, what is the current assessment of the effectiveness of interventions for controlling skunk cabbage?	
Likely to be beneficial	<ul style="list-style-type: none"> <li>• Chemical control using herbicides</li> <li>• Physical removal</li> </ul>
No evidence found (no assessment)	<ul style="list-style-type: none"> <li>• Biological control using co-evolved, host-specific herbivores</li> <li>• Biological control using fungal-based herbicides</li> <li>• Biological control using native herbivores</li> <li>• Combination treatment using herbicides and physical removal</li> <li>• Environmental control (e.g. shading, or promotion of native plants)</li> <li>• Public education</li> <li>• Use of a tarpaulin</li> <li>• Use of flame treatment</li> <li>• Use of hydrogen peroxide</li> <li>• Use of liquid nitrogen</li> </ul>

#### Likely to be beneficial

##### ● Chemical control using herbicides

Two studies in the UK found that application of the chemical 2,4-D amine appeared to be successful in eradicating skunk cabbage stands. One of these studies also found glyphosate eradicated skunk cabbage. However, a study in the UK found that glyphosate did not eradicate skunk cabbage, but resulted in only limited reduced growth of plants. *Assessment: likely to be beneficial (effectiveness 60%; certainty 50%).*

<https://www.conservationevidence.com/actions/1102>

##### ● Physical removal

Two studies in Switzerland and the Netherlands, reported effective removal of recently established skunk cabbage plants using physical removal, one reporting removal of the entire stock within five years. A third study in

Germany reported that after four years of a twice yearly full removal programme, a large number of plants still needed to be removed each year. *Assessment: likely to be beneficial (effectiveness 65%; certainty 55%).*

<https://www.conservationevidence.com/actions/1101>

### No evidence found (no assessment)

We have captured no evidence for the following interventions:

- Biological control using co-evolved, host-specific herbivores
- Biological control using fungal-based herbicides
- Biological control using native herbivores
- Combination treatment using herbicides and physical removal
- Environmental control (e.g. shading, or promotion of native plants)
- Public education
- Use of a tarpaulin
- Use of flame treatment
- Use of hydrogen peroxide
- Use of liquid nitrogen.

### 10.1.5 New Zealand pigmyweed *Crassula helmsii*

Based on the collated evidence, what is the current assessment of the effectiveness of interventions for controlling <i>Crassula helmsii</i> ?	
<b>Beneficial</b>	<ul style="list-style-type: none"> <li>• Chemical control using herbicides</li> <li>• Decontamination to prevent further spread</li> </ul>
<b>Likely to be beneficial</b>	<ul style="list-style-type: none"> <li>• Use lightproof barriers to control plants</li> <li>• Use salt water to kill plants</li> </ul>
<b>Unknown effectiveness (limited evidence)</b>	<ul style="list-style-type: none"> <li>• Use a combination of control measures</li> </ul>
<b>Unlikely to be beneficial</b>	<ul style="list-style-type: none"> <li>• Use dyes to reduce light levels</li> <li>• Use grazing to control plants</li> <li>• Use hot foam to control plants</li> <li>• Use hydrogen peroxide to control plants</li> </ul>

<b>No evidence found (no assessment)</b>	<ul style="list-style-type: none"><li>• Alter environmental conditions to control plants (e.g. shading by succession, increasing turbidity, re-profiling or dredging)</li><li>• Biological control using fungal-based herbicides</li><li>• Biological control using herbivores</li><li>• Bury plants</li><li>• Dry out waterbodies</li><li>• Physical control using manual/mechanical control or dredging</li><li>• Plant other species to suppress growth</li><li>• Public education</li><li>• Surround with wire mesh</li><li>• Use flame throwers</li><li>• Use hot water</li><li>• Use of liquid nitrogen</li></ul>
--	---

## Beneficial

### ● Chemical control using herbicides

Seven studies in the UK, including one replicated, controlled study, found that applying glyphosate reduced *Crassula helmsii*. Three out of four studies in the UK, including one controlled study, found that applying diquat or diquat alginate reduced or eradicated *C. helmsii*. One small trial found no effect of diquat on *C. helmsii* cover. One replicated, controlled study in the UK found dichlobenil reduced biomass of submerged *C. helmsii* but one small before-and-after study found no effect of dichlobenil on *C. helmsii*. A replicated, controlled study found that treatment with terbutryne partially reduced biomass of submerged *C. helmsii* and that asulam, 2,4-D amine and dalapon reduced emergent *C. helmsii*. *Assessment: beneficial (effectiveness 78%; certainty 75%).*

<https://www.conservationevidence.com/actions/1279>

### ● Decontamination to prevent further spread

One controlled, replicated container trial in the UK found that submerging *Crassula helmsii* fragments in hot water led to higher mortality than drying out plants or a control. *Assessment: beneficial (effectiveness 80%; certainty 70%).*

<https://www.conservationevidence.com/actions/1308>



## Likely to be beneficial

### ● Use lightproof barriers to control plants

Five before-and-after studies in the UK found that covering with black sheeting or carpet eradicated or severely reduced cover of *Crassula helmsii*.  
*Assessment: likely to be beneficial (effectiveness 65%; certainty 50%).*

<https://www.conservationevidence.com/actions/1294>

### ● Use salt water to kill plants

Two replicated, controlled container trials and two before-and-after field trials in the UK found that seawater eradicated *Crassula helmsii*.  
*Assessment: likely to be beneficial (effectiveness 80%; certainty 45%).*

<https://www.conservationevidence.com/actions/1288>

## Unknown effectiveness (limited evidence)

### ● Use a combination of control methods

One before-and-after study in the UK found that covering *Crassula helmsii* with carpet followed by treatment with glyphosate killed 80% of the plant.  
*Assessment: unknown effectiveness (effectiveness 75%; certainty 30%).*

<https://www.conservationevidence.com/actions/1313>

## Unlikely to be beneficial

### ● Use dyes to reduce light levels

One replicated, controlled study in the UK found that applying aquatic dye, along with other treatments, did not reduce cover of *Crassula helmsii*.  
*Assessment: unlikely to be beneficial (effectiveness 0%; certainty 53%).*

<https://www.conservationevidence.com/actions/1293>

### ● Use grazing to control plants

One of two replicated, controlled studies in the UK found that excluding grazing reduce abundance and coverage of *Crassula helmsii*. The other study found that ungrazed areas had higher coverage of *C. helmsii* than grazed plots.  
*Assessment: unlikely to be beneficial (effectiveness 23%; certainty 43%).*

<https://www.conservationevidence.com/actions/1301>

### ● Use hot foam to control plants

One replicated, controlled study in the UK found that treatment with hot foam, along with other treatments, did not control *Crassula helmsii*. A before-and-after study in the UK found that treatment with hot foam partially destroyed *C. helmsii*. *Assessment: unlikely to be beneficial (effectiveness 20%; certainty 50%).*

<https://www.conservationevidence.com/actions/1286>

### ● Use hydrogen peroxide to control plants

One controlled tank trial in the UK found that hydrogen peroxide did not control *Crassula helmsii*. *Assessment: unlikely to be beneficial (effectiveness 0%; certainty 50%).*

<https://www.conservationevidence.com/actions/1281>

## No evidence found (no assessment)

We have captured no evidence for the following interventions:

- Alter environmental conditions to control plants (e.g. shading by succession, increasing turbidity, re-profiling or dredging)
- Biological control using fungal-based herbicides
- Biological control using herbivores
- Bury plants
- Dry out waterbodies
- Physical control using manual/mechanical control or dredging
- Plant other species to suppress growth
- Public education
- Surround with wire mesh
- Use flame throwers
- Use hot water
- Use of liquid nitrogen.

## 10.2 Threat: Invasive molluscs

---

### 10.2.1 Asian clams

Based on the collated evidence, what is the current assessment of the effectiveness of interventions for controlling Asian clams?	
<b>Beneficial</b>	<ul style="list-style-type: none"><li>• Add chemicals to the water</li><li>• Change salinity of the water</li><li>• Mechanical removal</li></ul>
<b>Likely to be beneficial</b>	<ul style="list-style-type: none"><li>• Change temperature of water</li><li>• Clean equipment</li><li>• Use of gas-impermeable barriers</li></ul>
<b>Unlikely to be beneficial</b>	<ul style="list-style-type: none"><li>• Reduce oxygen in water</li></ul>
<b>No evidence found (no assessment)</b>	<ul style="list-style-type: none"><li>• Change pH of water</li><li>• Drain the invaded waterbody</li><li>• Exposure to disease-causing organisms</li><li>• Exposure to parasites</li><li>• Hand removal</li><li>• Public awareness and education</li></ul>

#### Beneficial

##### ● Add chemicals to the water

Two replicated laboratory studies and one controlled, replicated field study found that chlorine, potassium and copper killed Asian clams. Increasing



chemical concentration and water temperature killed more clams in less time. One controlled field trial achieved 80% and 100% mortality of Asian clams using encapsulated control agents (SB1000 and SB2000 respectively) in irrigation systems. *Assessment: beneficial (effectiveness 75%; certainty 70%).*

<https://www.conservationevidence.com/actions/1118>

### ● **Change salinity of water**

A controlled, replicated laboratory study from the USA found that exposure to saline water killed all Asian clams. *Assessment: beneficial (effectiveness 65%; certainty 68%).*

<https://www.conservationevidence.com/actions/1115>

### ● **Mechanical removal**

A controlled before-and-after study from North America found suction dredging of sediment reduced an Asian clam population by 96%, and these effects persisted for a year. A replicated, controlled, before-and-after field trial in Ireland showed that three types of dredges were effective at removing between 74% and >95% of the Asian clam biomass. *Assessment: beneficial (effectiveness 80%; certainty 78%).*

<https://www.conservationevidence.com/actions/1120>

## Likely to be beneficial

### ● **Change temperature of water**

A controlled laboratory study from the USA found that exposure to water at temperatures of 37°C and 36°C killed all Asian clams within 2 and 4 days, respectively. *Assessment: likely to be beneficial (effectiveness 60%; certainty 55%).*

<https://www.conservationevidence.com/actions/1116>

### ● **Clean equipment**

A field study from Portugal found that mechanical removal, followed by regular cleaning and maintenance of industrial pipes at a power plant permanently removed an Asian clam population. A field study from Portugal found that adding a sand filter to a water treatment plant reduced an Asian clam population. *Assessment: likely to be beneficial (effectiveness 75%; certainty 50%).*

<https://www.conservationevidence.com/actions/1119>

### ● Use of gas-impermeable barriers

One controlled study from North America found that placing gas impermeable fabric barriers on a lake bottom (several small and one large area) reduced populations of Asian clams. *Assessment: likely to be beneficial (effectiveness 78%; certainty 60%).*

<https://www.conservationevidence.com/actions/1117>

## Unlikely to be beneficial

### ● Reduce oxygen in water

A controlled laboratory study from the USA found that Asian clams were not susceptible to low oxygen levels in the water. *Assessment: unlikely to be beneficial (effectiveness 10%; certainty 50%).*

<https://www.conservationevidence.com/actions/1113>

## No evidence found (no assessment)

We have captured no evidence for the following interventions:

- Change pH of water
- Drain the invaded waterbody
- Exposure to disease-causing organisms
- Exposure to parasites
- Hand removal
- Public awareness and education.

## 10.3 Threat: Invasive crustaceans

---

### 10.3.1 Ponto-Caspian gammarids

<b>Based on the collated evidence, what is the current assessment of the effectiveness of interventions for controlling Ponto-Caspian gammarids?</b>	
<b>Likely to be beneficial</b>	<ul style="list-style-type: none"><li>• Change salinity of the water</li><li>• Change water temperature</li><li>• Dewatering (drying out) habitat</li><li>• Exposure to parasites</li></ul>
<b>Unlikely to be beneficial</b>	<ul style="list-style-type: none"><li>• Add chemicals to water</li><li>• Change water pH</li><li>• Control movement of gammarids</li></ul>
<b>No evidence found (no assessment)</b>	<ul style="list-style-type: none"><li>• Biological control using predatory fish</li><li>• Cleaning equipment</li><li>• Exchange ballast water</li><li>• Exposure to disease-causing organisms</li></ul>

#### Likely to be beneficial

##### ● Change salinity of the water

One of two replicated studies, including one controlled study, in Canada and the UK found that increasing the salinity level of water killed the majority



of invasive shrimp within five hours. One found that increased salinity did not kill invasive killer shrimp. *Assessment: likely to be beneficial (effectiveness 40%; certainty 50%).*

<https://www.conservationevidence.com/actions/1091>

### ● Change water temperature

A controlled laboratory study from the UK found that heating water in excess of 40°C killed invasive killer shrimps. *Assessment: likely to be beneficial (effectiveness 80%; certainty 50%).*

<https://www.conservationevidence.com/actions/1092>

### ● Dewatering (drying out) habitat

A replicated, controlled laboratory study from Poland found that lowering water levels in sand (dewatering) killed three species of invasive freshwater shrimp, although one species required water content levels of 4% and below before it was killed. *Assessment: likely to be beneficial (effectiveness 60%; certainty 50%).*

<https://www.conservationevidence.com/actions/1094>

### ● Exposure to parasites

A replicated, controlled experimental study in Canada found that a parasitic mould reduced populations of freshwater invasive shrimp. *Assessment: likely to be beneficial (effectiveness 50%; certainty 50%).*

<https://www.conservationevidence.com/actions/1089>

## Unlikely to be beneficial

### ● Add chemicals to water

A controlled laboratory study from the UK found that four of nine substances added to freshwater killed invasive killer shrimp, but were impractical (iodine solution, acetic acid, Virkon S and sodium hypochlorite). Five substances did not kill invasive killer shrimp (methanol, citric acid, urea, hydrogen peroxide and sucrose). *Assessment: unlikely to be beneficial (effectiveness 35%; certainty 60%).*

<https://www.conservationevidence.com/actions/1095>

### ● Change water pH

A controlled laboratory study from the UK found that lowering the pH of water did not kill invasive killer shrimp. *Assessment: unlikely to be beneficial (effectiveness 0%; certainty 50%).*

<https://www.conservationevidence.com/actions/1093>

### ● Control movement of gammarids

Two replicated studies, including one controlled study, in the USA and UK found that movements of invasive freshwater shrimp slowed down or were stopped when shrimp were placed in water that had been exposed to predatory fish or was carbonated. *Assessment: likely to be beneficial (effectiveness 20%; certainty 40%).*

<https://www.conservationevidence.com/actions/1088>

### No evidence found (no assessment)

We have captured no evidence for the following interventions:

- Biological control using predatory fish
- Cleaning equipment
- Exchange ballast water
- Exposure to disease-causing organisms.

## 10.3.2 *Procambarus* spp. crayfish

Based on the collated evidence, what is the current assessment of the effectiveness of interventions for controlling <i>Procambarus</i> spp. crayfish?	
Likely to be beneficial	<ul style="list-style-type: none"><li>• Add chemicals to the water</li><li>• Sterilization of males</li><li>• Trapping and removal</li><li>• Trapping combined with encouragement of predators</li></ul>
Unknown effectiveness (limited evidence)	<ul style="list-style-type: none"><li>• Create barriers</li></ul>



<b>Unlikely to be beneficial</b>	<ul style="list-style-type: none"> <li>• Encouraging predators</li> </ul>
<b>No evidence found (no assessment)</b>	<ul style="list-style-type: none"> <li>• Draining the waterway</li> <li>• Food source removal</li> <li>• Relocate vulnerable crayfish</li> <li>• Remove the crayfish by electrofishing</li> </ul>

## Likely to be beneficial

### ● Add chemicals to the water

One replicated study in Italy found that natural pyrethrum at concentrations of 0.05 mg/l and above was effective at killing red swamp crayfish both in the laboratory and in a river, but not in drained burrows. *Assessment: likely to be beneficial (effectiveness 80%; certainty 50%; harms 0%).*

<https://www.conservationevidence.com/actions/1036>

### ● Sterilization of males

One replicated laboratory study from Italy found that exposing male red swamp crayfish to X-rays reduced the number of offspring they produced. *Assessment: likely to be beneficial (effectiveness 50%; certainty 40%; harms 0%).*

<https://www.conservationevidence.com/actions/1032>

### ● Trapping and removal

One controlled, replicated study from Italy found that food (tinned meat) was a more effective bait in trapping red swamp crayfish, than using pheromone treatments or no bait (control). Baiting with food increased trapping success compared to trapping without bait. *Assessment: likely to be beneficial (effectiveness 40%; certainty 60%; harms 0%).*

<https://www.conservationevidence.com/actions/1029>

### ● Trapping combined with encouragement of predators

One before-and-after study in Switzerland and a replicated, paired site study from Italy found that a combination of trapping and predation was more effective at reducing red swamp crayfish populations than predation alone. *Assessment: likely to be beneficial (effectiveness 50%; certainty 50%; harms 0%).*

<https://www.conservationevidence.com/actions/1031>

## Unknown effectiveness (limited evidence)

### ● Create barriers

One before-and-after study from Italy found that the use of concrete dams across a stream was effective at containing spread of the population upstream.

*Assessment: unknown effectiveness (effectiveness 30%; certainty 30%; harms 0%).*

<https://www.conservationevidence.com/actions/1037>

## Unlikely to be beneficial

### ● Encouraging predators

Two replicated, controlled studies in Italy found that eels fed on the red swamp crayfish and reduced population size. One replicated, controlled study found that pike predated red swamp crayfish. *Assessment: unlikely to be beneficial (effectiveness 30%; certainty 60%; harms 0%).*

<https://www.conservationevidence.com/actions/1030>

## No evidence found (no assessment)

We have captured no evidence for the following interventions:

- Draining the waterway
- Food source removal
- Relocate vulnerable crayfish
- Remove the crayfish by electrofishing.

## 10.4 Threat: Invasive fish

---

### 10.4.1 Brown and black bullheads

<b>Based on the collated evidence, what is the current assessment of the effectiveness of interventions for controlling brown and black bullheads?</b>	
<b>Beneficial</b>	<ul style="list-style-type: none"><li>• Application of a biocide</li></ul>
<b>Likely to be beneficial</b>	<ul style="list-style-type: none"><li>• Netting</li></ul>
<b>No evidence found (no assessment)</b>	<ul style="list-style-type: none"><li>• Biological control of beneficial species</li><li>• Biological control using native predators</li><li>• Changing salinity</li><li>• Changing pH</li><li>• Draining invaded waterbodies</li><li>• Electrofishing</li><li>• Habitat manipulation</li><li>• Increasing carbon dioxide concentrations</li><li>• Public education</li><li>• Trapping using sound or pheromonal lures</li><li>• Using a combination of netting and electrofishing</li><li>• UV radiation</li></ul>



## Beneficial

### ● Application of a biocide

Two studies in the UK and USA found that rotenone successfully eradicated black bullhead. *Assessment: beneficial (effectiveness 80%; certainty 80%).*

<https://www.conservationevidence.com/actions/1050>

## Likely to be beneficial

### ● Netting

A replicated study in a nature reserve in Belgium found that double fyke nets could be used to significantly reduce the population of large brown bullheads. *Assessment: likely to be beneficial (effectiveness 55%; certainty 55%).*

<https://www.conservationevidence.com/actions/1051>

## No evidence found (no assessment)

We have captured no evidence for the following interventions:

- Biological control of beneficial species
- Biological control using native predators
- Changing salinity
- Changing pH
- Draining invaded waterbodies
- Electrofishing
- Habitat manipulation
- Increasing carbon dioxide concentrations
- Public education
- Trapping using sound or pheromonal lures
- Using a combination of netting and electrofishing
- UV radiation.

## 10.4.2 Ponto-Caspian gobies

Based on the collated evidence, what is the current assessment of the effectiveness of interventions for controlling Ponto-Caspian gobies?	
<b>Beneficial</b>	<ul style="list-style-type: none"> <li>• Changing salinity</li> </ul>
<b>Likely to be beneficial</b>	<ul style="list-style-type: none"> <li>• Use of barriers to prevent migration</li> </ul>
<b>No evidence found (no assessment)</b>	<ul style="list-style-type: none"> <li>• Application of a biocide</li> <li>• Biological control of beneficial species</li> <li>• Biological control using native predators</li> <li>• Changing pH</li> <li>• Draining invaded waterbodies</li> <li>• Electrofishing</li> <li>• Habitat manipulation</li> <li>• Increasing carbon dioxide concentrations</li> <li>• Netting</li> <li>• Public education</li> <li>• Trapping using visual, sound and pheromonal lures</li> <li>• Using a combination of netting and electrofishing</li> <li>• UV radiation</li> </ul>

### Beneficial

#### ● Changing salinity

A replicated controlled laboratory study in Canada found 100% mortality of round gobies within 48 hours of exposure to water of 30% salinity. *Assessment: beneficial (effectiveness 90%; certainty 75%).*

<https://www.conservationevidence.com/actions/1072>

## Likely to be beneficial

### ● Use of barriers to prevent migration

A controlled, replicated field study in the USA found that an electrical barrier prevented movement of round gobies across it, and that increasing electrical pulse duration and voltage increased the effectiveness of the barrier.

*Assessment: likely to be beneficial (effectiveness 50%; certainty 45%).*

<https://www.conservationevidence.com/actions/1074>

## No evidence found (no assessment)

We have captured no evidence for the following interventions:

- Application of a biocide
- Biological control of beneficial species
- Biological control using native predators
- Changing pH
- Draining invaded waterbodies
- Electrofishing
- Habitat manipulation
- Increasing carbon dioxide concentrations
- Netting
- Public education
- Trapping using visual, sound and pheromonal lures
- Using a combination of netting and electrofishing
- UV radiation.

## 10.5 Threat: Invasive reptiles

---

### 10.5.1 Red-eared terrapin *Trachemys scripta*

Based on the collated evidence, what is the current assessment of the effectiveness of interventions for controlling red-eared terrapin?	
Likely to be beneficial	<ul style="list-style-type: none"><li>• Direct removal of adults</li></ul>
Unlikely to be beneficial	<ul style="list-style-type: none"><li>• Application of a biocide</li></ul>
No evidence found (no assessment)	<ul style="list-style-type: none"><li>• Biological control using native predators</li><li>• Draining invaded waterbodies</li><li>• Public education</li><li>• Search and removal using sniffer dogs</li></ul>

#### Likely to be beneficial

##### ● Direct removal of adults

Two studies, a replicated study from Spain using Aranzadi turtle traps, and an un-replicated study in the British Virgin Islands using sein netting, successfully captured but did not eradicate red-eared terrapin populations. *Assessment: likely to be beneficial (effectiveness 40%; certainty 50%).*

<https://www.conservationevidence.com/actions/1055>

## **Unlikely to be beneficial**

### ● **Application of a biocide**

A replicated, controlled laboratory study in the USA, found that application of glyphosate to the eggs of red-eared terrapins reduced hatching success to 73% but only at the highest experimental concentration of glyphosate and a surface active agent. *Assessment: unlikely to be beneficial (effectiveness 15%; certainty 50%).*

<https://www.conservationevidence.com/actions/1059>

## **No evidence found (no assessment)**

We have captured no evidence for the following interventions:

- Biological control using native predators
- Draining invaded waterbodies
- Public education
- Search and removal using sniffer dogs.

# 10.6 Threat: Invasive amphibians

---

## 10.6.1 American bullfrog *Lithobates catesbeiana*

<b>Based on the collated evidence, what is the current assessment of the effectiveness of interventions for controlling American bullfrogs?</b>	
<b>Likely to be beneficial</b>	<ul style="list-style-type: none"><li>• Biological control using native predators</li><li>• Direct removal of adults</li><li>• Direct removal of juveniles</li></ul>
<b>Unknown effectiveness (limited evidence)</b>	<ul style="list-style-type: none"><li>• Application of a biocide</li></ul>
<b>No evidence found (no assessment)</b>	<ul style="list-style-type: none"><li>• Biological control of co-occurring beneficial species</li><li>• Collection of egg clutches</li><li>• Draining ponds</li><li>• Fencing</li><li>• Habitat modification</li><li>• Pond destruction</li><li>• Public education</li></ul>

### Likely to be beneficial

#### ● Biological control using native predators

One replicated, controlled study conducted in northeast Belgium found the introduction of the northern pike led to a strong decline in bullfrog tadpole numbers. *Assessment: likely to be beneficial (effectiveness 70%; certainty 40%; harms 0%).*

<https://www.conservationevidence.com/actions/1039>

### ● **Direct removal of adults**

One replicated study in Belgium found catchability of adult bullfrogs in small shallow ponds using a double fyke net to be very low. One small study in the USA found that adult bullfrogs can be captured overnight in a single trap floating on the water surface. One replicated, controlled study in the USA found that bullfrog populations rapidly rebounded following intensive removal of the adults. One study in France found a significant reduction in the number of recorded adults and juveniles following the shooting of metamorphosed individuals before reproduction, when carried out as part of a combination treatment. *Assessment: likely to be beneficial (effectiveness 50%; certainty 70%; harms 0%).*

<https://www.conservationevidence.com/actions/1045>

### ● **Direct removal of juveniles**

One replicated study in Belgium found double fyke nets were effective in catching bullfrog tadpoles in small shallow ponds. One study in France found a significant reduction in the number of recorded adults and juveniles following the removal of juveniles by trapping, when carried out as part of a combination treatment. *Assessment: likely to be beneficial (effectiveness 70%; certainty 60%; harms 0%).*

<https://www.conservationevidence.com/actions/1046>

## **Unknown effectiveness (limited evidence)**

### ● **Application of a biocide**

One replicated, controlled study in the USA reported a number of chemicals killed American bullfrogs, including caffeine (10% solution), chloroxylenol (5% solution), and a combined treatment of Permethrin (4.6% solution) and Rotenone (1% solution). *Assessment: unknown effectiveness (effectiveness 50%; certainty 20%; harms 0%).*

<https://www.conservationevidence.com/actions/1048>



## No evidence found (no assessment)

We have captured no evidence for the following interventions:

- Biological control of co-occurring beneficial species
- Collection of egg clutches
- Draining ponds
- Fencing
- Habitat modification
- Pond destruction
- Public education.





# 11. SOME ASPECTS OF ENHANCING NATURAL PEST CONTROL

Hugh L. Wright, Joscelyne E. Ashpole, Lynn V. Dicks, James Hutchison, Caitlin G. McCormack & William J. Sutherland

## Expert assessors

**Barbara Smith**, Game and Wildlife Conservation Trust, UK

**Tony Harding**, Rothamsted Research, UK

**Anthony Goggin**, Linking Environment and Farming (LEAF), UK

**Felix Wackers**, BioBest/University of Lancaster, Belgium/UK

**Melvyn Fidgett**, Syngenta, UK

**Michael Garratt**, University of Reading, UK

**Michelle Fountain**, East Malling Research, UK

**Phillip Effingham**, Greentech Consultants, UK

**Stephanie Williamson**, Pesticides Action Network, UK

**Toby Bruce**, Rothamsted Research, UK

**Andrew Wilby**, University of Lancaster, UK

**Eve Veromann**, Estonian University of Life Sciences, Estonia

**Mattias Jonsson**, Swedish University of Agricultural Sciences, Sweden

**Vicky Kindemba**, Buglife, UK

**Steve Sait**, University of Leeds, UK

**Scope of assessment:** 22 of 92 possible actions to enhance natural regulation of pests (including animals, plants, fungi, bacteria and viruses) in agricultural systems across the world.

**Assessed:** 2014.

**Effectiveness measure** is the median % score.

**Certainty measure** is the median % certainty of evidence, determined by the quantity and quality of the evidence in the synopsis.

**Harm measure** is the median % score for negative side-effects for the farmer such as reduced yield and profits or increased costs.

This book is meant as a guide to the evidence available for different conservation interventions and as a starting point in assessing their effectiveness. The assessments are based on the available evidence for the target group of species for each intervention. The assessment may therefore refer to different species or habitat to the one(s) you are considering. Before making any decisions about implementing interventions it is vital that you read the more detailed accounts of the evidence in order to assess their relevance for your study species or system.

Full details of the evidence are available at  
**[www.conservationevidence.com](http://www.conservationevidence.com)**

There may also be significant negative side-effects on the target groups or other species or communities that have not been identified in this assessment.

A lack of evidence means that we have been unable to assess whether or not an intervention is effective or has any harmful impacts.

# 11.1 Reducing agricultural pollution

---

<b>Based on the collated evidence, what is the current assessment of the effectiveness of interventions that reduce agricultural pollution for enhancing natural pest regulation?</b>	
<b>Unknown effectiveness (limited evidence)</b>	<ul style="list-style-type: none"> <li>• Alter the timing of insecticide use</li> <li>• Delay herbicide use</li> <li>• Incorporate parasitism rates when setting thresholds for insecticide use</li> <li>• Use pesticides only when pests or crop damage reach threshold levels</li> </ul>
<b>Evidence not assessed</b>	<ul style="list-style-type: none"> <li>• Convert to organic farming</li> </ul>

## Unknown effectiveness (limited evidence)

### ● Alter the timing of insecticide use

- *Natural enemies*: One controlled study from the UK reported more natural enemies when insecticides were sprayed earlier rather than later in the growing season.
- *Pests*: Two of four studies from Mozambique, the UK and the USA found fewer pests or less disease damage when insecticides were applied early rather than late. Effects on a disease-carrying pest varied with insecticide type. Two studies (including one randomized, replicated, controlled test) found no effect on pests or pest damage.

- *Yield*: Four studies (including one randomized, replicated, controlled test) from Mozambique, the Philippines, the UK and the USA measured yields. Two studies found mixed effects and one study found no effect on yield when insecticides were applied early. One study found higher yields when insecticides were applied at times of suspected crop susceptibility.
- *Profit and costs*: One controlled study from the Philippines found higher profits and similar costs when insecticides were only applied at times of suspected crop susceptibility.
- *Crops studied*: aubergine, barley, maize, pear, stringbean.
- *Assessment: unknown effectiveness (effectiveness 40%; certainty 28%; harms 13%)*.

<http://www.conservationevidence.com/actions/723>

## ● Delay herbicide use

- *Natural enemies*: Two randomized, replicated, controlled trials from Australia and Denmark found more natural enemies when herbicide treatments were delayed. One of the studies found some but not all natural enemy groups benefited and fewer groups benefitted early in the season.
- *Weeds*: One randomized, replicated, controlled study found more weeds when herbicide treatments were delayed.
- *Insect pests and damage*: One of two randomized, replicated, controlled studies from Canada and Denmark found more insect pests, but only for some pest groups, and one study found fewer pests in one of two experiments and for one of two crop varieties. One study found lower crop damage in some but not all varieties and study years.
- *Yield*: One randomized, replicated, controlled study found lower yields.
- *Crops studied*: beet and oilseed.
- *Assessment: unknown effectiveness (effectiveness 20%; certainty 25%; harms 50%)*.

<http://www.conservationevidence.com/actions/774>



## ● Incorporate parasitism rates when setting thresholds for insecticide use

- *Pest damage*: One controlled study from New Zealand found using parasitism rates to inform spraying decisions resulted in acceptable levels of crop damage from pests. Effects on natural enemy populations were not monitored.
- *The crop studied* was tomato.
- *Assessment: unknown effectiveness (effectiveness 50%; certainty 10%; harms 5%)*.

<http://www.conservationevidence.com/actions/726>

## ● Use pesticides only when pests or crop damage reach threshold levels

- *Natural enemies*: One randomized, replicated, controlled study from Finland found that threshold-based spraying regimes increased numbers of natural enemies in two of three years but effects lasted for as little as three weeks.
- *Pests and disease*: Two of four studies from France, Malaysia and the USA reported that pests were satisfactorily controlled. One randomized, replicated, controlled study found pest numbers were similar under threshold-based and conventional spraying regimes and one study reported that pest control was inadequate. A randomized, replicated, controlled study found mixed effects on disease severity.
- *Crop damage*: Four of five randomized, replicated, controlled studies from New Zealand, the Philippines and the USA found similar crop damage under threshold-based and conventional, preventative spraying regimes, but one study found damage increased. Another study found slightly less crop damage compared to unsprayed controls.
- *Yield*: Two of four randomized, replicated, controlled studies found similar yields under threshold-based and conventional spraying regimes. Two studies found mixed effects depending on site, year, pest stage/type or control treatment.

- *Profit*: Two of three randomized, replicated, controlled studies found similar profits using threshold-based and conventional spraying regimes. One study found effects varied between sites and years.
- *Costs*: Nine studies found fewer pesticide applications were needed and three studies found or predicted lower production costs.
- *Crops studied*: barley, broccoli, cabbages, cauliflower, celery, cocoa, cotton, grape, peanut, potato, rice, tomato, and wheat.
- *Assessment*: *unknown effectiveness (effectiveness 39%; certainty 30%; harms 20%)*.

<http://www.conservationevidence.com/actions/750>

## Evidence not assessed

### ● Convert to organic farming

- *Parasitism and mortality (caused by natural enemies)*: One of five studies (three replicated, controlled tests and two also randomized) from Europe, North America, Asia and Australasia found that organic farming increased parasitism or natural enemy-induced mortality of pests. Two studies found mixed effects of organic farming and two randomized, replicated, controlled studies found no effect.
- *Natural enemies*: Eight of 12 studies (including six randomized, replicated, controlled tests) from Europe, North America Asia and Australasia found more natural enemies under organic farming, although seven of these found effects varied over time or between natural enemy species or groups and/or crops or management practices. Three studies (one randomized, replicated, controlled) found no or inconsistent effects on natural enemies and one study found a negative effect.
- *Pests and diseases*: One of eight studies (including five randomized, replicated, controlled tests) found that organic farming reduced pests or disease, but two studies found more pests. Three studies found mixed effects and two studies found no effect.
- *Crop damage*: One of seven studies (including five randomized, replicated, controlled tests) found less crop damage in organic fields but two studies found more. One study found a mixed response and three studies found no or inconsistent effects.



- *Weed seed predation and weed abundance:* One randomized, replicated, controlled study from the USA found mixed effects of organic farming on weed seed predation by natural enemies. Two of three randomized, replicated, controlled studies from the USA found more weeds in organically farmed fields, but in one of these studies this effect varied between crops and years. One study found no effect.
- *Yield and profit:* Six randomized, replicated, controlled studies measured yields and found one positive effect, one negative effect and one mixed effect, plus no or inconsistent effects in three studies. One study found net profit increased if produce received a premium, but otherwise profit decreased. Another study found a negative or no effect on profit.
- *Crops studied:* apple, barley, beans, cabbage, carrot, gourd, maize, mixed vegetables, pea, pepper, safflower, soybean, tomato and wheat.

<http://www.conservationevidence.com/actions/717>



## 11.2 All farming systems

---

Based on the collated evidence, what is the current assessment of the effectiveness of interventions on all farming systems for enhancing natural pest regulation?	
Likely to be beneficial	<ul style="list-style-type: none"><li>• Grow non-crop plants that produce chemicals that attract natural enemies</li><li>• Use chemicals to attract natural enemies</li></ul>
Trade-offs between benefit and harms	<ul style="list-style-type: none"><li>• Leave part of the crop or pasture unharvested or uncut</li></ul>
Unknown effectiveness (limited evidence)	<ul style="list-style-type: none"><li>• Plant new hedges</li><li>• Use alley cropping</li></ul>
Evidence not assessed	<ul style="list-style-type: none"><li>• Use mass-emergence devices to increase natural enemy populations</li></ul>

### Likely to be beneficial

- **Grow non-crop plants that produce chemicals that attract natural enemies**
  - *Natural enemies:* Four studies from China, Germany, India and Kenya tested the effects of growing plants that produce chemicals that attract natural enemies. Three (including one replicated, randomized, controlled trial) found higher numbers of natural enemies in plots with plants that produce attractive chemicals, and one also found that the plant used attracted natural enemies in lab studies. One found no effect on parasitism but the plant used was found not to be attractive to natural enemies in lab studies.



- *Pests*: All four studies found a decrease in either pest population or pest damage in plots with plants that produce chemicals that attract natural enemies.
- *Yield*: One replicated, randomized, controlled study found an increase in crop yield in plots with plants that produce attractive chemicals.
- *Crops studied*: sorghum, safflower, orange and lettuce.
- *Assessment*: likely to be beneficial (effectiveness 68%; certainty 40%; harms 0%).

<http://www.conservationevidence.com/actions/724>

## ● Use chemicals to attract natural enemies

- *Parasitism and predation (by natural enemies)*: One review and two of five studies from Asia, Europe and North America found that attractive chemicals increased parasitism. Two studies, including one randomized, replicated, controlled trial, found greater parasitism for some but not all chemicals, crops, sites or years and one study found no effect. One study showed that parasites found pests more rapidly. One study found lower egg predation by natural predators.
- *Natural enemies*: Five of 13 studies from Africa, Asia, Australasia, Europe and North America found more natural enemies while eight (including seven randomized, replicated, controlled trials) found positive effects varied between enemy groups, sites or study dates. Four of 13 studies (including a meta-analysis) found more natural enemies with some but not all test chemicals. Two of four studies (including a review) found higher chemical doses attracted more enemies, but one study found lower doses were more effective and one found no effect.
- *Pests*: Three of nine studies (seven randomized, replicated, controlled) from Asia, Australasia, Europe and North America found fewer pests, although the effect occurred only in the egg stage in one study. Two studies found more pests and four found no effect.
- *Crop damage*: One study found reduced damage with some chemicals but not others, and one study found no effect.
- *Yield*: One study found higher wheat yields.

- *Crops studied:* apple, banana, bean, broccoli, Chinese cabbage, cotton, cowpea, cranberry, grape, grapefruit, hop, maize, oilseed, orange, tomato, turnip and wheat.
- *Assessment:* likely to be beneficial (effectiveness 40%; certainty 50%; harms 15%).

<http://www.conservationevidence.com/actions/754>

## Trade-off between benefit and harms

### ● Leave part of the crop or pasture unharvested or uncut

- *Natural enemies:* We found eight studies from Australia, Germany, Hungary, New Zealand, Switzerland and the USA that tested leaving part of the crop or pasture unharvested or unmown. Three (including one replicated, controlled trial) found an increase in abundance of predatory insects or spiders in the crop field or pasture that was partly uncut, while four (including three replicated, controlled trials), found more predators in the unharvested or unmown area itself. Two studies (one replicated and controlled) found that the ratio of predators to pests was higher in partially cut plots and one replicated, controlled study found the same result in the uncut area. Two replicated, controlled studies found differing effects between species or groups of natural enemies.
- *Predation and parasitism:* One replicated, controlled study from Australia found an increase in predation and parasitism rates of pest eggs in unharvested strips.
- *Pests:* Two studies (including one replicated, controlled study) found a decrease in pest numbers in partially cut plots, one of them only for one species out of two. Two studies (one replicated, the other controlled) found an increase in pest numbers in partially cut plots, and two studies (including one replicated, controlled study) found more pests in uncut areas.
- *Crops studied:* alfalfa and meadow pastures.
- *Assessment:* trade-offs between benefits and harms (effectiveness 45%; certainty 50%; harms 25%).

<http://www.conservationevidence.com/actions/725>



## Unknown effectiveness (limited evidence)

### ● Plant new hedges

- *Natural enemies*: One randomized, replicated, controlled study from China compared plots with and without hedges and found no effect on spiders in crops. One of two studies from France and China found more natural enemies in a hedge than in adjacent crops while one study found this effect varied between crop types, hedge species and years. Two randomized, replicated, controlled studies from France and Kenya found natural enemy abundance in hedges was affected by the type of hedge shrub/ tree planted and one also found this effect varied between natural enemy groups.
- *Pests*: One randomized, replicated, controlled study from Kenya compared fallow plots with and without hedges and found effects varied between nematode (roundworm) groups.
- *Crops studied*: barley, beans, maize and wheat.
- *Assessment*: unknown effectiveness (effectiveness 20%; certainty 19%; harms 20%).

<http://www.conservationevidence.com/actions/752>

### ● Use alley cropping

- *Parasitism, infection and predation*: Two of four studies from Kenya and the USA (including three randomized, replicated, controlled trials) found that effects of alley cropping on parasitism varied between study sites, sampling dates, pest life stages or the width of crop alleys. Two studies found no effect on parasitism. One study found mixed effects on fungal infections in pests and one study found lower egg predation.
- *Natural enemies*: One randomized, replicated, controlled study from Kenya found more wasps and spiders but fewer ladybirds. Some natural enemy groups were affected by the types of trees used in hedges.
- *Pests and crop damage*: Two of four replicated, controlled studies (two also randomized) from Kenya, the Philippines and the UK found more pests in alley cropped plots. One study found fewer pests and one study found effects varied with pest group and between years.

One study found more pest damage to crops but another study found no effect.

- *Weeds*: One randomized, replicated, controlled study from the Philippines found mixed effects on weeds, with more grasses in alley cropped than conventional fields under some soil conditions.
- *Yield*: One controlled study from the USA found lower yield and one study from the Philippines reported similar or lower yields.
- *Costs and profit*: One study from the USA found lower costs but also lower profit in alley cropped plots.
- *Crops studied*: alfalfa, barley, cowpea, maize, pea, rice and wheat.
- *Assessment*: unknown effectiveness (effectiveness 15%; certainty 35%; harms 50%).

<http://www.conservationevidence.com/actions/718>

## Evidence not assessed

### ● Use mass-emergence devices to increase natural enemy populations

- *Parasitism*: One randomized, replicated, controlled study in Switzerland found higher parasitism at one site but no effect at another site when mass-emergence devices were used in urban areas.
- *Pest damage*: The same study found no effect on pest damage to horse chestnut trees.

<http://www.conservationevidence.com/actions/775>

## 11.3 Arable farming

---

Based on the collated evidence, what is the current assessment of the effectiveness of interventions on arable farming systems for enhancing natural pest regulation?	
<b>Beneficial</b>	<ul style="list-style-type: none"><li>• Combine trap and repellent crops in a push-pull system</li></ul>
<b>Trade-offs between benefit and harms</b>	<ul style="list-style-type: none"><li>• Use crop rotation in potato farming systems</li></ul>
<b>Unlikely to be beneficial</b>	<ul style="list-style-type: none"><li>• Create beetle banks</li></ul>
<b>Likely to be ineffective or harmful</b>	<ul style="list-style-type: none"><li>• Incorporate plant remains into the soil that produce weed-controlling chemicals</li></ul>

### Beneficial

#### ● Combine trap and repellent crops in a push-pull system

- *Parasitism*: Two randomized, replicated, controlled studies from Kenya found that push-pull cropping systems increased parasitism of stem borer larvae. One of the studies found no effect on egg parasitism.
- *Natural enemies*: Two randomized, replicated, controlled studies from Kenya and South Africa found push-pull systems had more natural predators, both in overall totals and the abundance of different predator groups.

- *Pests*: Two of three studies (two randomized, replicated, controlled) in Ethiopia, Kenya and South Africa found fewer pests. One study found no effect on pest infestation, but pests were scarce throughout. Two replicated, controlled studies (one also randomized) found fewer witchweeds.
- *Crop damage*: Two of three replicated, controlled studies (one randomized) found less pest damage, but one study (where pest numbers were low) found effects varied between years and types of damage symptom.
- *Yield*: Four of five replicated, controlled studies (two also randomized) found higher yields and one found no effect.
- *Profit and cost*: Two studies in Kenya and a review found greater economic benefits. One study found higher production costs in the first year, but equal or lower costs in the following five years.
- *Crops studied*: maize and beans.
- *Assessment*: *beneficial (effectiveness 70%; certainty 68%; harms 5%)*.

<http://www.conservationevidence.com/actions/753>

## Trade-off between benefit and harms

### ● Use crop rotation in potato farming systems

- *Pests*: Nine studies from Canada and the USA and one review investigated the effect of crop rotation on pest or pathogen populations in potato. Three studies (including two replicated studies of which one randomized and one controlled) and a review found crop rotation reduced pest populations and crop diseases in at least one year or at least one site. One paired study found pest populations increased in crop rotation. Four studies (including one replicated, randomized, controlled trial) found increases and decreases in pest populations depending on rotation crops used and other treatments. One replicated, randomized, controlled study found no effect.
- *Yield*: Three out of five studies (all replicated, controlled, two also randomized) from Canada and the USA, found that crop rotation increased crop yield in some years or with certain rotation crops. The two other studies (both replicated, one also randomized and



one replicated) found yield increases and decreases depending on rotation crops used.

- *Profit*: One replicated, controlled study found that crop rotation increased profit.
- *Insecticides*: Two studies (one replicated, controlled) found that fewer insecticide treatments were needed on rotated plots.
- *Crops studied*: alfalfa, barley, broccoli, brown mustard, buckwheat, cotton, lupins, maize, oats, pearl millet, peas, potato, rye, sorghum, soybean, sugar beet, timothy grass, wheat and yellow sweet clover.
- *Assessment*: trade-offs between benefits and harms (effectiveness 50%; certainty 50%; harms 25%).

<http://www.conservationevidence.com/actions/719>

## Unlikely to be beneficial

### ● Create beetle banks

- *Natural enemies in fields*: Six studies from Canada, the UK and USA (three replicated, controlled, of which two were also randomized) examined the effects on predator numbers in adjacent crops. A review found that predators increased in adjacent crops, but one study found effects varied with time and another found no effect. Two studies found small or slow movements of predators from banks to crops. One study found greater beetle activity in fields but this did not improve pest predation.
- *Natural enemies on banks*: Four studies and a review found more invertebrate predators on beetle banks than in surrounding crops, but one of these found that effects varied with time.
- Eight studies from the UK and USA (including two randomized, replicated, controlled trials and two reviews) compared numbers of predatory invertebrates on beetle banks with other refuge habitats. Two studies found more natural enemies on beetle banks, but one of these found only seasonal effects. One review found similar or higher numbers of predators on beetle banks and four studies found similar or lower numbers.
- *Pests*: A replicated, randomized, controlled study and a review found the largest pest reductions in areas closest to a beetle bank or on the



beetle bank itself. One review found fewer pests in fields with than without a beetle bank.

- *Economics*: One replicated, randomized, controlled trial and a review showed that beetle banks could make economic savings if they prevented pests from reaching a spray threshold or causing 5% yield loss.
- *Beetle bank design*: Two studies from the UK found certain grass species held higher numbers of predatory invertebrates than others.
- *Crops studied*: barley, field bean, maize, oats, pasture, pea, radish, rapeseed, soybean and wheat.
- *Assessment*: unlikely to be beneficial (effectiveness 25%; certainty 60%; harms 10%).

<http://www.conservationevidence.com/actions/729>

## Likely to be ineffective or harmful

### ● Incorporate plant remains into the soil that produce weed-controlling chemicals

- *Weeds*: Six studies (including six randomized, replicated, controlled tests) from Asia, Europe and North America examined the effect of allelopathic plant residues on weeds by comparing amended soils with weeded controls. Three studies found a reduction in weed growth, and three found effects varied between years, weed groups, or type of weeding method in controls.
- Four studies from Asia and North America examined the effect on weeds by comparing amended soils with unweeded controls. Two studies found a reduction in weed growth, but one found that residues applied too far in advance of crop planting had the reverse effect.
- Two studies found that effects varied between trials, weed species or the type of residue used.
- *Weed control*: Two studies, including one randomized, replicated, controlled laboratory study, found that the decrease in weeds did not last beyond a few days or weeks after residue incorporation.



- *Pests*: One randomized, replicated, controlled study in the Philippines found mixed effects on pests.
- *Crop growth*: Two of three studies found that crop growth was inhibited by allelopathic residues, but these effects could be minimized by changing the timing of application. One study found effects varied between years.
- *Yield*: Three randomized, replicated, controlled studies compared crop yields in amended plots with weeded controls and found positive, negative and mixed effects. Three studies compared amended plots with unweeded controls, two found positive effects on yield and one found mixed effects (depending on crop type).
- *Profit*: One study found that amending soils increased profit compared to unweeded controls, but not compared to weeded controls.
- *Crops studied*: beans, cotton, maize, rice and wheat.
- *Assessment*: likely to be ineffective or harmful (effectiveness 39%; certainty 47%; harms 30%).

<http://www.conservationevidence.com/actions/728>

## 11.4 Perennial farming

---

**Based on the collated evidence, what is the current assessment of the effectiveness of interventions on perennial farming systems for enhancing natural pest regulation?**

**Likely to be beneficial**

- Exclude ants that protect pests

**Unknown effectiveness (limited evidence)**

- Allow natural regeneration of ground cover beneath perennial crops
- Isolate colonies of beneficial ants

### Likely to be beneficial

#### ● Exclude ants that protect pests

- *Parasitism*: One of two replicated, controlled studies (one also randomized) from Japan and the USA found greater parasitism of pests by natural enemies when ants were excluded from trees. The other study found greater parasitism at one site but no effect at another.
- *Natural enemies*: Five studies (including four randomized, replicated, controlled trials) from Japan, Switzerland and the USA found effects varied between natural enemy species and groups, sampling dates, sites, crop varieties and ground cover types beneath trees.
- *Pests*: Three of seven studies (including four randomized, replicated, controlled trials) found fewer pests and another found fewer pests at times of peak abundance only. One study found mixed effects depending on date and other actions taken simultaneously (predator attractant and ground cover treatments). One study found no effect.



- *Damage and tree growth:* One study found no effect on damage to tree foliage but one study found greater tree growth.
- *Ants:* Six studies found that glue or pesticide barriers reduced ant numbers in tree or vine canopies. One study found that citrus oil barriers had no effect.
- *Crops studied:* cherimoyas, cherry, grape, grapefruit, orange, pecan and satsuma mandarin.
- *Assessment: likely to be beneficial (effectiveness 40%; certainty 50%; harms 12%).*

<http://www.conservationevidence.com/actions/886>

### Unknown effectiveness (limited evidence)

#### ● Allow natural regeneration of ground cover beneath perennial crops

- *Natural enemies on crop trees and vines:* Five studies (including one replicated, randomized, controlled test) from Australia, China, Italy and Portugal compared natural and bare ground covers by measuring numbers of natural enemies in fruit tree or vine canopies. Three found effects varied between groups of natural enemies, two found no difference. Two studies from Australia and France compared natural to sown ground cover and found no effect on enemies in crop canopies.
- *Natural enemies on the ground:* Five studies (including three replicated, randomized, controlled trials) from Australia, Canada, China, France, and Spain compared natural and bare ground covers by measuring natural enemies on the ground. Two studies found more natural enemies in natural ground cover, but in one the effects were only short-term for most natural enemy groups. Three studies found mixed effects, with higher numbers of some natural enemy groups but not others. Two studies compared natural and sown ground covers, one study found more natural enemies and one found no effect.
- *Pests and crop damage:* Four studies (three controlled, one also replicated and randomized) from Italy, Australia and China measured pests and crop damage in regenerated and bare ground

covers. Two studies found fewer pests, whilst two studies found effects on pests and crop damage varied for different pest or disease groups. One study found more pests in natural than in sown ground covers.

- *Crops studied:* apple, grape, lemon, olive and pear.
- *Assessment:* unknown effectiveness (effectiveness 35%; certainty 29%; harms 20%).

<http://www.conservationevidence.com/actions/720>

### ● **Isolate colonies of beneficial ants**

- *Natural enemies:* One replicated, controlled study from Australia found predatory ants occupied more cashew trees when colonies were kept isolated.
- *Pest damage and yield:* The same study found lower pest damage to cashews and higher yields.
- *The crop studied* was cashew.
- *Assessment:* unknown effectiveness (effectiveness 60%; certainty 19%; harms 0%).

<http://www.conservationevidence.com/actions/773>

# 11.5 Livestock farming and pasture

---

Based on the collated evidence, what is the current assessment of the effectiveness of interventions on livestock and pasture farming systems for enhancing natural pest regulation?	
Likely to be beneficial	<ul style="list-style-type: none"> <li>• Grow plants that compete with damaging weeds</li> </ul>
Unknown effectiveness (limited evidence)	<ul style="list-style-type: none"> <li>• Delay mowing or first grazing date on pasture or grassland</li> </ul>
Likely to be ineffective or harmful	<ul style="list-style-type: none"> <li>• Use grazing instead of cutting for pasture or grassland management</li> <li>• Use mixed pasture</li> </ul>

## Likely to be beneficial

### ● Grow plants that compete with damaging weeds

- *Weed weight and cover*: Nine studies from Australia, Slovakia, the UK and the USA tested the effects of planting species to compete with weeds. All (including four replicated, randomized, controlled trials) found reduced weed plant weight or ground cover, although two found this only in some years or conditions.
- *Weed reproduction and survival*: Five studies (including three replicated, randomized, controlled trials) also found that competition reduced weed reproduction, survival or both. One of these found an effect only in one year only.

- *Crops studied:* clovers, fescues, ryegrass, other grasses and turnip.
- *Assessment:* likely to be beneficial (effectiveness 70%; certainty 60%; harms 5%).

<http://www.conservationevidence.com/actions/722>

## Unknown effectiveness (limited evidence)

### ● Delay mowing or first grazing date on pasture or grassland

- *Natural enemy abundance:* One replicated, randomized, controlled study found fewer predatory spiders with delayed cutting. Three studies from the UK (two of them replicated, randomized and controlled) found no change in insect predator numbers and one replicated study from Sweden found mixed effects between different predator groups.
- *Natural enemy diversity:* One replicated study from Sweden found a decrease in ant diversity with delayed cutting and one replicated, randomized, controlled study from the UK found no effect on spider and beetle diversity.
- *Pests:* One of two replicated, randomized, controlled studies from the UK and USA found more pest insects in late-cut plots and one found no effect.
- *Insects in general:* Four replicated, randomized, controlled studies measured the abundance of insect groups without classifying them as pests or natural enemies. One UK study found lower numbers in late-cut plots, while two found effects varied between groups. Two studies from the UK and USA found no effect on insect numbers.
- *Crops studied:* barley, bird's-foot trefoil, clovers, fescues, rapeseed, ryegrass, other grasses and wheat.
- *Assessment:* unknown effectiveness (effectiveness 5%; certainty 20%; harms 15%).

<http://www.conservationevidence.com/actions/727>



## Likely to be ineffective or harmful

### ● Use grazing instead of cutting for pasture or grassland management

- *Natural enemies*: Two studies (one before-and-after and one replicated trial) from Australia and the UK found grazing instead of cutting had mixed effects on natural enemies, with some species and groups affected on some dates but not others. One replicated study from New Zealand found no effect.
- *Pests and diseases*: One of five studies (including three replicated trials) from Australia, New Zealand, the UK and the USA found more pests, and two studies found effects varied between pest groups and sampling dates. Two studies found no effect on pests. One study found no effect on disease when grazing was used in addition to cutting.
- *Pasture damage and plant survival*: One randomized study found more ryegrass shoots were attacked by pests. One study found lower survival of alfalfa plants but another found no effect.
- *Yield*: One of four randomized, replicated studies (one also controlled) found lower yields and two found no effect. One study found lower ryegrass and higher clover yields, but no difference between clover varieties. Another randomized study found more ryegrass shoots.
- *Crops studied*: alfalfa, cock's-foot, perennial ryegrass, other grasses and white clover.
- *Assessment*: likely to be ineffective or harmful (effectiveness 10%; certainty 45%; harms 40%).

<http://www.conservationevidence.com/actions/885>

### ● Use mixed pasture

- *Weeds*: Two of two studies (randomized and replicated and one also controlled) from the USA found weeds were negatively affected by mixed compared to monoculture pasture.



- *Pests*: Five studies from North America measured pests including four randomized, replicated, controlled tests. One study found fewer pests and two studies found negative or mixed effects depending on different pests groups or pasture mixes. One study found no effect and another found more pests, although the effect was potentially inseparable from grazing treatments.
- *Crop mortality*: One randomized, replicated study from the USA found no effect on forage crop mortality caused by nematodes.
- *Yield*: Two of five studies (including two randomized, replicated, controlled tests) from North America found increased forage crop yields and two studies found mixed effects depending on the crop type and year. One study found no effect.
- *Crops studied*: alfalfa, bird's-foot trefoil, chicory, cicer milkvetch, clovers, fescues, oats, plantain, ryegrass, other grasses, other legumes, rapeseed and turnip.
- *Assessment*: likely to be ineffective or harmful (effectiveness 35%; certainty 45%; harms 20%).

<http://www.conservationevidence.com/actions/721>

## 12. ENHANCING SOIL FERTILITY

**Georgina Key, Mike Whitfield, Lynn V. Dicks, William J. Sutherland & Richard D. Bardgett**

### **Expert assessors**

**Martin Collison**, Collison and Associates Limited, UK

**Julia Cooper**, Newcastle University, UK

**Thanasis Dedousis**, PepsiCo Europe

**Richard Heathcote**, Heineken, S&N UK Ltd

**Shamal Mohammed**, Agriculture and Horticulture Development Board, Cranfield University, UK

**Andrew Molyneux**, Huntapac Produce Ltd, UK

**Wim van der Putten**, Netherlands Institute of Ecology

**Brendan Roth**, Department for Environment, Food & Rural Affairs, UK

**Franciska de Vries**, University of Manchester, UK

**Scope of assessment:** actions to enhance soil fertility for agricultural systems across the world.

**Assessed:** 2014.

**Effectiveness measure** is the median % score.

**Certainty measure** is the median % certainty of evidence, determined by the quantity and quality of the evidence in the synopsis.

**Harm measure** is the median % score for negative side-effects for the farmer such as reduced yield, crop quality or profits, or increased costs.

This book is meant as a guide to the evidence available for different conservation interventions and as a starting point in assessing their effectiveness. The assessments are based on the available evidence for the target group of species for each intervention. The assessment may therefore refer to different species or habitat to the one(s) you are considering. Before making any decisions about implementing interventions it is vital that you read the more detailed accounts of the evidence in order to assess their relevance for your study species or system.

Full details of the evidence are available at  
**[www.conservationevidence.com](http://www.conservationevidence.com)**

There may also be significant negative side-effects on the target groups or other species or communities that have not been identified in this assessment.

A lack of evidence means that we have been unable to assess whether or not an intervention is effective or has any harmful impacts.

# 12.1 Reducing agricultural pollution

---

Based on the collated evidence, what is the current assessment of the effectiveness of interventions to reduce agricultural pollution for enhancing soil fertility?	
Unknown effectiveness (limited evidence)	<ul style="list-style-type: none"><li>• Change the timing of manure application</li></ul>
Likely to be ineffective or harmful	<ul style="list-style-type: none"><li>• Reduce fertilizer, pesticide or herbicide use generally</li></ul>

## Unknown effectiveness (limited evidence)

### ● Change the timing of manure application

- One controlled, randomized, replicated, site comparison study from the UK found less nitrate was lost from the soil when manure application was delayed from autumn until December or January.
- *Soil types covered:* sandy loam.
- *Assessment:* unknown effectiveness (effectiveness 50%; certainty 33%; harms 24%).

<http://www.conservationevidence.com/actions/893>

## Likely to be ineffective or harmful

- **Reduce fertilizer, pesticide or herbicide use generally**
  - *Biodiversity*: Two site comparison studies from Italy and Pakistan (one also replicated) found a higher diversity of soil invertebrates and microorganisms in low chemical-input systems.
  - *Nutrient loss*: One study from Canada found lower nutrient levels and yields in low-input systems.
  - *Soil types covered*: coarse sandy, loam, sandy loam, and silt.
  - *Assessment*: likely to be ineffective or harmful (effectiveness 26%; certainty 40%; harms 48%).

<http://www.conservationevidence.com/actions/904>

## 12.2 All farming systems

---

Based on the collated evidence, what is the current assessment of the effectiveness of interventions on all farming systems for enhancing soil fertility?	
Likely to be beneficial	<ul style="list-style-type: none"><li>• Control traffic and traffic timing</li></ul>
Trade-off between benefit and harms	<ul style="list-style-type: none"><li>• Change tillage practices</li><li>• Convert to organic farming</li><li>• Plant new hedges</li></ul>
Unknown effectiveness (limited evidence)	<ul style="list-style-type: none"><li>• Change the timing of ploughing</li></ul>

### Likely to be beneficial

#### ● Control traffic and traffic timing

- *Biodiversity*: One randomised, replicated study from Poland found higher numbers and bacterial activity under controlled traffic. One replicated site comparison study from Denmark found higher microbial biomass when farm traffic was not controlled.
- *Erosion*: Five trials from Europe and Australia (including three replicated trials, one controlled before-and-after trial, and one review) found a higher number of pores in the soil, less compaction, reduced runoff and increased water filtration into soil under controlled traffic. One controlled, replicated trial in India found increased soil crack width when traffic was not controlled.

- *Yield*: One replicated trial from Australia found increased yield under controlled traffic.
- *Soil types covered*: clay, loamy silt, sandy loam, silty, silty clay, silt-loam.
- *Assessment*: likely to be beneficial (effectiveness 55%; certainty 62%; harms 18%).

<http://www.conservationevidence.com/actions/899>

## Trade-off between benefit and harms

### ● Change tillage practices

- *Biodiversity loss*: Nine studies from Canada, Europe, Mexico, or the USA measured effects of reduced tillage on soil animals or microbes. Of these, six (including three replicated trials (two also randomized and one also controlled) found more microbes, more species of earthworm, or higher microbe activity under reduced tillage. One replicated trial found increased numbers of soil animals and earthworms under reduced tillage. Two (including one controlled, replicated trial), found no effect of reduced tillage on earthworm activity or microbe activity.
- *Compaction*: Five studies from Australia, Canada, and Europe measured the effect of controlled traffic and reduced tillage on compacted soils. Of these, two (including one before-and-after trial and one replicated trial) found reduced compaction and subsequent effects (reduced water runoff, for example) under controlled traffic, and one also found that crop yields increased under no-tillage. Three replicated trials, including one site comparison study, found higher compaction under reduced tillage.
- *Drought*: Three replicated trials from Europe and India (one randomized) found the size of soil cracks decreased, and ability of soil to absorb water and soil water content increased with conventional tillage and sub-soiling.
- *Erosion*: Ten replicated trials from Brazil, Europe, India, Nigeria and the USA, and one review showed mixed results of tillage on soil erosion. Seven trials (one also controlled and randomized) showed



reduced soil loss and runoff under reduced tillage compared to conventional ploughing. One trial showed no differences between tillage systems, but demonstrated that across-slope cultivation reduced soil loss compared to up-and-downslope cultivation. Two trials, showed that no-tillage increased soil loss in the absence of crop cover.

- *Soil organic carbon*: Twelve studies from Australia, Canada, China, Europe, Japan and the USA compared the effect of no-tillage and conventionally tilled systems on soil organic carbon. All (including two randomized, five replicated, two randomized, replicated, and one controlled, randomized, replicated) found higher soil organic carbon in soils under a no-tillage or reduced tillage system compared to conventionally tilled soil. One review showed that no-tillage with cover cropping plus manure application increased soil organic carbon. One randomized, replicated trial from Spain found greater soil organic carbon in conventionally tilled soil.
- *Soil organic matter*: Twelve studies from Canada, China, Europe, Morocco, and the USA measured effects of reduced tillage on soil organic matter content and nutrient retention. Of these, six studies (including three replicated, two site comparisons (one also replicated) and one controlled) found maintained or increased soil organic matter and improved soil structure under reduced tillage. Four trials (including two replicated and two site comparison studies) found higher nutrient retention under reduced tillage. One controlled, replicated trial from the USA found less carbon and nitrate in no-till compared to conventionally tilled soil, but conventionally tilled soil lost more carbon and nitrate.
- *Soil types covered*: anthrosol, calcareous silt-loam, chalky, clay, clay-loam, fine sandy loam, loam, loamy clay, loam/sandy loam, loam silt-loam, loamy silt, non-chalky clay, sandy, sandy clay-loam, sandy loam, sandy silt-loam, silt-loam, silty, silty clay, silty clay-loam, silty loam.
- *Assessment: trade-offs between benefit and harms (effectiveness 61%; certainty 72%; harms 46%).*

<http://www.conservationevidence.com/actions/906>



## ● Convert to organic farming

- *Biodiversity*: Four studies in Asia, Europe, and the USA (including two site comparison studies and three replicated trials) found higher numbers, diversity, functional diversity (see background) or activity of soil organisms under organic management.
- *Soil organic carbon*: Two replicated trials in Italy and the USA showed that organically managed orchards had higher soil carbon levels compared to conventionally managed orchards. One randomised, replicated trial in the USA found soil carbon was lower under organic management compared to alley cropping.
- *Soil organic matter*: One replicated trial in Canada found that soil nutrients were lower in organically managed soils.
- *Yield*: One replicated trial in Canada found lower yields in organically managed soils. Two replicated trials in the USA (one also randomised) found that fruit was of a higher quality and more resistant to disease, though smaller or that organic management had mixed effects on yield.
- *Soil types covered*: clay, clay-loam, fine sandy loam, loam, sandy loam, sandy clay-loam, silt, silty clay, silt-loam.
- *Assessment: trade-offs between benefit and harms (effectiveness 55%; certainty 52%; harms 64%)*.

<http://www.conservationevidence.com/actions/895>

## ● Plant new hedges

- Five studies in Slovakia, Kenya and Thailand measured the effects of planting grass or shrub hedgerows on soil animals and soil fertility. All five found hedgerows to maintain or improve soil fertility and soil animal activity. Of these, three replicated studies found reduced soil erosion and higher soil organic matter levels. Another replicated trial found a higher diversity of soil animals near to the hedgerows. One of the replicated studies and one review found that adding woody species to the hedgerows improved many factors contributing to soil fertility.
- *Soil types covered*: alluvial, clay, sandy loam.



- *Assessment: trade-offs between benefit and harms (effectiveness 49%; certainty 45%; harms 20%).*

<http://www.conservationevidence.com/actions/744>

## Unknown effectiveness (limited evidence)

### ● Change the timing of ploughing

- *Nutrient loss:* Two replicated site comparison studies from Denmark and Norway (one also randomised) found reduced erosion soil loss and nitrate leaching when ploughing was delayed until spring.
- *Soil types covered:* Sandy, sandy loam, silty clay loam.
- *Assessment: unknown effectiveness (effectiveness 46%; certainty 38%; harms 33%).*

<http://www.conservationevidence.com/actions/712>

## 12.3 Arable farming

---

<b>Based on the collated evidence, what is the current assessment of the effectiveness of interventions on arable farming systems for enhancing soil fertility?</b>	
<b>Beneficial</b>	<ul style="list-style-type: none"> <li>• Amend the soil using a mix of organic and inorganic amendments</li> <li>• Grow cover crops when the field is empty</li> <li>• Use crop rotation</li> </ul>
<b>Likely to be beneficial</b>	<ul style="list-style-type: none"> <li>• Amend the soil with formulated chemical compounds</li> <li>• Grow cover crops beneath the main crop (living mulches) or between crop rows</li> </ul>
<b>Trade-off between benefit and harms</b>	<ul style="list-style-type: none"> <li>• Add mulch to crops</li> <li>• Amend the soil with fresh plant material or crop remains</li> <li>• Amend the soil with manures and agricultural composts</li> <li>• Amend the soil with municipal wastes or their composts</li> <li>• Incorporate leys into crop rotation</li> <li>• Retain crop residues</li> </ul>
<b>Unknown effectiveness (limited evidence)</b>	<ul style="list-style-type: none"> <li>• Amend the soil with bacteria or fungi</li> <li>• Amend the soil with composts not otherwise specified</li> <li>• Amend the soil with crops grown as green manures</li> <li>• Amend the soil with non-chemical minerals and mineral wastes</li> <li>• Amend the soil with organic processing wastes or their composts</li> <li>• Encourage foraging waterfowl</li> <li>• Use alley cropping</li> </ul>



## Beneficial

### ● Amend the soil using a mix of organic and inorganic amendments

- *Biodiversity*: Five controlled trials from China and India (four also randomized and replicated), and one study from Japan found higher microbial biomass and activity in soils with a mix of manure and inorganic fertilizers. Manure alone also increased microbial biomass. One trial found increased microbial diversity.
- *Erosion*: One controlled, replicated trial from India found that mixed amendments were more effective at reducing the size of cracks in dry soil than inorganic fertilizers alone or no fertilizer.
- *Soil organic carbon loss*: Four controlled, randomized, replicated trials and one controlled trial all from China and India found more organic carbon in soils with mixed fertilizers. Manure alone also increased organic carbon. One trial also found more carbon in soil amended with inorganic fertilizers and lime.
- *Soil organic matter loss*: Three randomized, replicated trials from China and India (two also controlled), found more nutrients in soils with manure and inorganic fertilizers. One controlled, randomized, replicated trial from China found inconsistent effects of using mixed manure and inorganic fertilizers.
- *Yield*: Two randomized, replicated trials from China (one also controlled) found increased maize or rice and wheat yields in soils with mixed manure and inorganic fertilizer amendments. One study found lower yields of rice and wheat under mixed fertilizers.
- *Soil types covered*: clay, clay-loam, sandy loam, silt clay-loam, silty loam.
- *Assessment: beneficial (effectiveness 69%; certainty 64%; harms 15%)*.

<http://www.conservationevidence.com/actions/902>

### ● Grow cover crops when the field is empty

- *Biodiversity*: One controlled, randomized, replicated experiment in Martinique found that growing cover crops resulted in more diverse nematode communities. One replicated trial from the USA found

greater microbial biomass under ryegrass compared to a ryegrass/vetch cover crop mix.

- *Soil structure*: Three randomized, replicated studies from Denmark, Turkey and the UK found that growing cover crops improved soil structure and nutrient retention. One trial found higher soil porosity, interconnectivity and one lower resistance in soil under cover crops, and one found reduced nitrate leaching.
- *Soil organic carbon*: One replicated study from Denmark and one review based mainly in Japan found increased soil carbon levels under cover crops. One study also found soil carbon levels increased further when legumes were included in cover crops.
- *Soil organic matter*: Two controlled, randomized, replicated studies from Australia and the USA found increased carbon and nitrogen levels under cover crops, with one showing that they increased regardless of whether those crops were legumes or not. Two studies from Europe (including one controlled, replicated trial) found no marked effect on soil organic matter levels.
- *Yield*: One replicated trial from the USA found higher tomato yield from soils which had been under a ryegrass cover crop.
- *Soil types covered*: clay, loam, sandy clay, sandy loam, silty clay, silty loam.
- *Assessment*: beneficial (effectiveness 75%; certainty 67%; harms 16%).

<http://www.conservationevidence.com/actions/898>

## ● Use crop rotation

- *Biodiversity*: Three randomized, replicated trials from Canada and Zambia measured the effect of including legumes in crop rotations and found the number of microbes and diversity of different soil animals increased.
- *Erosion*: One randomized, replicated trial from Canada found that including forage crops in crop rotations reduced rainwater runoff and soil loss, and one replicated trial from Syria showed that including legumes in rotation increased water infiltration (movement of water into the soil).
- *Soil organic carbon*: Three studies from Australia, Canada, and Denmark (including one controlled replicated trial and one replicated



site comparison study), found increased soil organic carbon under crop rotation, particularly when some legumes were included.

- *Soil organic matter*: Two of four replicated trials from Canada and Syria (one also controlled and randomized) found increased soil organic matter, particularly when legumes were included in the rotation. One study found lower soil organic matter levels when longer crop rotations were used. One randomized, replicated study found no effect on soil particle size.
- *Soil types covered*: clay, clay-loam, fine clay, loam, loam/silt loam, sandy clay, sandy loam, silty loam.
- *Assessment: beneficial (effectiveness 66%; certainty 75%; harms 8%).*

<http://www.conservationevidence.com/actions/857>

## Likely to be beneficial

### ● Amend the soil with formulated chemical compounds

- *Nutrient loss*: Three of five replicated trials from New Zealand and the UK measured the effect of applying nitrification inhibitors to the soil and three found reduced nitrate losses and nitrous oxide emissions, although one of these found that the method of application influenced its effect. One trial found no effect on nitrate loss. One trial found reduced nutrient and soil loss when aluminium sulphate was applied to the soil.
- *Soil organic matter*: Four of five studies (including two controlled, randomised and replicated and one randomised and replicated) in Australia, China, India, Syria and the UK testing the effects of adding chemical compounds to the soil showed an increase in soil organic matter or carbon when nitrogen or phosphorus fertilizer was applied. One site comparison study showed that a slow-release fertilizer resulted in higher nutrient retention. One study found higher carbon levels when NPK fertilizers were applied with straw, than when applied alone, and one replicated study from France found higher soil carbon when manure rather than chemical compounds were applied.
- *Yield*: One replicated experiment from India showed that maize and wheat yield increased with increased fertilizer application.

- *Soil types covered:* clay, fine loamy, gravelly sandy loam, loam, sandy loam, silty, silty clay, silt-loam.
- *Assessment:* likely to be beneficial (effectiveness 64%; certainty 46%; harms 19%).

<http://www.conservationevidence.com/actions/909>

## ● **Grow cover crops beneath the main crop (living mulches) or between crop rows**

- *Biodiversity:* One randomized, replicated study from Spain found that cover crops increased bacterial numbers and activity.
- *Erosion:* Two studies from France and the USA showed reduced erosion under cover crops. One controlled study showed that soil stability was highest under a grass cover, and one randomized replicated study found that cover crops reduced soil loss.
- *Soil organic matter:* Two controlled trials from India and South Africa (one also randomized and replicated) found that soil organic matter increased under cover crops, and one trial from Germany found no effect on soil organic matter levels.
- *Soil types covered:* gravelly sandy loam, sandy loam, sandy, silty loam.
- *Assessment:* likely to be beneficial (effectiveness 65%; certainty 54%; harms 19%).

<http://www.conservationevidence.com/actions/897>

## **Trade-off between benefit and harms**

### ● **Add mulch to crops**

- *Biodiversity:* Three replicated trials from Canada, Poland and Spain (including one also controlled, one also randomised and one also controlled and randomised) showed that adding mulch to crops (whether shredded paper, municipal compost or straw) increased soil animal and fungal numbers, diversity and activity. Of these, one trial also showed that mulch improved soil structure and increased soil organic matter.
- *Nutrient loss:* One replicated study from Nigeria found higher nutrient levels in continually cropped soil.



- *Erosion*: Five studies from India, France, Nigeria and the UK (including one controlled, randomised, replicated trial, one randomised, replicated trial, two replicated (one also controlled), and one controlled trial) found that mulches increased soil stability, and reduced soil erosion and runoff. One trial found that some mulches are more effective than others.
- *Drought*: Two replicated trials from India found that adding mulch to crops increased soil moisture.
- *Yield*: Two replicated trials from India found that yields increased when either a live mulch or vegetation barrier combined with mulch was used.
- *Soil types covered*: clay, fine loam, gravelly sandy loam, sandy, sandy clay, sandy loam, sandy silt-loam, silty, silty loam.
- *Assessment: trade-offs between benefit and harms (effectiveness 60%; certainty 64%; harms 23%)*.

<http://www.conservationevidence.com/actions/887>

### ● Amend the soil with fresh plant material or crop remains

- *Biodiversity*: One randomized, replicated experiment from Belgium found increased microbial biomass when crop remains and straw were added.
- *Compaction*: One before-and-after trial from the UK found that incorporating straw residues by discing (reduced tillage) did not improve anaerobic soils (low oxygen levels) in compacted soils.
- *Erosion*: Two randomized, replicated studies from Canada and India measured the effect of incorporating straw on erosion. One found straw addition reduced soil loss, and one found mixed effects depending on soil type.
- *Nutrient loss*: Two replicated studies from Belgium and the UK (one also controlled and one also randomized) reported higher soil nitrogen levels when compost or straw was applied, but mixed results when processed wastes were added.
- *Soil organic carbon*: Three randomized, replicated studies (two also controlled) from China and India, and one controlled before-and-after site comparison study from Denmark found higher carbon levels when plant material was added. One found higher carbon



levels when straw was applied along with NPK fertilizers. One also found larger soil aggregates.

- *Soil types covered:* clay, clay-loam, loam/sandy loam, loamy sand, sandy, sandy clay-loam, sandy loam, silt-loam, silty, silty clay.
- *Assessment: trade-offs between benefit and harms (effectiveness 53%; certainty 53%; harms 34%).*

<http://www.conservationevidence.com/actions/910>

## ● Amend the soil with manures and agricultural composts

- *Biodiversity loss:* Three controlled, replicated studies from the UK and USA found higher microbial biomass when manure or compost was applied, and higher microbial respiration when poultry manure was applied.
- *Erosion:* One controlled, randomized, replicated study from India found lower soil loss and water runoff with manure application in combination with other treatments.
- *Nutrient management:* Two randomized, replicated studies from Canada and the UK (one also controlled) found lower nitrate loss or larger soil aggregates (which hold more nutrients) when manure was applied, compared to broiler (poultry) litter, slurry or synthetic fertilizers. One study found that treatment in winter was more effective than in autumn and that farmyard manure was more effective than broiler (poultry) litter or slurry in reducing nutrient loss. One controlled, replicated study from Spain found higher nitrate leaching.
- *Soil organic carbon:* Three studies (including two controlled, replicated studies and a review) from India, Japan and the UK found higher carbon levels when manures were applied.
- *Soil organic matter:* One controlled, randomized, replicated study from Turkey found higher organic matter, larger soil aggregations and a positive effect on soil physical properties when manure and compost were applied. One study from Germany found no effect of manure on organic matter levels.
- *Yield:* Four controlled, replicated studies (including four also randomized) from India, Spain and Turkey found higher crop yields



when manures or compost were applied. One study found higher yields when manure were applied in combination with cover crops.

- *Soil types covered:* clay-loam, loam, loamy, sandy loam, sandy clay-loam, silty loam, sandy silt-loam.
- *Assessment: trade-offs between benefit and harms (effectiveness 70%; certainty 59%; harms 26%).*

<http://www.conservationevidence.com/actions/911>

### ● Amend the soil with municipal wastes or their composts

- *Erosion:* Two controlled, replicated trials in Spain and the UK measured the effect of adding wastes to the soil. One trial found that adding municipal compost to semi-arid soils greatly reduced soil loss and water runoff. One found mixed results of adding composts and wastes.
- *Soil types covered:* coarse loamy, sandy loam.
- *Assessment: trade-offs between benefit and harms (effectiveness 45%; certainty 44%; harms 54%).*

<http://www.conservationevidence.com/actions/890>

### ● Incorporate leys into crop rotation

- *Nutrient loss:* One replicated study from Denmark showed that reducing the extent of grass pasture in leys reduced the undesirable uptake of nitrogen by grasses, therefore requiring lower rates of fertilizer for subsequent crops.
- *Soil types covered:* sandy loam.
- *Assessment: trade-offs between benefit and harms (effectiveness 46%; certainty 45%; harms 36%).*

<http://www.conservationevidence.com/actions/900>

### ● Retain crop residues

- *Biodiversity:* One replicated study from Mexico found higher microbial biomass when crop residues were retained.
- *Erosion:* One review found reduced water runoff, increased water storage and reduced soil erosion. One replicated site comparison from Canada found mixed effects on soil physical properties,

including penetration resistance and the size of soil aggregates. One replicated study from the USA found that tillage can have mixed results on soil erosion when crop remains are removed.

- *Soil organic matter*: One randomized, replicated trial from Australia found higher soil organic carbon and nitrogen when residues were retained, but only when fertilizer was also applied.
- *Yield*: One randomized, replicated trial from Australia found higher yields when residues were retained in combination with fertilizer application and no-tillage.
- *Soil types covered*: clay, loam, sandy loam, silt-loam.
- *Assessment: trade-offs between benefit and harms (effectiveness 63%; certainty 54%; harms 29%)*.

<http://www.conservationevidence.com/actions/907>

## Unknown effectiveness (limited evidence)

### ● Amend the soil with bacteria or fungi

- *Biodiversity*: One randomised, replicated trial from India showed that adding soil bacteria and arbuscular mycorrhizal fungi resulted in higher microbial diversity.
- *Soil organic matter*: One controlled, randomised, replicated trial from Turkey found increased soil organic matter content in soil under mycorrhizal-inoculated compost applications.
- *Yield*: Two randomised, replicated trials (including one also controlled) from India and Turkey found higher crop yields.
- *Soil types covered*: clay-loam, sandy loam.
- *Assessment: unknown effectiveness (effectiveness 40%; certainty 31%; harms 17%)*.

<http://www.conservationevidence.com/actions/888>

### ● Amend the soil with composts not otherwise specified

- *Soil organic matter*: One controlled, randomised, replicated trial in Italy found that applying a high rate of compost increased soil organic matter levels, microbial biomass and fruit yield.



- *Soil types covered*: silty clay.
- *Assessment*: unknown effectiveness (effectiveness 54%; certainty 29%; harms 19%).

<http://www.conservationevidence.com/actions/889>

### ● Amend the soil with crops grown as green manures

- *Soil organic matter*: Two controlled, randomized, replicated studies from India and Pakistan found higher soil organic carbon, and one found increased grain yields when green manures were grown.
- *Soil types covered*: clay-loam.
- *Assessment*: unknown effectiveness (effectiveness 53%; certainty 36%; harms 16%).

<http://www.conservationevidence.com/actions/908>

### ● Amend the soil with non-chemical minerals and mineral wastes

- *Nutrient loss*: Two replicated studies from Australia and New Zealand measured the effects of adding minerals and mineral wastes to the soil. Both found reduced nutrient loss and one study found reduced erosion.
- *Soil types covered*: sandy clay, silt-loam.
- *Assessment*: unknown effectiveness (effectiveness 35%; certainty 37%; harms 23%).

<http://www.conservationevidence.com/actions/892>

### ● Amend the soil with organic processing wastes or their composts

- *Nutrient loss*: Two controlled, replicated trials from Spain and the UK (one also randomized) measured the effect of adding composts to soil. One trial found applying high rates of cotton gin compost and poultry manure improved soil structure and reduced soil loss, but increased nutrient loss. One trial found improved nutrient retention and increased barley *Hordeum vulgare* yield when molasses were added.

## Enhancing Soil Fertility

- *Soil types covered:* sandy clay, sandy loam, silty clay.
- *Assessment: unknown effectiveness (effectiveness 58%; certainty 35%; harms 20%).*

<http://www.conservationevidence.com/actions/891>

### ● Encourage foraging waterfowl

- *Soil organic matter:* One controlled, replicated experiment from the USA found increased straw decomposition when ducks were allowed to forage.
- *Soil types covered:* silty clay.
- *Assessment: unknown effectiveness (effectiveness 14%; certainty 34%; harms 20%).*

<http://www.conservationevidence.com/actions/711>

### ● Use alley cropping

- *Biodiversity:* A controlled, randomized, replicated study from Canada found that intercropping with trees resulted in a higher diversity of arbuscular mycorrhizal fungi.
- *Soil types covered:* sandy loam.
- *Assessment: unknown effectiveness (effectiveness 36%; certainty 23%; harms 19%).*

<http://www.conservationevidence.com/actions/903>

## 12.4 Livestock and pasture farming

---

<b>Based on the collated evidence, what is the current assessment of the effectiveness of interventions on livestock and pasture farming systems for enhancing soil fertility?</b>	
<b>Likely to be beneficial</b>	<ul style="list-style-type: none"><li>• Reduce grazing intensity</li></ul>
<b>Trade-off between benefit and harms</b>	<ul style="list-style-type: none"><li>• Restore or create low input grasslands</li></ul>

### Likely to be beneficial

#### ● Reduce grazing intensity

- *Compaction*: One replicated study from Australia found compacted soils recovered when sheep were excluded for 2.5 years.
- *Erosion*: Two replicated studies from New Zealand, and Syria (one also controlled) measured the effect of grazing animals on soil nutrient and sediment loss. Of these, one trial found increased soil carbon and nitrogen when grazing animals were excluded. One trial found higher soil phosphate levels, and less sediment erosion when grazing time in forage crops was reduced.
- *Soil types covered*: clay, clay-loam, loamy, silt-loam.
- *Assessment*: likely to be beneficial (effectiveness 51%; certainty 58%; harms 14%).

<http://www.conservationevidence.com/actions/901>

## Trade-off between benefit and harms

### ● Restore or create low input grasslands

- *Biodiversity*: One randomized, replicated trial in the Netherlands and one controlled trial from France found that restoring grasslands increased the diversity of soil animals. One trial also found higher microbial biomass, activity and carbon under grassland.
- *Soil types covered*: sandy loam, silty.
- *Assessment: trade-offs between benefit and harms (effectiveness 53%; certainty 59%; harms 32%)*.

<http://www.conservazionevidence.com/actions/905>

# 13. SUBTIDAL BENTHIC INVERTEBRATE CONSERVATION

**Anaëlle J. Lemasson, Laura R. Pettit, Rebecca K. Smith &  
William J. Sutherland**

## **Expert assessors**

**Silviu Petrovan**, University of Cambridge, United Kingdom

**Anaëlle Lemasson**, JNCC, United Kingdom

**Ann Thornton**, University of Cambridge, United Kingdom

**Lucy Shuff**, Gardline Limited, United Kingdom

**Christopher Barrett**, CEFAS, United Kingdom

**Scope of assessment:** for native wild subtidal species across the world.

**Assessed:** 2020.

**Effectiveness measure** is the median % score for effectiveness.

**Certainty measure** is the median % certainty of evidence for effectiveness, determined by the quantity and quality of the evidence in the synopsis.

**Harm measure** is the median % score for negative side-effects to the group of species of concern.



This book is meant as a guide to the evidence available for different conservation interventions and as a starting point in assessing their effectiveness. The assessments are based on the available evidence for the target group of species for each intervention. The assessment may therefore refer to different species or habitat to the one(s) you are considering. Before making any decisions about implementing interventions it is vital that you read the more detailed accounts of the evidence in order to assess their relevance for your study species or system.

Full details of the evidence are available at  
**[www.conservationevidence.com](http://www.conservationevidence.com)**

There may also be significant negative side-effects on the target groups or other species or communities that have not been identified in this assessment.

A lack of evidence means that we have been unable to assess whether or not an intervention is effective or has any harmful impacts.

# 13.1 Threat: Energy production and mining

---

## 13.1.1 Oil and gas drilling

<b>Based on the collated evidence, what is the current assessment of the effectiveness of interventions for oil and gas drilling?</b>	
<b>No evidence found (no assessment)</b>	<ul style="list-style-type: none"><li>• Bury drill cuttings in the seabed rather than leaving them on the seabed surface</li><li>• Cease or prohibit oil and gas drilling</li><li>• Cease or prohibit the deposit of drill cuttings on the seabed</li><li>• Dispose of drill cuttings on land rather than on the seabed</li><li>• Limit the thickness of drill cuttings</li><li>• Recycle or repurpose fluids used in the drilling process</li><li>• Remove drill cuttings after decommissioning</li><li>• Set limits for change in sediment particle size during aggregate extraction</li><li>• Use water-based muds instead of oil-based muds (drilling fluids) in the drilling process</li></ul>

### **No evidence found (no assessment)**

We have captured no evidence for the following interventions:

- Bury drill cuttings in the seabed rather than leaving them on the seabed surface
- Cease or prohibit oil and gas drilling
- Cease or prohibit the deposit of drill cuttings on the seabed

- Dispose of drill cuttings on land rather than on the seabed
- Limit the thickness of drill cuttings
- Recycle or repurpose fluids used in the drilling process
- Remove drill cuttings after decommissioning
- Set limits for change in sediment particle size during aggregate extraction
- Use water-based muds instead of oil-based muds (drilling fluids) in the drilling process.

### 13.1.2 General

<b>Based on the collated evidence, what is the current assessment of the effectiveness of interventions for energy production and mining?</b>	
<b>No evidence found (no assessment)</b>	<ul style="list-style-type: none"> <li>• Bury pipelines instead of surface laying and rock dumping</li> <li>• Leave pipelines and infrastructure in place following decommissioning</li> <li>• Limit the amount of stabilisation material used</li> <li>• Remove pipelines and infrastructure following decommissioning</li> <li>• Set limits for change in sediment particle size during rock dumping</li> <li>• Use stabilisation material that can be more easily recovered at decommissioning stage</li> </ul>

#### **No evidence found (no assessment)**

We have captured no evidence for the following interventions:

- Bury pipelines instead of surface laying and rock dumping
- Leave pipelines and infrastructure in place following decommissioning
- Limit the amount of stabilisation material used
- Remove pipelines and infrastructure following decommissioning
- Set limits for change in sediment particle size during rock dumping
- Use stabilisation material that can be more easily recovered at decommissioning stage.

### 13.1.3 Mining, quarrying, and aggregate extraction

<b>Based on the collated evidence, what is the current assessment of the effectiveness of interventions for mining, quarrying, and aggregate extraction?</b>	
<b>Beneficial</b>	<ul style="list-style-type: none"> <li>• Cease or prohibit aggregate extraction</li> </ul>
<b>Unknown effectiveness</b>	<ul style="list-style-type: none"> <li>• Cease or prohibit marine mining</li> <li>• Extract aggregates from a vessel that is moving rather than static</li> <li>• Leave mining waste (tailings) in place following cessation of disposal operations</li> </ul>
<b>No evidence found (no assessment)</b>	<ul style="list-style-type: none"> <li>• Cease or prohibit mining waste (tailings) disposal at sea</li> <li>• Limit, cease, or prohibit sediment discard during aggregate extraction</li> <li>• Remove discarded sediment material from the seabed following cessation of aggregate extraction</li> </ul>

#### **Beneficial**

##### ● **Cease or prohibit aggregate extraction**

Seven studies examined the effects of ceasing or prohibiting aggregate extraction on subtidal benthic invertebrate populations. One study was in the English Channel (France), one in the Mediterranean Sea (Italy), one a global study, and four in the North Sea (UK, Belgium).

##### COMMUNITY RESPONSE (6 STUDIES)

Overall community composition (4 studies): One global systematic review found that it took nine months to several decades for overall invertebrate community composition to recover after ceasing aggregate extraction. One before-and-after, site comparison study in the Mediterranean Sea and one of two site comparison studies in the North Sea found that after ceasing aggregate extraction overall invertebrate community composition became more similar to pre-extraction and/or natural site communities.

Overall richness/diversity (5 studies): Two before-and-after, site comparison studies in the English Channel and the Mediterranean Sea and one of two site comparison studies in the North Sea found that after ceasing aggregate

extraction, overall invertebrate species richness and/or diversity became more similar to that of pre-extraction and/or natural sites. The other site comparison found that species richness did not change over time and remained different to that of natural sites. One replicated, site comparison study in the North Sea found that 21 months after ceasing aggregate extraction, invertebrate species richness was similar to that of natural sites.

Worm community composition (1 study): One before-and-after study in the North Sea found that after ceasing aggregate extraction, nematode worm community composition remained different to the pre-extraction community.

Worm richness/diversity (1 study): One before-and-after study in the North Sea found that after ceasing aggregate extraction, nematode worm species richness remained different to pre-extraction richness.

#### POPULATION RESPONSE (6 STUDIES)

Overall abundance (5 studies): Two before-and-after, site comparison studies in the English Channel and the Mediterranean Sea and one of two site comparison studies in the North Sea found that after ceasing aggregate extraction overall invertebrate abundance and/or biomass became more similar to that of pre-extraction and/or natural sites. The other site comparison found that abundance and biomass did not change over time and remained different to that of natural sites. One replicated, site comparison study in the North Sea found that 21 months after ceasing aggregate extraction, invertebrate abundance was similar to that of natural sites.

Worm abundance (1 study): One before-and-after study in the North Sea found that after ceasing aggregate extraction, nematode worm abundance remained different to pre-extraction abundance.

*Assessment: beneficial (effectiveness 65%; certainty 60%; harms 0%).*

<https://www.conservationevidence.com/actions/2070>

## Unknown effectiveness

### ● Cease or prohibit marine mining

One study examined the effects of ceasing or prohibiting mining on subtidal benthic invertebrate populations. The study was in the Bering Sea (USA).

#### COMMUNITY RESPONSE (1 STUDY)

Overall community composition (1 study): One site comparison study in the Bering Sea found that following cessation of gold mining, overall invertebrate community composition became similar to that of an unmined site.

Overall richness/diversity (1 study): One site comparison study in the Bering Sea found that following cessation of gold mining, overall invertebrate richness and diversity became similar to that of an unmined site.

POPULATION RESPONSE (1 STUDY)

Overall abundance (1 study): One site comparison study in the Bering Sea found that following cessation of gold mining, overall invertebrate abundance and biomass became similar to that of an unmined site.

*Assessment: unknown effectiveness (effectiveness 70%; certainty 31%; harms 0%).*

<https://www.conservationevidence.com/actions/2075>

● **Extract aggregates from a vessel that is moving rather than static**

One study examined the effects of dredging from a vessel that is moving rather than static on subtidal benthic invertebrate populations. The study was in the English Channel (UK).

COMMUNITY RESPONSE (1 STUDY)

Overall species richness/diversity (1 study): One site comparison study in the English Channel found that a site where aggregate extraction was undertaken using a moving trailer suction hopper dredger had similar invertebrate species richness and lower diversity compared to a site where extraction occurred using a static suction hopper dredger.

POPULATION RESPONSE (1 STUDY)

Overall abundance (1 study): One site comparison study in the English Channel found that a site where aggregate extraction was undertaken using a moving trailer suction hopper dredger had higher abundance of invertebrates compared to a site where extraction occurred using a static suction hopper dredger.

*Assessment: unknown effectiveness (effectiveness 35%; certainty 20%; harms 18%).*

<https://www.conservationevidence.com/actions/2071>

● **Leave mining waste (tailings) in place following cessation of disposal operations**

One study examined the effects of leaving mining waste (tailings) in place following cessation of disposal operations on subtidal benthic invertebrate populations. The study was in Auke Bay (USA).

COMMUNITY RESPONSE (1 STUDY)

Overall community composition (1 study): One replicated, paired, controlled study in Auke Bay found that plots where mine tailings were left in place had similar invertebrate community composition as plots where tailings had been removed, but both had different communities to plots of natural sediment.

Overall richness/diversity (1 study): One replicated, paired, controlled study in Auke Bay found that plots where mine tailings were left in place had similar invertebrate species richness as plots where tailings had been removed, but both had lower richness compared to plots of natural sediment.

**POPULATION RESPONSE (1 STUDY)**

Overall abundance (1 study): One replicated, paired, controlled study in Auke Bay found that plots where mine tailings were left in place had similar invertebrate overall abundance and biomass as plots where tailings had been removed. While plots with and without tailings had similar abundances to plots of natural sediment, their biomasses were higher.

*Assessment: unknown effectiveness (effectiveness 15%; certainty 25%; harms 5%).*

<https://www.conservationevidence.com/actions/2077>

## **No evidence found (no assessment)**

We have captured no evidence for the following interventions:

- Cease or prohibit mining waste (tailings) disposal at sea
- Limit, cease, or prohibit sediment discard during aggregate extraction
- Remove discarded sediment material from the seabed following cessation of aggregate extraction.

### 13.1.4 Renewable energy

<b>Based on the collated evidence, what is the current assessment of the effectiveness of interventions for renewable energy?</b>	
<b>No evidence found (no assessment)</b>	<ul style="list-style-type: none"> <li>• Co-locate aquaculture systems with other activities and other infrastructures (such as wind farms) to maximise use of marine space</li> <li>• Limit the number and/or extent of, or prohibit additional, renewable energy installations in an area</li> </ul>

#### **No evidence found (no assessment)**

We have captured no evidence for the following interventions:

- Co-locate aquaculture systems with other activities and other infrastructures (such as wind farms) to maximise use of marine space
- Limit the number and/or extent of, or prohibit additional, renewable energy installations in an area.



## 13.2 Threat: Transportation and service corridors

---

### 13.2.1 Utility and service lines

**Based on the collated evidence, what is the current assessment of the effectiveness of interventions for utility and service lines?**

**No evidence found (no assessment)**

- Bury cables and pipelines in the seabed rather than laying them on the seabed
- Leave utility and service lines in place after decommissioning
- Remove utility and service lines after decommissioning
- Set limits on the area that can be covered by utility and service lines at one location
- Use a different technique when laying and burying cables and pipelines
- Use cables and pipelines of smaller width

#### **No evidence found (no assessment)**

We have captured no evidence for the following interventions:

- Bury cables and pipelines in the seabed rather than laying them on the seabed
- Leave utility and service lines in place after decommissioning
- Remove utility and service lines after decommissioning
- Set limits on the area that can be covered by utility and service lines at one location



- Use a different technique when laying and burying cables and pipelines
- Use cables and pipelines of smaller width.

### 13.2.2 Shipping lanes

<b>Based on the collated evidence, what is the current assessment of the effectiveness of interventions for shipping lanes?</b>	
<b>Unknown effectiveness</b>	<ul style="list-style-type: none"> <li>• Cease or prohibit shipping</li> </ul>
<b>No evidence found (no assessment)</b>	<ul style="list-style-type: none"> <li>• Divert shipping routes</li> <li>• Limit, cease or prohibit anchoring from ships/boats/vessels</li> <li>• Limit, cease or prohibit recreational boating</li> <li>• Periodically move and relocate moorings</li> <li>• Provide additional moorings to reduce anchoring</li> <li>• Reduce ships/boats/vessels speed limits</li> <li>• Set limits on hull depth</li> <li>• Use a different type of anchor</li> <li>• Use moorings which reduce or avoid contact with the seabed (eco- moorings)</li> </ul>

#### Unknown effectiveness

##### ● Cease or prohibit shipping

Three studies examined the effects of ceasing or prohibiting shipping on subtidal benthic invertebrate populations. All studies were in the North Sea (Belgium, Germany, Netherlands).

##### COMMUNITY RESPONSE (2 STUDIES)

Overall community composition (1 study): One site comparison study in the North Sea found that areas closed to shipping developed different overall invertebrate community compositions compared to areas where shipping occurred.

Overall species richness/diversity (1 study): One site comparison study in the North Sea found that areas closed to shipping did not develop different

overall invertebrate species richness and diversity compared to areas where shipping occurred.

**POPULATION RESPONSE (2 STUDIES)**

Overall abundance (2 studies): Two site comparison studies (one before-and-after) in the North Sea found that areas closed to shipping had similar overall invertebrate abundance and biomass compared to areas where shipping occurred.

Overall abundance (2 studies): Two site comparison studies (one before-and-after) in the North Sea found that areas closed to shipping had similar overall invertebrate abundance and biomass compared to areas where shipping occurred.

**OTHER (2 STUDIES)**

Overall community energy flow (1 study): One before-after, site comparison study in the North Sea found that after closing an area to shipping, invertebrate community energy flow did not change, but it increased in nearby areas where shipping occurred.

Species energy flow (1 study): One before-and-after, site comparison study in the North Sea found that closing an area to shipping had mixed effects on species-level energy flow.

*Assessment: unknown effectiveness (effectiveness 35%; certainty 30%; harms 0%).*

<https://www.conservationevidence.com/actions/2086>

## **No evidence found (no assessment)**

We have captured no evidence for the following interventions:

- Divert shipping routes
- Limit, cease or prohibit anchoring from ships/boats/vessels
- Limit, cease or prohibit recreational boating
- Periodically move and relocate moorings
- Provide additional moorings to reduce anchoring
- Reduce ships/boats/vessels speed limits
- Set limits on hull depth
- Use a different type of anchor
- Use moorings which reduce or avoid contact with the seabed (eco- moorings).

## 13.3 Threat: Biological resource use

---

### 13.3.1 Spatial and Temporal Management

<b>Based on the collated evidence, what is the current assessment of the effectiveness of interventions for spatial and temporal management?</b>	
<b>Beneficial</b>	<ul style="list-style-type: none"><li>• Cease or prohibit all towed (mobile) fishing gear</li></ul>
<b>Likely to be beneficial</b>	<ul style="list-style-type: none"><li>• Cease or prohibit all types of fishing</li><li>• Cease or prohibit bottom trawling</li><li>• Cease or prohibit dredging</li></ul>
<b>Unknown effectiveness</b>	<ul style="list-style-type: none"><li>• Cease or prohibit commercial fishing</li><li>• Establish temporary fisheries closures</li></ul>
<b>No evidence found (no assessment)</b>	<ul style="list-style-type: none"><li>• Cease or prohibit midwater/semi-pelagic trawling</li><li>• Cease or prohibit static fishing gear</li></ul>

#### **Beneficial**

##### ● **Cease or prohibit all towed (mobile) fishing gear**

Eight studies examined the effects of ceasing or prohibiting all towed fishing gear on subtidal benthic invertebrate populations. One study was in the Limfjord (Denmark), two in the English Channel (UK), three in Georges Bank in the North Atlantic Ocean (USA and Canada), one in the Ria Formosa lagoon (Portugal), and one in the Irish Sea (Isle of Man).

##### COMMUNITY RESPONSE (4 STUDIES)

Overall community composition (3 studies): Two of three replicated, site comparison studies in the Limfjord and the English Channel, found that areas excluding towed fishing gear for either an unspecified amount of time

or two to 23 years had different overall invertebrate community composition compared to areas where towed-fishing occurred and one found that ceasing towed-gear fishing for nine years had mixed effects.

Overall species richness/diversity (3 studies): Two replicated, site comparison studies in the English Channel reported that areas excluding towed fishing gear for either an unspecified amount of time or two to 23 years had different or greater invertebrate species richness and diversity to areas where towed-fishing occurred. One site comparison study in Georges Bank found no difference in invertebrate species richness between an area closed to mobile fishing gear for 10 to 14 years and a fished area.

#### POPULATION RESPONSE (3 STUDIES)

Overall abundance (3 studies): Two site comparison studies (one replicated) in the English Channel and Georges Bank found that sites excluding towed gear for either two to 23 years or 10 to 14 years had greater overall invertebrate biomass compared to sites where towed-gear fishing occurred, but one also found that abundance was similar in both areas. One replicated, controlled, before-and-after study in the Ria Formosa lagoon found that ceasing towed gear for 10 months led to increases in the cover of mobile but not sessile

Mollusc abundance (2 studies): Two site comparison studies (one replicated) in the Irish Sea and the English Channel found that areas closed to towed fishing gear for either two to 23 years or 14 years had more scallops compared to adjacent fished areas.

Mollusc condition (1 study): One site comparison study the Irish Sea found that an area closed to towed fishing gear for 14 years had higher proportions of older and larger scallops compared to an adjacent fished area.

Starfish abundance (1 study): One replicated, site comparison study in Georges Bank found more starfish in areas closed to towed fishing gear for five to nine years compared to adjacent fished areas.

Starfish condition (1 study): One replicated, site comparison study in Georges Bank found that starfish arm length was similar in areas closed to towed fishing gear for five to nine years and adjacent fished areas.

#### OTHER (1 STUDY)

Overall community biological production (1 study): One before-and-after, site comparison study in Georges Bank found an increase in the biological production from invertebrate in sites closed to towed fishing gear for approximately five years compared to adjacent fished sites.

*Assessment: beneficial (effectiveness 70%; certainty 70%; harms 0%).*

<https://www.conservationevidence.com/actions/2102>



## Likely to be beneficial

### ● Cease or prohibit all types of fishing

Five studies examined the effects of ceasing or prohibiting all types of fishing on subtidal benthic invertebrate populations. All studies were in the North Sea (Belgium, Germany, Netherlands, UK).

#### COMMUNITY RESPONSE (2 STUDIES)

Overall community composition (2 studies): Two site comparison studies (one before-and-after) in the North Sea found that areas closed to all fishing developed different overall invertebrate community compositions compared to fished areas.

Overall species richness/diversity (2 studies): One of two site comparison studies (one before-and-after) in the North Sea found that areas closed to all fishing did not develop different overall invertebrate species richness and diversity compared to fished areas after three years, but the other found higher species richness in the closed areas after 20 years.

#### POPULATION RESPONSE (3 STUDIES)

Overall abundance (2 studies): Two site comparison studies (one before-and-after) in the North Sea found that areas closed to all fishing had similar overall invertebrate abundance and biomass compared to fished areas after three and five years.

Crustacean abundance (1 study): One before-and-after, site comparison study in the North Sea found that closing a site to all fishing led to similar numbers of lobster compared to a fished site after 20 months.

Crustacean condition (1 study): One before-and-after, site comparison study in the North Sea found that closing a site to all fishing led to larger sizes of lobster compared to a fished site after 20 months.

#### OTHER (1 STUDY)

Overall community energy flow (1 study): One before-and-after, site comparison study in the North Sea found that, during the 12–14 months after closing an area to all fishing, the invertebrate community structure (measured as energy flow) at sites within the closed area did not change, but that it increased in nearby fished sites.

Species energy flow (1 study): One before-and-after, site comparison study in the North Sea found that closing an area to all fishing for 12–14 months had mixed effects on species-level energy flow.

*Assessment: likely to be beneficial (effectiveness 55%; certainty 50%; harms 0%).*

<https://www.conservationevidence.com/actions/2096>

## ● **Cease or prohibit bottom trawling**

Four studies examined the effects of ceasing or prohibiting bottom trawling on subtidal benthic invertebrate populations. Two studies were in the Bering Sea (USA), one in the North Sea, and one in the Mediterranean Sea (Italy).

### COMMUNITY RESPONSE (3 STUDIES)

Overall community composition (2 studies): Two site comparison studies (one before-and-after, one replicated) in the North Sea and the Mediterranean Sea found that in areas prohibiting trawling for either 15 or 20 years, overall invertebrate community composition was different to that of trawled areas.

Overall species richness/diversity (3 studies): Two of three site comparison studies (one paired, one before-and-after, one replicated) in the Bering Sea, the North Sea, and the Mediterranean Sea found that invertebrate diversity was higher in sites closed to trawling compared to trawled sites after either 37 or 15 years, but the other found no differences after 20 years.

### POPULATION RESPONSE (3 STUDIES)

Overall abundance (2 studies): One of two site comparison studies (one paired, one replicated) in the Bering Sea and the Mediterranean Sea found that total invertebrate abundance was higher in sites closed to trawling compared to trawled sites after 37 years, but the other found no differences after 20 years.

Both found no differences in total invertebrate biomass.

Unwanted catch overall abundance (1 study): One replicated, before-and-after, site comparison study in the Bering Sea found that during the three years after closing areas to all bottom trawling, unwanted catch of crabs appeared to have decreased, while no changes appeared to have occurred in nearby trawled areas.

*Assessment: likely to be beneficial (effectiveness 55%; certainty 50%; harms 5%).*

<https://www.conservationevidence.com/actions/2099>

## ● **Cease or prohibit dredging**

Four studies examined the effects of ceasing or prohibiting dredging on subtidal benthic invertebrate populations. One study was in the North Atlantic Ocean (Portugal), one in the South Atlantic Ocean (Argentina), one in the English Channel and one in the Irish Sea (UK).

### COMMUNITY RESPONSE (3 STUDIES)

Overall community composition (3 studies): One of three site comparison studies (one replicated, one before-and-after) in Atlantic Ocean and the Irish Sea found that after ceasing dredging, overall invertebrate community composition was different to that in dredged areas. The other two found that communities remained similar in dredged and non-dredged areas.

Overall richness/diversity (3 studies): One of three site comparison studies (one replicated, one before-and-after) in Atlantic Ocean and the Irish Sea found that after ceasing dredging, large (macro-) invertebrate diversity was higher but small (meio-) invertebrate diversity was lower compared to dredged areas. The other two found that overall diversity remained similar in dredged and non-dredged areas.

#### POPULATION RESPONSE (3 STUDIES)

Overall abundance (3 studies): One of three site comparison studies (one replicated, one before-and-after) in Atlantic Ocean and the Irish Sea found that four years after ceasing dredging, large (macro-) and small (meio-) invertebrate abundance and/or biomass appeared higher to that in dredged areas. The other two found that abundance and/or biomass remained similar in dredged and non-dredged areas after either two or six years.

Tunicate abundance (1 study): One replicated, site comparison study in the English Channel found that a year after ceasing dredging in three areas, abundance of ascidians/sea squirts (tunicates) was similar to that in dredged areas.

Bryozoan abundance (1 study): One replicated, site comparison study in the English Channel found that a year after ceasing dredging in three areas, abundance of bryozoan was higher than in dredged areas.

Crustacean abundance (1 study): One replicated, site comparison study in the English Channel found that a year after ceasing dredging in three areas, abundance of spider crabs was higher than in dredged areas, but abundance of edible crab was similar.

Cnidarian abundance (1 study): One replicated, site comparison study in the English Channel found that a year after ceasing dredging in three areas, abundance of sea fans was higher than in dredged areas.

Sponge abundance (1 study): One replicated, site comparison study in the English Channel found that a year after ceasing dredging in three areas, abundance of sponges was higher than in dredged areas.

*Assessment: likely to be beneficial (effectiveness 75%; certainty 55%; harms 0%).*

<https://www.conservationevidence.com/actions/2101>

## Unknown effectiveness

### ● Cease or prohibit commercial fishing

Three studies examined the effects of ceasing or prohibiting commercial fishing on subtidal benthic invertebrate populations. Two studies were



in the Tasman Sea (New Zealand), the third on Gorges Bank in the North Atlantic Ocean (USA).

COMMUNITY RESPONSE (2 STUDIES)

Overall community composition (1 study): One site comparison study in the Tasman Sea found that an area closed to commercial trawling and dredging for 28 years had different overall invertebrate communities than an area subject to commercial fishing.

Overall species richness/diversity (1 study): One site comparison study on Georges Bank found no difference in invertebrate species richness between an area closed to commercial fishing for 10 to 14 years and a fished area.

POPULATION RESPONSE (3 STUDIES)

Overall abundance (2 studies): Two site comparison studies in the Tasman Sea and on Georges Bank found that areas prohibiting commercial fishing for 10 to 14 years and 28 years had greater overall invertebrate abundance compared to areas where commercial fishing occurred. One of the studies also found higher biomass, while the other found similar biomass in closed and fished areas.

Crustacean abundance (1 study): One replicated, site comparison study in the Tasman Sea found that in commercial fishing exclusion zones lobster abundance was not different to adjacent fished areas after up to two years.

OTHER (1 STUDY)

Overall community biological production (1 study): One site comparison study in the Tasman Sea found that an area closed to commercial trawling and dredging for 28 years had greater biological production from invertebrates than an area where commercial fishing occurred.

*Assessment: unknown effectiveness (effectiveness 55%; certainty 34%; harms 0%).*

<https://www.conservationevidence.com/actions/2097>

● **Establish temporary fisheries closures**

Six studies examined the effects of establishing temporary fisheries closures on subtidal benthic invertebrates. One study was in the English Channel (UK), one in the D'Entrecasteaux Channel (Australia), one in the North Pacific Ocean (USA), two in the Mozambique Channel (Madagascar), and one in the North Sea (UK).

COMMUNITY RESPONSE (2 STUDIES)

Overall species richness/diversity (1 study): One replicated, site comparison study in the English Channel found that sites seasonally closed to towed-gear fishing did not have greater invertebrate species richness than sites where towed-fishing occurred year-round.

Mollusc community composition (1 study): One replicated, before-and after study in the D'Entrecasteaux Channel found that temporarily reopening an area previously closed to all fishing for 12 years only to recreational fishing led to changes in scallop species community composition over four fishing seasons.

#### POPULATION RESPONSE (1 STUDY)

Overall abundance (1 study): One replicated, site comparison study in the English Channel found that sites seasonally closed to towed-gear fishing did not have a greater invertebrate biomass than sites where towed-fishing occurred year-round.

Crustacean abundance (1 study): One before-and-after, site comparison study in the North Sea found that reopening a site to fishing following a temporary 20-month closure led to lower total abundance but similar marketable abundance of European lobsters compared to a continuously-fished site after a month.

Mollusc abundance (5 studies): One replicated, site comparison study English Channel found that sites seasonally closed to towed gear did not have higher abundance of great scallops than sites where towed-fishing occurred year-round. Two before-and after, site comparison studies (one replicated) in the Mozambique Channel found that temporarily closing an area to reef octopus fishing did not increase octopus abundance/biomass compared to before closure and to continuously fished areas. Two replicated, before-and after studies in the D'Entrecasteaux Channel and the North Pacific Ocean found that temporarily reopening an area previously closed to all fishing to recreational fishing only led to a decline in scallop abundance after four fishing seasons and in red abalone after three years.

Mollusc condition (3 studies): One replicated, before-and after study in the North Pacific Ocean found that temporarily reopening an area previously closed to fishing led to a decline in the size of red abalone after three years. Two before-and after, site comparison studies (one replicated) in the Mozambique Channel found that temporarily closing an area to reef octopus fishing increased the weight of octopus compared to before closure and to continuously fished areas, but one also found that this effect did not last once fishing resumed.

*Assessment: unknown effectiveness (effectiveness 30%; certainty 36%; harms 10%).*

<https://www.conservationevidence.com/actions/2098>

**No evidence found (no assessment)**

We have captured no evidence for the following interventions:

- Cease or prohibit midwater/semi-pelagic trawling
- Cease or prohibit static fishing gear.

### 13.3.2 Effort and Capacity Reduction

<b>Based on the collated evidence, what is the current assessment of the effectiveness of interventions for effort and capacity reduction?</b>	
<b>Unknown effectiveness</b>	<ul style="list-style-type: none"> <li>• Establish territorial user rights for fisheries</li> <li>• Install physical barriers to prevent trawling</li> </ul>
<b>No evidence found (no assessment)</b>	<ul style="list-style-type: none"> <li>• Eliminate fisheries subsidies that encourage overfishing</li> <li>• Introduce catch shares</li> <li>• Limit the density of traps</li> <li>• Limit the number of fishing days</li> <li>• Limit the number of fishing vessels</li> <li>• Limit the number of traps per fishing vessels</li> <li>• Purchase fishing permits and/or vessels from fishers</li> <li>• Set commercial catch quotas</li> <li>• Set commercial catch quotas and habitat credits systems</li> <li>• Set habitat credits systems</li> </ul>

**Unknown effectiveness**

● **Establish territorial user rights for fisheries**

One study examined the effects of establishing territorial user rights for fisheries on subtidal benthic invertebrate populations. The study was in the South Pacific Ocean (Chile).

COMMUNITY RESPONSE (0 STUDIES)

POPULATION RESPONSE (1 STUDY)

Mollusc reproductive success (1 study): One site comparison study in South Pacific Ocean found that an area with territorial user rights for fisheries had larger-sized and more numerous egg capsules, and more larvae of the Chilean abalone up to 21 months after establishing fishing restrictions compared to an open-access area.

*Assessment: unknown effectiveness (effectiveness 65%; certainty 10%; harms 0%).*

<https://www.conservationevidence.com/actions/2104>

### ● Install physical barriers to prevent trawling

One study examined the effects of installing physical barriers to prevent trawling on subtidal benthic invertebrate populations. The study was in the Bay of Biscay (Spain).

COMMUNITY RESPONSE (1 STUDY)

Overall community composition (1 study): One before-and-after study in the Bay of Biscay found that one to four years after installing artificial reefs as physical barriers to prevent trawling invertebrate community composition changed.

POPULATION RESPONSE (1 STUDY)

Overall abundance (1 study): One before-and-after study in the Bay of Biscay found that one to four years after installing artificial reefs as physical barriers to prevent trawling overall invertebrate biomass increased.

Echinoderm abundance (1 study): One before-and-after study in the Bay of Biscay found that one to four years after installing artificial reefs as physical barriers to prevent trawling the biomass of sea urchins and starfish increased.

Molluscs abundance (1 study): One before-and-after study in the Bay of Biscay found that one to four years after installing artificial reefs as physical barriers to prevent trawling the biomass of gastropods (sea snails), of one species of cuttlefish, and of two species of octopus increased.

*Assessment: unknown effectiveness (effectiveness 75%; certainty 32%; harms 0%).*

<https://www.conservationevidence.com/actions/2112>

## No evidence found (no assessment)

We have captured no evidence for the following interventions:

- Eliminate fisheries subsidies that encourage overfishing
- Introduce catch shares
- Limit the density of traps

- Limit the number of fishing days
- Limit the number of fishing vessels
- Limit the number of traps per fishing vessels
- Purchase fishing permits and/or vessels from fishers
- Set commercial catch quotas
- Set commercial catch quotas and habitat credits systems
- Set habitat credits systems.

### 13.3.3 Reduce Unwanted catch, Discards and Impacts on seabed communities

<b>Based on the collated evidence, what is the current assessment of the effectiveness of interventions for reduce unwanted catch, discards and impacts on seabed communities?</b>	
<b>Likely to be beneficial</b>	<ul style="list-style-type: none"> <li>• Fit one or more mesh escape panels/windows to trawl nets</li> <li>• Fit one or more soft, semi-rigid, or rigid grids or frames to trawl nets</li> <li>• Modify the design of dredges</li> <li>• Modify the position of traps</li> <li>• Use a larger codend mesh size on trawl nets</li> <li>• Use a midwater/semi-pelagic trawl instead of bottom/demersal trawl</li> </ul>
<b>Unknown effectiveness</b>	<ul style="list-style-type: none"> <li>• Fit a funnel (such as a sievenet) or other escape devices on shrimp/prawn trawl nets</li> <li>• Fit one or more mesh escape panels/windows and one or more soft, rigid or semi-rigid grids or frames to trawl nets</li> <li>• Fit one or more mesh escape panels/windows to trawl nets and use a square mesh instead of a diamond mesh codend</li> <li>• Fit one or more soft, semi-rigid, or rigid grids or frames and increase the mesh size of pots and traps</li> <li>• Fit one or more soft, semi-rigid, or rigid grids or frames on pots and traps</li> </ul>

	<ul style="list-style-type: none"> <li>• Fit one or more soft, semi-rigid, or rigid grids or frames to trawl nets and use square mesh instead of a diamond mesh at the codend</li> <li>• Hand harvest instead of using a dredge</li> <li>• Increase the mesh size of pots and traps</li> <li>• Modify the design of traps</li> <li>• Modify the design/attachments of a shrimp/prawn W-trawl net</li> <li>• Reduce the number or modify the arrangement of tickler chains/chain mats on trawl nets</li> <li>• Use a larger mesh size on trammel nets</li> <li>• Use a pulse trawl instead of a beam trawl</li> <li>• Use a smaller beam trawl</li> <li>• Use a square mesh instead of a diamond mesh codend on trawl nets</li> <li>• Use an otter trawl instead of a beam trawl</li> <li>• Use an otter trawl instead of a dredge</li> <li>• Use different bait species in traps</li> <li>• Use traps instead of fishing nets</li> </ul>
<p><b>No evidence found (no assessment)</b></p>	<ul style="list-style-type: none"> <li>• Fit one or more mesh escape panels/windows on pots and traps</li> <li>• Limit the maximum weight and/or size of bobbins on the footrope</li> <li>• Modify harvest methods of macroalgae</li> <li>• Modify trawl doors to reduce sediment penetration</li> <li>• Outfit trawls with a raised footrope</li> <li>• Release live unwanted catch first before handling commercial species</li> <li>• Set unwanted catch quotas</li> <li>• Use alternative means of getting mussel seeds rather than dredging from natural mussel beds</li> <li>• Use hook and line fishing instead of other fishing methods</li> <li>• Use lower water pressure during hydraulic dredging</li> <li>• Use more than one net on otter trawls</li> </ul>

## Likely to be beneficial

### ● **Fit one or more mesh escape panels/windows to trawl nets**

Seven studies examined the effects of adding one or more mesh escape panels/windows to trawl nets on subtidal benthic invertebrate populations. Six were in the North Sea (Belgium, Netherlands, UK), two in the Thames estuary (UK), one in the English Channel (UK), and one in the Gulf of Carpentaria (Australia).

COMMUNITY RESPONSE (0 STUDIES)

POPULATION RESPONSE (7 STUDIES)

Overall survival (1 study): One replicated, paired, controlled study in the English Channel and the North Sea found that fitting nets with either one of seven designs of square mesh escape panels (varying mesh size and twine type) led to higher survival rates of invertebrates that escaped the nets compared to unmodified nets.

Unwanted catch overall abundance (7 studies): Three of seven replicated, paired, controlled studies in the North Sea, the Thames estuary, the English Channel and the Gulf of Carpentaria found that trawl nets fitted with one or more mesh escape panels/windows/zones reduced the unwanted catch of invertebrates compared to unmodified nets. Two found mixed effects of fitting escape panels on the unwanted catch of invertebrates and fish depending on the panel design. Two found that trawl nets fitted with escape panels caught similar amounts of unwanted invertebrates and fish compared to unmodified nets.

OTHERS (7 STUDIES)

Commercially targeted catch abundance (7 studies): Three of seven replicated, paired, controlled studies in the North Sea, the Thames estuary, the English Channel and the Gulf of Carpentaria, found that trawl nets fitted with one or more mesh escape panels/windows/zones caught similar amounts of all or most commercial species to unmodified nets. Three found mixed effects of fitting escape panels on the catch of all or most commercial species depending on the species and/or panel design. One found that trawl nets fitted with escape panels reduced the catch of commercial species compared to unmodified nets.

*Assessment: likely to be beneficial (effectiveness 60%; certainty 50%; harms 5%).*

<https://www.conservationevidence.com/actions/2132>

### ● **Fit one or more soft, semi-rigid, or rigid grids or frames to trawl nets**

Two studies examined the effects of fitting one or more soft, semi-rigid, or rigid grids or frames to trawl nets on subtidal benthic invertebrate populations. The studies were in the Gulf of Carpentaria and Spencer Gulf (Australia).

COMMUNITY RESPONSE (0 STUDIES)

POPULATION RESPONSE (2 STUDIES)

Unwanted catch abundance (1 study): Two replicated, paired, controlled studies in the Gulf of Carpentaria and in Spencer Gulf found that nets fitted with a 'downward'-oriented grid but not an 'upward'-oriented grid reduced the weight of small unwanted catch and that both grid orientations caught fewer unwanted large sponges, and that nets fitted with two sizes of grids reduced the number and biomass of unwanted blue swimmer crabs and giant cuttlefish caught, compared to unmodified nets.

OTHER (2 STUDIES)

Commercial catch abundance (2 studies): Two replicated, paired, controlled studies in the Gulf of Carpentaria and Spencer Gulf found that nets fitted with a 'downward'-oriented grid or a small grid reduced the catch of commercially targeted prawns, compared to unmodified nets, but those fitted with an 'upward'-oriented grid or a large grid caught similar amounts to unmodified nets.

*Assessment: likely to be beneficial (effectiveness 60%; certainty 40%; harms 0%).*

<https://www.conservationevidence.com/actions/2133>

### ● **Modify the design of dredges**

Six studies examined the effects of modifying the design of dredges on subtidal benthic invertebrate populations. Four were in the North Atlantic Ocean (Portugal) and two were in the Irish Sea (Isle of Man).

COMMUNITY RESPONSE (1 STUDY)

Unwanted catch overall composition (1 study): One replicated, controlled, study in the Irish Sea found that a new design of scallop dredge caught a similar species composition of unwanted catch to a traditional dredge.

POPULATION RESPONSE (3 STUDIES)

Overall abundance (2 studies): One of two controlled studies in the North Atlantic Ocean and in the Irish Sea found that a new dredge design damaged or killed fewer invertebrates left in the sediment tracks following dredging. The other found no difference in total invertebrate abundance or biomass living in or on the sediment tracks following fishing with two dredge designs.



Unwanted catch overall abundance (2 studies): Two controlled studies (one replicated) in the North Atlantic Ocean and the Irish Sea found that a modified or a new design of bivalve dredge caught less unwanted catch compared to traditional unmodified dredges.

Unwanted catch condition (6 studies): Six controlled studies (one replicated and paired, four replicated) in the North Atlantic Ocean and the Irish Sea found that new or modified bivalve dredges damaged or killed similar proportions of unwanted catch (retained and/or escaped) compared to traditional or unmodified designs, three of which also found that they did not reduce the proportion of damaged or dead unwanted crabs (retained and/or escaped).

OTHER (1 study)

Commercial catch abundance (1 study): One replicated, controlled, study in the Irish Sea found that a new dredge design caught a similar amount of commercially targeted queen scallops compared to a traditional dredge. *Assessment: likely to be beneficial (effectiveness 40%; certainty 42%; harms 19%).*

<https://www.conservationevidence.com/actions/2119>

## ● **Modify the position of traps**

Two studies examined the effects of modifying the position of traps on subtidal benthic invertebrate populations. One study was in the Varangerfjord (Norway), the other in the North Atlantic Ocean (Spain).

COMMUNITY RESPONSE (1 STUDY)

Unwanted catch species richness/diversity (1 study): One replicated, controlled study in the North Atlantic found that semi-floating traps caught fewer unwanted catch species compared to standard bottom traps.

POPULATION RESPONSE (2 STUDIES)

Unwanted catch abundance (2 studies): Two replicated, controlled studies in the Varangerfjord and the North Atlantic found that floating or semi-floating traps caught fewer unwanted invertebrates compared to standard bottom traps.

OTHER (2 STUDIES)

Commercial catch abundance (2 studies): Two replicated, controlled studies in the Varangerfjord and the North Atlantic found that floating or semi-floating traps caught similar amounts (abundance and biomass) of commercially targeted species as standard bottom traps.

*Assessment: likely to be beneficial (effectiveness 65%; certainty 40%; harms 0%).*

<https://www.conservationevidence.com/actions/2144>

### ● Use a larger codend mesh size on trawl nets

One study examined the effects of using a larger codend mesh size on trawl nets on unwanted catch of subtidal benthic invertebrate populations. The study was in the Gulf of Mexico (Mexico).

#### COMMUNITY RESPONSE (1 STUDY)

Unwanted catch species richness/diversity (1 study): One replicated, paired, controlled study in the Gulf of Mexico found that trawl nets fitted with a larger mesh codend caught fewer combined species of non-commercial unwanted invertebrates and fish compared to a traditional codend.

#### POPULATION RESPONSE (1 STUDY)

Unwanted catch abundance (1 study): One replicated, paired, controlled study in the Gulf of Mexico found that trawl nets fitted with a larger mesh codend caught lower combined biomass and abundance of non-commercial unwanted invertebrates and fish compared to a traditional codend.

#### OTHER (1 STUDY)

Commercial catch abundance (1 study): One replicated, paired, controlled study in the Gulf of Mexico found that trawl nets fitted with a larger mesh codend caught less biomass and abundance of commercially targeted shrimps compared to a traditional codend, but that the biomass ratios of commercially targeted to discard species was similar for both.

*Assessment: likely to be beneficial (effectiveness 65%; certainty 42%; harms 0%).*

<https://www.conservationevidence.com/actions/2135>

### ● Use a midwater/semi-pelagic trawl instead of bottom/demersal trawl

One study examined the effects of using a semi-pelagic trawl instead of a demersal trawl on subtidal benthic invertebrates. The study was in the Indian Ocean (Australia).

#### COMMUNITY RESPONSE (0 STUDIES)

#### POPULATION RESPONSE (1 STUDY)

Overall abundance (1 study): One replicated, controlled, study in the Indian Ocean found that fishing with a semi-pelagic trawl did not reduce the abundance of large sessile invertebrates, which was similar to non-trawled plots, but a demersal trawl did.

#### OTHER (1 STUDY)

Commercial catch abundance (1 study): One replicated, controlled, study in the Indian Ocean found that fishing with a semi-pelagic trawl reduced

the abundance of retained commercially targeted fish compared to fishing with a demersal trawl.

*Assessment: likely to be beneficial (effectiveness 70%; certainty 41%; harms 0%).*

<https://www.conservationevidence.com/actions/2118>

## Unknown effectiveness

### ● **Fit a funnel (such as a sievenet) or other escape devices on shrimp/prawn trawl nets**

One study examined the effects of fitting a funnel, sievenet, or other escape devices on trawl nets on marine subtidal invertebrate. The study was in the North Sea (UK).

COMMUNITY RESPONSE (0 STUDIES)

POPULATION RESPONSE (1 STUDY)

Unwanted catch abundance (1 study): One replicated, paired, controlled study in the North Sea found that trawl nets fitted with a sievenet appeared to catch fewer unwanted catch of non-commercial invertebrates compared to unmodified nets.

*Assessment: unknown effectiveness (effectiveness 65%; certainty 20%; harms 0%).*

<https://www.conservationevidence.com/actions/2131>

### ● **Fit one or more mesh escape panels/windows and one or more soft, rigid or semi-rigid grids or frames to trawl nets**

One study examined the effects on subtidal benthic invertebrate populations of fitting one or more mesh escape panels/windows and one or more soft, rigid or semi-rigid grids or frames to trawl nets. The study was in the Gulf of Carpentaria (Australia).

COMMUNITY RESPONSE (0 STUDIES)

POPULATION RESPONSE (1 STUDY)

Unwanted catch abundance (1 study): One replicated, paired, controlled study in Gulf of Carpentaria found that trawl nets fitted with an escape window and a grid reduced the total weight of small unwanted catch and caught fewer unwanted large sponges, compared to unmodified nets.

OTHER (1 STUDY)

Commercial catch abundance (1 study): One replicated, paired, controlled study in Carpentaria found that trawl nets fitted with an escape window

and a grid reduced the catch of commercially targeted prawns, compared to unmodified nets.

*Assessment: unknown effectiveness (effectiveness 65%; certainty 32%; harms 0%).*

<https://www.conservationevidence.com/actions/2134>

● **Fit one or more mesh escape panels/windows to trawl nets and use a square mesh instead of a diamond mesh codend**

One study examined the effects of fitting one or more mesh escape panels to trawl nets and using a square mesh instead of a diamond mesh codend on subtidal benthic invertebrate populations. The study was in the English Channel (UK).

COMMUNITY RESPONSE (0 STUDIES)

POPULATION RESPONSE (1 STUDY)

Unwanted catch abundance (1 study): One replicated, paired, controlled study in the English Channel found that trawl nets fitted with two large square mesh release panels and a square mesh codend caught fewer unwanted catch of non-commercial invertebrates compared to standard trawl nets.

OTHER (1 STUDY)

Commercial catch abundance (1 study): One replicated, paired, controlled study in the English Channel found that trawl nets fitted with two large square mesh release panels and a square mesh codend caught fewer commercial shellfish, and fewer but more valuable commercially important fish, compared to standard trawl nets.

*Assessment: unknown effectiveness (effectiveness 65%; certainty 30%; harms 0%).*

<https://www.conservationevidence.com/actions/2138>

● **Fit one or more soft, semi-rigid, or rigid grids or frames and increase the mesh size of pots and traps**

One study examined the effects of fitting one or more soft, semi-rigid, or rigid grids or frames and increasing the mesh size of pots and traps on subtidal benthic invertebrates. The study took place in the Corindi River system (Australia).

COMMUNITY RESPONSE (0 STUDIES)

POPULATION RESPONSE (1 STUDY)

Unwanted catch abundance (1 study): One replicated, controlled study in the Corindi River system found that traps fitted with escape frames and

designed with larger mesh appeared to reduce the proportion of unwanted undersized mud crabs caught, compared to conventional traps without escape frames and smaller mesh.

*Assessment: unknown effectiveness (effectiveness 50%; certainty 20%; harms 10%).*

<https://www.conservationevidence.com/actions/2149>

● **Fit one or more soft, semi-rigid, or rigid grids or frames on pots and traps**

One study examined the effects of fitting one or more soft, semi-rigid, or rigid grids or frames on pots and traps on subtidal benthic invertebrates. The study took place in the Corindi River system (Australia).

COMMUNITY RESPONSE (0 STUDIES)

POPULATION RESPONSE (1 STUDY)

Unwanted catch abundance (1 study): One replicated, controlled study in the Corindi River system found that traps fitted with escape frames appeared to reduce the proportion of unwanted undersized mud crabs caught, compared to conventional traps without escape frames.

*Assessment: unknown effectiveness (effectiveness 55%; certainty 20%; harms 0%).*

<https://www.conservationevidence.com/actions/2146>

● **Fit one or more soft, semi-rigid, or rigid grids or frames to trawl nets and use square mesh instead of a diamond mesh at the codend**

One study examined the effects of fitting one or more soft, semi-rigid, or rigid grids or frames to trawl nets and using a square mesh codend on subtidal benthic invertebrates. The study was in the Gulf of St Vincent (Australia).

COMMUNITY RESPONSE (0 STUDIES)

POPULATION RESPONSE (1 STUDY)

Unwanted catch abundance (1 study): One replicated, paired, controlled study in Gulf of St Vincent found that trawl nets fitted with a rigid U-shaped grid and a square-oriented mesh codend reduced the catch rates of three dominant groups of unwanted invertebrate catch species, compared to unmodified nets.

OTHER (1 STUDY)

Commercial catch abundance (1 study): One replicated, paired, controlled study in the Gulf of St Vincent found that trawl nets fitted with a rigid U-shaped grid and a square-oriented mesh codend reduced the catch rates

of the commercially targeted western king prawn, due to reduced catch of less valuable smaller-sized prawns, compared to unmodified nets.

*Assessment: unknown effectiveness (effectiveness 70%; certainty 20%; harms 0%).*

<https://www.conservationevidence.com/actions/2137>

### ● **Hand harvest instead of using a dredge**

Two studies examined the effects of hand harvesting instead of using a dredge on subtidal benthic invertebrate populations. Both were in San Matías Gulf, South Atlantic Ocean (Argentina).

#### COMMUNITY RESPONSE (2 STUDIES)

Unwanted catch community composition (1 study): One replicated, controlled study in San Matías Gulf found that, when harvesting mussels, the community composition of the unwanted catch was similar by hand harvesting and by using a dredge.

Unwanted catch richness/diversity (1 study): One replicated, controlled study in San Matías Gulf found that, when harvesting mussels, hand harvesting caught fewer species of unwanted catch compared to using a dredge.

#### POPULATION RESPONSE (2 STUDIES)

Unwanted catch abundance (1 study): One replicated, controlled study in San Matías Gulf found that, when harvesting mussels, hand harvesting caught fewer unwanted sea urchins and brittle stars compared to using a dredge.

Unwanted catch condition (1 study): One replicated, controlled study in San Matías Gulf found that, when harvesting mussels, the damage caused to unwanted sea urchins and brittle stars was similar by hand harvesting and by using a dredge.

#### OTHER 1 STUDY)

Commercial catch abundance (1 study): One replicated, controlled study in San Matías Gulf found that more commercially targeted mussels were caught by hand harvesting than by using a dredge.

*Assessment: unknown effectiveness (effectiveness 45%; certainty 18%; harms 10%).*

<https://www.conservationevidence.com/actions/2121>

### ● **Increase the mesh size of pots and traps**

One study examined the effects of increasing the mesh size of pots and traps on subtidal benthic invertebrates. The study took place in the Corindi River system (Australia).

#### COMMUNITY RESPONSE (0 STUDIES)

#### POPULATION RESPONSE (1 STUDY)

Unwanted catch abundance (1 study): One replicated, controlled study in the Corindi River system found that traps designed with larger mesh appeared to reduce the proportion of unwanted undersized mud crabs caught, compared to conventional traps of smaller mesh.

*Assessment: unknown effectiveness (effectiveness 61%; certainty 29%; harms 0%).*

<https://www.conservationevidence.com/actions/2148>

### ● **Modify the design of traps**

Two studies examined the effects of modifying the design of traps on subtidal benthic invertebrates. One study took place in the Mediterranean Sea (Spain), and one in the South Pacific Ocean (New Zealand).

COMMUNITY RESPONSE (0 STUDIES)

POPULATION RESPONSE (2 STUDIES)

Unwanted catch abundance (2 studies): Two replicated, controlled studies in the Mediterranean Sea and the South Pacific Ocean found that the amount of combined unwanted catch of invertebrates and fish varied with the type of trap design used and the area.

OTHER (1 STUDY)

Commercial catch abundance (1 study): One replicated, controlled study in the Mediterranean Sea found that plastic traps caught some legal-size commercially targeted lobsters while collapsible traps caught none.

*Assessment: unknown effectiveness (effectiveness 40%; certainty 21%; harms 20%).*

<https://www.conservationevidence.com/actions/2143>

### ● **Modify the design/attachments of a shrimp/prawn W-trawl net**

One study examined the effects of modifying the design/attachments of a W-trawl net used in shrimp/prawn fisheries on unwanted catch of subtidal benthic invertebrate. The study was in Moreton Bay (Australia).

COMMUNITY RESPONSE (0 STUDIES)

POPULATION RESPONSE (1 STUDY)

Unwanted catch overall abundance (1 study): One replicated, paired, controlled study in Moreton Bay found that four designs of W-trawl nets used in shrimp/prawn fisheries caught less non-commercial unwanted catch of crustaceans compared to a traditional Florida Flyer trawl net.

OTHERS (1 STUDY)

Commercial catch abundance (1 study): One replicated, paired, controlled study in Moreton Bay found that four designs of W-trawl nets used in shrimp/

prawn fisheries caught lower amounts of the commercially targeted prawn species compared to a traditional Florida Flyer trawl net.

*Assessment: unknown effectiveness (effectiveness 61%; certainty 24%; harms 0%).*

<https://www.conservationevidence.com/actions/2139>

### ● **Reduce the number or modify the arrangement of tickler chains/chain mats on trawl nets**

Three studies examined the effects of reducing the number or modifying the arrangement of tickler chains/chain mats on subtidal benthic invertebrates. All studies were in the North Sea (Germany and Netherlands).

COMMUNITY RESPONSE (0 STUDIES)

POPULATION RESPONSE (3 STUDIES)

Overall abundance (1 study): One replicated, paired, controlled study in the North Sea found that using a beam trawl with a chain mat caused lower mortality of benthic invertebrates in the trawl tracks compared to using a beam trawl with tickler chains.

Unwanted catch abundance (2 studies): One of two replicated, paired, controlled studies in the North Sea found that all three modified parallel tickler chain arrangements reduced the combined amount of non-commercial unwanted invertebrate and fish catch compared to unmodified trawl nets, but the other found that none of three modified parabolic tickler chain arrangements reduced it.

OTHER (2 STUDIES)

Commercial catch abundance (2 studies): One of two replicated, paired, controlled studies in the North Sea found that three modified parabolic tickler chain arrangements caught similar amounts of commercial species to unmodified nets, but the other found that three modified parallel tickler chain arrangements caught lower amounts.

*Assessment: unknown effectiveness (effectiveness 43%; certainty 32%; harms 10%).*

<https://www.conservationevidence.com/actions/2140>

### ● **Use a larger mesh size on trammel nets**

One study examined the effects of using a larger mesh size on trammel nets on subtidal benthic invertebrates. The study was in the North Atlantic Ocean (Portugal).

COMMUNITY RESPONSE (1 STUDY)

Unwanted catch community composition (1 study): One replicated, controlled, study in the North Atlantic Ocean found that using larger mesh sizes in the



inner and/or outer panels of trammel nets did not affect the community composition of unwanted catch of non-commercial invertebrates (discard).

POPULATION RESPONSE (1 STUDY)

Unwanted catch abundance (1 study): One replicated, controlled, study in the North Atlantic Ocean found that using larger mesh sizes in the inner and/or outer panels of trammel nets did not reduce the abundance of unwanted catch of non-commercial invertebrates (discard).

*Assessment: unknown effectiveness (effectiveness 20%; certainty 36%; harms 0%).*

<https://www.conservationevidence.com/actions/2141>

### ● **Use a pulse trawl instead of a beam trawl**

One study examined the effects of using a pulse trawl instead of a beam trawl on subtidal benthic invertebrates. The study was in the North Sea (Netherlands).

COMMUNITY RESPONSE (0 STUDIES)

POPULATION RESPONSE (1 STUDY)

Unwanted catch abundance (1 study): One replicated, controlled, study in the North Sea found that pulse trawls caught less unwanted invertebrate catch compared to traditional beam trawls, but the effects varied with species.

OTHER (1 STUDY)

Commercial catch abundance (1 study): One replicated, controlled, study in the North Sea found that pulse trawls reduced the volume of commercial catch by 19% compared to beam trawls.

*Assessment: unknown effectiveness (effectiveness 41%; certainty 34%; harms 15%).*

<https://www.conservationevidence.com/actions/2126>

### ● **Use a smaller beam trawl**

One study examined the effects of using a smaller beam trawl on subtidal benthic invertebrates. The study was in the North Sea (Germany and Netherlands).

COMMUNITY RESPONSE (0 STUDIES)

POPULATION RESPONSE (1 STUDY)

Overall abundance (1 study): One replicated, paired, controlled study in the North Sea found that a smaller beam trawl caused similar mortality of invertebrates in the trawl tracks compared to a larger beam trawl.

*Assessment: unknown effectiveness (effectiveness 30%; certainty 35%; harms 0%).*

<https://www.conservationevidence.com/actions/2127>

● **Use a square mesh instead of a diamond mesh codend on trawl nets**

One study examined the effects of using a square mesh instead of a diamond mesh codend on trawl nets on unwanted catch of subtidal benthic invertebrate populations. The study was in the English Channel (UK).

COMMUNITY RESPONSE (0 STUDIES)

POPULATION RESPONSE (1 STUDY)

Unwanted catch abundance (1 study): One replicated, paired, controlled study in the English Channel found that a trawl net with a square mesh codend caught less non-commercial unwanted invertebrates in one of two areas, and similar amounts in the other area, compared to a standard diamond mesh codend.

OTHER (1 STUDY)

Commercial catch abundance (1 study): One replicated, paired, controlled study in the English Channel found that a trawl net with a square mesh codend caught similar amounts of commercially targeted fish species in two areas, and that in one of two areas it caught more commercially important shellfish, compared to a standard diamond mesh codend.

*Assessment: unknown effectiveness (effectiveness 50%; certainty 20%; harms 10%).*

<https://www.conservationevidence.com/actions/2136>

● **Use an otter trawl instead of a beam trawl**

One study examined the effects of using an otter trawl instead of a beam trawl on subtidal benthic invertebrates. The study was in the North Sea (Germany and Netherlands).

COMMUNITY RESPONSE (0 STUDIES)

POPULATION RESPONSE (1 STUDY)

Overall abundance (1 study): One replicated, paired, controlled study in the North Sea found that otter trawls caused similar mortality of invertebrates in the trawl tracks compared to beam trawls in sandy areas but lower mortality in silty areas.

*Assessment: unknown effectiveness (effectiveness 50%; certainty 34%; harms 10%).*

<https://www.conservationevidence.com/actions/2125>

● **Use an otter trawl instead of a dredge**

One study examined the effects of using an otter trawl instead of a dredge on subtidal benthic invertebrates. The study was in the Irish Sea (Isle of Man).

COMMUNITY RESPONSE (1 STUDY)

Unwanted catch overall composition (1 study): One replicated, controlled, study in the Irish Sea found that an otter trawl caught a different species composition of unwanted invertebrate and fish species (combined) compared to two scallop dredges.

POPULATION RESPONSE (1 STUDY)

Overall abundance (1 study): One replicated, controlled, study in the Irish Sea found no difference in total invertebrate abundance and biomass living in or on the sediment of the trawl tracks following fishing with either an otter trawl or two scallop dredges.

Unwanted catch overall abundance (1 study): One replicated, controlled, study in the Irish Sea found that an otter trawl caught fewer unwanted invertebrates and fish (combined) compared to two scallop dredges.

OTHER (1 STUDY)

Commercial catch abundance (1 study): One replicated, controlled, study in the Irish Sea found that an otter trawl caught similar number of commercially targeted queen scallops compared to two scallop dredges.

*Assessment: unknown effectiveness (effectiveness 45%; certainty 35%; harms 0%).*

<https://www.conservationevidence.com/actions/2123>

● **Use different bait species in traps**

One study examined the effects of using different bait species in traps on subtidal benthic invertebrates. The study took place in the South Pacific Ocean (New Zealand).

COMMUNITY RESPONSE (0 STUDIES)

POPULATION RESPONSE (1 STUDY)

Unwanted catch abundance (1 study): One replicated, controlled study in the South Pacific Ocean found that the type of bait used in fishing pots did not change the amount of unwanted invertebrates caught.

*Assessment: unknown effectiveness (effectiveness 1%; certainty 37%; harms 0%).*

<https://www.conservationevidence.com/actions/2145>

● **Use traps instead of fishing nets**

One study examined the effects of using traps instead of fishing nets on subtidal benthic invertebrates. The study took place in the Mediterranean Sea (Spain).

COMMUNITY RESPONSE (0 STUDIES)

POPULATION RESPONSE (1 STUDY)

Unwanted catch abundance (1 study): One replicated, controlled study in the Mediterranean Sea found that the combined amount of unwanted catch of invertebrates and fish appeared lower using plastic traps than trammel nets, but higher using collapsible traps.

OTHER (1 STUDY)

Commercial catch abundance (1 study): One replicated, controlled study in the Mediterranean Sea found that the catch of commercially targeted lobsters was lower using traps than in trammel nets.

*Assessment: unknown effectiveness (effectiveness 40%; certainty 32%; harms 20%).*

<https://www.conservationevidence.com/actions/2142>

### **No evidence found (no assessment)**

We have captured no evidence for the following interventions:

- Fit one or more mesh escape panels/windows on pots and traps
- Limit the maximum weight and/or size of bobbins on the footrope
- Modify harvest methods of macroalgae
- Modify trawl doors to reduce sediment penetration
- Outfit trawls with a raised footrope
- Release live unwanted catch first before handling commercial species
- Set unwanted catch quotas
- Use alternative means of getting mussel seeds rather than dredging from natural mussel beds
- Use hook and line fishing instead of other fishing methods
- Use lower water pressure during hydraulic dredging
- Use more than one net on otter trawls.

# 13.4 Threat: Human intrusions and disturbances

---

## 13.4.1 Recreational Activities

<b>Based on the collated evidence, what is the current assessment of the effectiveness of interventions for recreational activities?</b>	
<b>No evidence found (no assessment)</b>	<ul style="list-style-type: none"><li>• Limit, cease or prohibit access for recreational purposes</li><li>• Limit, cease or prohibit recreational diving</li><li>• Limit, cease or prohibit recreational fishing and/or harvesting</li></ul>

### **No evidence found (no assessment)**

We have captured no evidence for the following interventions:

- Limit, cease or prohibit access for recreational purposes
- Limit, cease or prohibit recreational diving
- Limit, cease or prohibit recreational fishing and/or harvesting.

# 13.5 Threat: Invasive and other problematic species, genes and diseases

---

## 13.5.1 Aquaculture

<b>Based on the collated evidence, what is the current assessment of the effectiveness of interventions for aquaculture?</b>	
<b>No evidence found (no assessment)</b>	<ul style="list-style-type: none"><li>• Implement quarantine to avoid accidental introduction of disease, non-native or problem species</li><li>• Implement regular inspections to avoid accidental introduction of disease or non-native or problem species</li><li>• Import spat and/or eggs to aquaculture facilities rather than juveniles and adults to reduce the risk of introducing hitchhiking species</li><li>• Prevent the attachment of biofouling organisms/species in aquaculture</li><li>• Reduce and/or eradicate aquaculture escapees in the wild</li><li>• Remove biofouling organisms/species in aquaculture</li><li>• Source spat and juveniles from areas or hatcheries not infested with diseases or non-native or problematic species</li><li>• Use native species instead of non-native species in aquaculture systems</li><li>• Use sterile individuals in aquaculture systems using non-native species</li></ul>

**No evidence found (no assessment)**

We have captured no evidence for the following interventions:

- Implement quarantine to avoid accidental introduction of disease, non-native or problem species
- Implement regular inspections to avoid accidental introduction of disease or non-native or problem species
- Import spat and/or eggs to aquaculture facilities rather than juveniles and adults to reduce the risk of introducing hitchhiking species
- Prevent the attachment of biofouling organisms/species in aquaculture
- Reduce and/or eradicate aquaculture escapees in the wild
- Remove biofouling organisms/species in aquaculture
- Source spat and juveniles from areas or hatcheries not infested with diseases or non-native or problematic species
- Use native species instead of non-native species in aquaculture systems
- Use sterile individuals in aquaculture systems using non-native species.

### 13.5.2 Shipping, transportation and anthropogenic structures

<b>Based on the collated evidence, what is the current assessment of the effectiveness of interventions for Shipping, transportation and anthropogenic structures?</b>	
<b>No evidence found (no assessment)</b>	<ul style="list-style-type: none"><li>• Clean anthropogenic platforms, structures or equipment</li><li>• Clean the hull, anchor and chain of commercial and recreational vessels</li><li>• Limit, cease or prohibit ballast water exchange in specific areas</li><li>• Treat ballast water before exchange</li><li>• Use antifouling coatings on the surfaces of vessels and anthropogenic structures</li></ul>



## No evidence found (no assessment)

We have captured no evidence for the following interventions:

- Clean anthropogenic platforms, structures or equipment
- Clean the hull, anchor and chain of commercial and recreational vessels
- Limit, cease or prohibit ballast water exchange in specific areas
- Treat ballast water before exchange
- Use antifouling coatings on the surfaces of vessels and anthropogenic structures.

### 13.5.3 Other

<b>Based on the collated evidence, what is the current assessment of the effectiveness of interventions for sources of non-native, invasive or other problematic species?</b>	
<b>Unknown effectiveness</b>	<ul style="list-style-type: none"> <li>• Remove or capture non-native, invasive or other problematic species</li> </ul>
<b>No evidence found (no assessment)</b>	<ul style="list-style-type: none"> <li>• Limit, cease or prohibit the sale and/or transportation of commercial non-native species</li> <li>• Use biocides or other chemicals to control non-native, invasive or other problematic species</li> <li>• Use biological control to manage non-native, invasive or other problematic species populations</li> <li>• Use of non-native, invasive or other problematic species from populations established in the wild for recreational or commercial purposes</li> </ul>

## Unknown effectiveness

### ● Remove or capture non-native, invasive or other problematic species

One study examined the effects of removing or capturing non-native, invasive or other problematic species on subtidal benthic invertebrates. The study was in the South Atlantic Ocean (Brazil).



COMMUNITY RESPONSE (0 STUDIES)

POPULATION RESPONSE (1 STUDY)

Cnidarian abundance (1 study): One replicated, controlled, before-and-after study in the southwest Atlantic found that, regardless of the method used, removing invasive corals reduced the cover of native zoanthids.

Sponge abundance (1 study): One replicated, controlled, before-and-after study in the southwest Atlantic found that the effect of removing invasive corals on the cover of native sponges varied with the removal method used.

*Assessment: unknown effectiveness (effectiveness 40%; certainty 23%; harms 22%).*

<https://www.conservationevidence.com/actions/2173>

### **No evidence found (no assessment)**

We have captured no evidence for the following interventions:

- Limit, cease or prohibit the sale and/or transportation of commercial non-native species
- Use biocides or other chemicals to control non-native, invasive or other problematic species
- Use biological control to manage non-native, invasive or other problematic species populations
- Use of non-native, invasive or other problematic species from populations established in the wild for recreational or commercial purposes.

## 13.6 Threat: Pollution

---

### 13.6.1 General

<b>Based on the collated evidence, what is the current assessment of the effectiveness of interventions for pollution?</b>	
<b>Unknown effectiveness</b>	<ul style="list-style-type: none"><li>• Add chemicals or minerals to sediments to remove or neutralise pollutants</li></ul>
<b>No evidence found (no assessment)</b>	<ul style="list-style-type: none"><li>• Establish pollution emergency plans</li><li>• Transplant/translocate 'bioremediating' species</li></ul>

#### Unknown effectiveness

##### ● **Add chemicals or minerals to sediments to remove or neutralise pollutants**

Two studies examined the effects of adding chemicals or minerals to sediments to remove or neutralise pollutants on subtidal benthic invertebrate populations. Both studies evaluated the use of coal ash in Hiroshima Bay (Japan).

COMMUNITY RESPONSE (1 STUDY)

Overall richness/diversity (1 study): One controlled, before-and-after study in Hiroshima Bay found that adding coal ash increased invertebrate species richness in winter but not summer compared to untreated sites.

POPULATION RESPONSE (2 STUDIES)

Overall abundance (2 studies): One controlled, before-and-after study in Hiroshima Bay found that adding coal ash increased invertebrate abundance in winter but not summer compared to untreated sites. One controlled study in Hiroshima Bay found that one of two types of coal ash increased combined invertebrate and fish abundance, but not biomass.

Assessment: unknown effectiveness (effectiveness 40%; certainty 20%; harms 0%).

<https://www.conservationevidence.com/actions/2176>

## No evidence found (no assessment)

We have captured no evidence for the following interventions:

- Establish pollution emergency plans
- Transplant/translocate 'bioremediating' species.

## 13.6.2 Domestic and urban wastewater

Based on the collated evidence, what is the current assessment of the effectiveness of interventions for domestic and urban wastewater?	
Likely to be beneficial	<ul style="list-style-type: none"><li>• Limit, cease or prohibit the dumping of sewage sludge</li></ul>
Unknown effectiveness	<ul style="list-style-type: none"><li>• Set or improve minimum sewage treatment standards</li></ul>
No evidence found (no assessment)	<ul style="list-style-type: none"><li>• Limit the amount of storm wastewater overflow</li><li>• Limit, cease or prohibit the dumping of untreated sewage</li></ul>

## Likely to be beneficial

### ● Limit, cease or prohibit the dumping of sewage sludge

Two studies examined the effects of ceasing or prohibiting the dumping of sewage sludge on subtidal benthic invertebrate populations. One study was in the New York Bight (USA), one in the North Sea (UK).

COMMUNITY RESPONSE (2 STUDIES)

Overall community composition (2 studies): One before-and-after, site comparison study in the New York Bight found that after ceasing sewage

sludge dumping, overall invertebrate community composition became more similar to less disturbed sites. One replicated, site comparison study in the North Sea found that overall invertebrate community composition changed but remained different to that of natural sites.

#### POPULATION RESPONSE (2 STUDIES)

Overall abundance (1 study): One replicated, site comparison study in the North Sea found that after ceasing sewage sludge dumping, overall invertebrate abundance became similar to that of natural sites.

Worm abundance (1 study): One before-and-after, site comparison study in the New York Bight found that after ceasing sewage sludge dumping, abundance of pollution-indicator polychaete worms decreased and became similar to that of natural sites.

*Assessment: likely to be beneficial (effectiveness 70%; certainty 47%; harms 0%).*

<https://www.conservationevidence.com/actions/2179>

## Unknown effectiveness

### ● Set or improve minimum sewage treatment standards

One study examined the effects of improving minimum sewage treatment standards on subtidal benthic invertebrates. The study was in the Bay of Biscay (Spain).

#### COMMUNITY RESPONSE (1 STUDY)

Overall community composition (1 study): One before-and-after, site comparison study in the Bay of Biscay found that after introducing a secondary treatment of sewage wastewaters, invertebrate community composition at an impacted site did not significantly change compared to unimpacted sites.

Overall richness/diversity (1 study): One before-and-after, site comparison study in the Bay of Biscay found that after introducing a secondary treatment of sewage wastewaters, invertebrate richness and diversity at an impacted site did not significantly change compared to unimpacted sites.

#### POPULATION RESPONSE (1 STUDY)

Overall abundance (1 study): One before-and-after, site comparison study in the Bay of Biscay found that after introducing a secondary treatment of sewage wastewaters, total cover of invertebrates significantly increased at an impacted site at 8 m but not 3 m depth, compared to unimpacted sites.

*Assessment: unknown effectiveness (effectiveness 23%; certainty 28%; harms 0%).*

<https://www.conservationevidence.com/actions/2180>

## No evidence found (no assessment)

We have captured no evidence for the following interventions:

- Limit the amount of storm wastewater overflow
- Limit, cease or prohibit the dumping of untreated sewage.

### 13.6.3 Industrial and military effluents

Based on the collated evidence, what is the current assessment of the effectiveness of interventions for industrial and military effluents?	
Unknown effectiveness	<ul style="list-style-type: none"> <li>• Remove or clean-up oil pollution following a spill</li> </ul>
No evidence found (no assessment)	<ul style="list-style-type: none"> <li>• Set regulatory ban on marine burial of nuclear waste</li> <li>• Use double hulls to prevent oil spills</li> </ul>

#### Unknown effectiveness

##### ● Remove or clean-up oil pollution following a spill

One study examined the effects of removing and cleaning-up oil pollution following a spill on subtidal benthic invertebrates. The study was in the Baltic Proper (Sweden).

COMMUNITY RESPONSE (0 STUDIES)

POPULATION RESPONSE (1 STUDY)

Mollusc condition (1 study): One replicated, controlled, before-and-after study in the Baltic Proper found that after cleaning-up spilled oil using high pressure hot water, crude oil content increased in mussels and did not naturally decrease over time, and was higher than in mussels from an uncleaned contaminated and a non-contaminated site.

*Assessment: unknown effectiveness (effectiveness 20%; certainty 26%; harms 30%).*

<https://www.conservationevidence.com/actions/2183>

## No evidence found (no assessment)

We have captured no evidence for the following interventions:

- Set regulatory ban on marine burial of nuclear waste
- Use double hulls to prevent oil spills.

### 13.6.4 Aquaculture effluents

<b>Based on the collated evidence, what is the current assessment of the effectiveness of interventions for aquaculture effluents?</b>	
<b>Unknown effectiveness</b>	<ul style="list-style-type: none"> <li>• Cease or prohibit aquaculture activity</li> <li>• Leave a fallow period during fish/shellfish farming</li> </ul>
<b>No evidence found (no assessment)</b>	<ul style="list-style-type: none"> <li>• Improve fish food and pellets to reduce aquaculture waste production</li> <li>• Locate aquaculture systems in areas with fast currents</li> <li>• Locate aquaculture systems in already impacted areas</li> <li>• Locate aquaculture systems in vegetated areas</li> <li>• Locate artificial reefs near aquaculture systems (and vice versa) to act as biofilters</li> <li>• Moor aquaculture cages so they move in response to changing current direction</li> <li>• Reduce aquaculture stocking densities</li> <li>• Reduce the amount of antibiotics used in aquaculture systems</li> <li>• Reduce the amount of pesticides used in aquaculture systems</li> <li>• Use other bioremediation methods in aquaculture</li> <li>• Use species from more than one level of a food web in aquaculture systems</li> </ul>

## Unknown effectiveness

### ● Cease or prohibit aquaculture activity

Two studies examined the effects of ceasing or prohibiting aquaculture activity on subtidal benthic invertebrate populations. Both studies were in the Mediterranean Sea (Italy and Spain).

#### COMMUNITY RESPONSE (2 STUDIES)

Overall community composition (1 study): One before-and-after, site comparison study in the Mediterranean Sea found that after ceasing aquaculture activity invertebrate community composition remained different to that of an unfarmed site.

Worm community composition (1 study): One before-and-after, site comparison study in the Mediterranean Sea found that after ceasing aquaculture activity worm community composition remained different to that of an unfarmed site.

#### POPULATION RESPONSE (2 STUDIES)

Overall abundance (1 study): One before-and-after, site comparison study in the Mediterranean Sea found that after ceasing aquaculture activity overall invertebrate abundance was similar to an unfarmed site.

Worm abundance (1 study): One before-and-after, site comparison study in the Mediterranean Sea found that after ceasing aquaculture activity abundance of health-indicating worms increased, and abundance of pollution-indicating worms decreased.

*Assessment: unknown effectiveness (effectiveness 25%; certainty 20%; harms 0%).*

<https://www.conservationevidence.com/actions/2185>

### ● Leave a fallow period during fish/shellfish farming

Three studies examined the effects of leaving a fallow period during fish farming on subtidal benthic invertebrate populations. Two studies were in the Tasman Sea (Australia), and one in the North Pacific Ocean (USA).

#### COMMUNITY RESPONSE (3 STUDIES)

Overall community composition (2 study): Two replicated, before-and-after, site comparison study in the Tasman Sea found that after a fallow period invertebrate community composition became similar to that occurring before the fish were added but remained different to communities at sites without fish farms.

Worm community composition (1 study): One replicated, before-and-after, site comparison study in the North Pacific Ocean found that after a fallow period polychaete worm community composition changed but remained different to communities at sites without fish farms.

Worm richness/diversity (1 study): One replicated, before-and-after, site comparison study in the North Pacific Ocean found that after a fallow period polychaete worm diversity did not change and remained lower compared to sites without fish farms.

#### POPULATION RESPONSE (2 STUDIES)

Worm abundance (2 studies): Two replicated, before-and-after, site comparison studies in the Tasman Sea and the North Pacific Ocean found that following a fallow period, abundances of pollution-indicator polychaete worms decreased, but remained higher compared to sites without fish farms.

*Assessment: unknown effectiveness (effectiveness 40%; certainty 35%; harms 0%).*

<https://www.conservationevidence.com/actions/2191>

### **No evidence found (no assessment)**

We have captured no evidence for the following interventions:

- Improve fish food and pellets to reduce aquaculture waste production
- Locate aquaculture systems in areas with fast currents
- Locate aquaculture systems in already impacted areas
- Locate aquaculture systems in vegetated areas
- Locate artificial reefs near aquaculture systems (and vice versa) to act as biofilters
- Moor aquaculture cages so they move in response to changing current direction
- Reduce aquaculture stocking densities
- Reduce the amount of antibiotics used in aquaculture systems
- Reduce the amount of pesticides used in aquaculture systems
- Use other bioremediation methods in aquaculture
- Use species from more than one level of a food web in aquaculture systems.



### 13.6.5 Agricultural and forestry effluents

<b>Based on the collated evidence, what is the current assessment of the effectiveness of interventions for agricultural and forestry effluents?</b>	
<b>No evidence found (no assessment)</b>	<ul style="list-style-type: none"><li>• Create artificial wetlands to reduce the amount of pollutants reaching the sea</li><li>• Establish aquaculture to extract the nutrients from run-offs</li><li>• Regulate the use, dosage and disposal of agrichemicals</li><li>• Treat wastewater from intensive livestock holdings</li></ul>

#### **No evidence found (no assessment)**

We have captured no evidence for the following interventions:

- Create artificial wetlands to reduce the amount of pollutants reaching the sea
- Establish aquaculture to extract the nutrients from run-offs
- Regulate the use, dosage and disposal of agrichemicals
- Treat wastewater from intensive livestock holdings.

### 13.6.6 Garbage and solid waste

<b>Based on the collated evidence, what is the current assessment of the effectiveness of interventions for garbage and solid waste?</b>	
<b>No evidence found (no assessment)</b>	<ul style="list-style-type: none"><li>• Bury electricity cables to reduce electromagnetic fields</li><li>• Install stormwater traps or grids</li><li>• Limit, cease or prohibit discharge of solid waste overboard from vessels</li><li>• Recover lost fishing gear</li><li>• Remove litter from the marine environment</li><li>• Use biodegradable panels in fishing pots</li></ul>

## No evidence found (no assessment)

We have captured no evidence for the following interventions:

- Bury electricity cables to reduce electromagnetic fields
- Install stormwater traps or grids
- Limit, cease or prohibit discharge of solid waste overboard from vessels
- Recover lost fishing gear
- Remove litter from the marine environment
- Use biodegradable panels in fishing pots.

### 13.6.7 Excess energy

**Based on the collated evidence, what is the current assessment of the effectiveness of interventions for excess energy?**

**No evidence found (no assessment)**

- Limit, cease or prohibit industrial and urban lighting at night
- Limit, cease or prohibit the discharge of cooling effluents from power stations
- Limit, cease or prohibit the use of sonars
- Reduce underwater noise (other than sonar)

## No evidence found (no assessment)

We have captured no evidence for the following interventions:

- Limit, cease or prohibit industrial and urban lighting at night
- Limit, cease or prohibit the discharge of cooling effluents from power stations
- Limit, cease or prohibit the use of sonars
- Reduce underwater noise (other than sonar).

### 13.6.8 Other pollution

<b>Based on the collated evidence, what is the current assessment of the effectiveness of interventions for other pollution?</b>	
<b>Likely to be beneficial</b>	<ul style="list-style-type: none"> <li>• Restrict the use of tributyltin or other toxic antifouling coatings</li> </ul>
<b>Unknown effectiveness</b>	<ul style="list-style-type: none"> <li>• Remove and clean-up shoreline waste disposal sites</li> </ul>
<b>No evidence found (no assessment)</b>	<ul style="list-style-type: none"> <li>• Limit, cease or prohibit the discharge of waste effluents overboard from vessels</li> <li>• Use non-toxic antifouling coatings on surfaces</li> </ul>

#### Likely to be beneficial

##### ● **Restrict the use of tributyltin or other toxic antifouling coatings**

Four studies examined the effects of restricting the use of tributyltin as an antifouling coating on subtidal benthic invertebrate populations. One study was located in the English Channel (UK), two in the River Crouch estuary (UK), and one in Otsuchi Bay (Japan).

##### COMMUNITY RESPONSE (2 STUDIES)

Overall community composition (1 study): One replicated, before-and-after study in the River Crouch estuary found that after restricting the use of tributyltin, invertebrate community composition changed, but that changes varied with locations.

Overall richness/diversity (1 study): One replicated, before-and-after study in the River Crouch estuary found that after restricting the use of tributyltin, overall invertebrate species richness and diversity increased.

##### POPULATION RESPONSE (2 STUDIES)

Molluscs condition (1 study): One replicated, before-and-after study in the English Channel found that after restricting the use of tributyltin, there was a decrease in its concentration in dogwhelks and the penis length of female dogwhelks.

Crustacean condition (1 study): One study in Otsuchi Bay found that after restricting the use of tributyltin its concentration decreased in skeleton shrimps. *Assessment: likely to be beneficial (effectiveness 69%; certainty 45%; harms 0%).*

<https://www.conservationevidence.com/actions/2214>

## Unknown effectiveness

### ● Remove and clean-up shoreline waste disposal sites

One study examined the effects of removing and cleaning-up shoreline waste disposal sites on subtidal benthic invertebrates. The study was in the Southern Ocean (Antarctica).

COMMUNITY RESPONSE (1 STUDY)

Overall community composition (1 study): One replicated, controlled, before-and-after study in the Southern Ocean found that after removing and cleaning-up a disused waste disposal site, invertebrate community composition changed, and no further negative impacts were detected, but communities remained different to natural sites.

Overall richness/diversity (1 study): One replicated, controlled, before-and-after study in the Southern Ocean found that after removing and cleaning-up a disused waste disposal site, invertebrate species richness did not change over time and remained different to that of natural sites, but no further negative impacts were detected.

*Assessment: unknown effectiveness (effectiveness 49%; certainty 35%; harms 0%).*

<https://www.conservationevidence.com/actions/2215>

## No evidence found (no assessment)

We have captured no evidence for the following interventions:

- Limit, cease or prohibit the discharge of waste effluents overboard from vessels
- Use non-toxic antifouling coatings on surfaces.

## 13.7 Threat: Climate change and severe weather

---

**Based on the collated evidence, what is the current assessment of the effectiveness of interventions for climate change and severe weather?**

**No evidence found (no assessment)**

- Create a Marine Protected Area or set levels of legal protection where natural climate refugia occur to further promote the persistence and recovery of species facing climate change
- Limit, cease or prohibit the degradation and/or removal of carbon sequestering species and/or habitats
- Manage climate-driven range extensions of problematic species
- Promote natural carbon sequestration species and/or habitats
- Restore habitats and/or habitat-forming (biogenic) species following extreme events
- Transplant captive-bred or hatchery-reared individuals of habitat-forming (biogenic) species that are resistant to climate change
- Transplant/release climate change-resistant captive-bred or hatchery-reared individuals to re-establish or boost native populations

## **No evidence found (no assessment)**

We have captured no evidence for the following interventions:

- Create a Marine Protected Area or set levels of legal protection where natural climate refugia occur to further promote the persistence and recovery of species facing climate change
- Limit, cease or prohibit the degradation and/or removal of carbon sequestering species and/or habitats
- Manage climate-driven range extensions of problematic species
- Promote natural carbon sequestration species and/or habitats
- Restore habitats and/or habitat-forming (biogenic) species following extreme events
- Transplant captive-bred or hatchery-reared individuals of habitat-forming (biogenic) species that are resistant to climate change
- Transplant/release climate change-resistant captive-bred or hatchery-reared individuals to re-establish or boost native populations.

## 13.8 Habitat protection

---

<b>Based on the collated evidence, what is the current assessment of the effectiveness of interventions for habitat protection?</b>	
<b>Likely to be beneficial</b>	<ul style="list-style-type: none"> <li>• Designate a Marine Protected Area and introduce some fishing restrictions (types unspecified)</li> <li>• Designate a Marine Protected Area and prohibit all types of fishing</li> <li>• Designate a Marine Protected Area and prohibit the harvesting of sea urchins</li> <li>• Designate a Marine Protected Area with a zonation system of activity restrictions</li> </ul>
<b>Unknown effectiveness</b>	<ul style="list-style-type: none"> <li>• Designate a Marine Protected Area and install physical barriers to prevent trawling</li> <li>• Designate a Marine Protected Area and only allow hook and line fishing</li> <li>• Designate a Marine Protected Area and prohibit all towed (mobile) fishing gear</li> <li>• Designate a Marine Protected Area and prohibit aquaculture activity</li> <li>• Designate a Marine Protected Area and prohibit bottom trawling</li> <li>• Designate a Marine Protected Area and prohibit commercial fishing</li> <li>• Designate a Marine Protected Area and prohibit dredging</li> <li>• Designate a Marine Protected Area and prohibit the harvesting of conch</li> <li>• Establish community-based fisheries management</li> </ul>

<p><b>No evidence found (no assessment)</b></p>	<ul style="list-style-type: none"> <li>• Designate a Marine Protected Area and limit the density of traps</li> <li>• Designate a Marine Protected Area and limit the number of fishing vessels</li> <li>• Designate a Marine Protected Area and prohibit static fishing gear</li> <li>• Designate a Marine Protected Area and prohibit the harvesting of scallops</li> <li>• Designate a Marine Protected Area and set a no-anchoring zone</li> <li>• Designate a Marine Protected Area without setting management measures, usage restrictions, or enforcement</li> <li>• Designate a Particularly Sensitive Sea Area (PSSA) to regulate impactful maritime activities</li> <li>• Engage with stakeholders when designing Marine Protected Areas</li> </ul>
---	--

## Likely to be beneficial

### ● Designate a Marine Protected Area and introduce some fishing restrictions (types unspecified)

Four studies examined the effects of introducing unspecified types of fishing restrictions in marine protected areas on subtidal benthic invertebrate populations. Two studies were in the Indian Ocean (Seychelles), one was a global systematic review, and one was in the Mediterranean Sea (Italy).

#### COMMUNITY RESPONSE (2 STUDIES)

Overall community composition (2 studies): One of two site comparison studies (one replicated) in the Indian Ocean and the Mediterranean Sea found that a marine protected area with unspecified fishing restrictions (year of designation unspecified) had a different combined invertebrate and algae community composition, while the other (time since designation unspecified) found similar compositions compared to fished areas.

#### POPULATION RESPONSE (3 STUDIES)

Overall abundance (1 study): One replicated, site comparison study in the Mediterranean Sea found that a marine protected area with unspecified fishing restrictions had similar invertebrate abundance compared to unprotected fished areas (time since designation unspecified).



Bryozoan abundance (1 study): One site comparison study in the Indian Ocean found that a marine protected area with unspecified fishing restrictions (year of designation unspecified) had similar abundance of bryozoans compared to fished areas.

Crustacean abundance (1 study): One global systematic review found that marine protected areas with unspecified fishing restrictions had more lobsters compared to fished areas.

Echinoderm abundance (2 studies): One of two site comparison studies (one replicated) in the Indian Ocean found that marine protected areas with unspecified fishing restrictions had more sea cucumbers after more than 20 years but the other found fewer sea lilies (year of designation unspecified) compared to fished areas.

Hydrozoan abundance (1 study): One site comparison study in the Indian Ocean found that a marine protected area with unspecified fishing restrictions (year of designation unspecified) had more hydrozoans compared to fished areas.

Mollusc abundance (1 study): One global systematic review found that marine protected areas with unspecified fishing restrictions had more scallops compared to fished areas.

Sponge abundance (1 study): One site comparison study in the Indian Ocean found that a marine protected area with unspecified fishing restrictions (year of designation unspecified) had more sponges compared to fished areas.

Tunicate abundance (1 study): One site comparison study in the Indian Ocean found that a marine protected area closed to fishing with unspecified fishing restrictions (year of designation unspecified) had similar abundance of ascidians/sea squirts (tunicates) compared to fished areas.

*Assessment: likely to be beneficial (effectiveness 50%; certainty 40%; harms 0%).*

<https://www.conservationevidence.com/actions/2239>

## ● **Designate a Marine Protected Area and prohibit all types of fishing**

Thirty studies examined the effects of prohibiting all types of fishing in marine protected areas on subtidal benthic invertebrate populations. Four studies were systematic reviews of marine reserves (New Zealand and across the world). Two studies were in the North Atlantic Ocean (Bahamas). Five were in the South Pacific Ocean (New Zealand, French Polynesia). Three were in the North Pacific Ocean (USA). Seven were in the Tasman Sea (New Zealand, Australia). One was in the Florida Keys (USA). One was in the Coral Sea

(Australia). Three were in the Mediterranean Sea (Italy, Spain). One was in the Bristol Channel and the Irish Sea (UK). Two were in the Firth of Clyde (UK). One was in the Foveaux Strait (New Zealand).

#### COMMUNITY RESPONSE (5 STUDIES)

Overall community composition (3 studies): Three site comparison studies (one replicated and paired, one replicated, one paired) in the Mediterranean Sea, the Tasman Sea, and the Firth of Clyde found that marine protected areas that had been prohibiting all fishing for five to 16 years depending on the study, had similar combined algae, invertebrate and fish community composition, similar combined mollusc and echinoderm community composition, and similar overall community composition of large invertebrates but different composition of small sessile invertebrates, compared to fished areas.

Overall species richness/diversity (5 studies): One global systematic review, and three site comparison studies (one replicated and paired, one replicated, one paired) in the Mediterranean Sea, the Tasman Sea, and the Firth of Clyde found that marine protected areas that had been prohibiting all fishing for five to 16 years depending on the study, had similar overall invertebrate species richness/diversity, similar combined algae, invertebrate and fish species richness, and similar combined mollusc and echinoderm species richness, compared to fished areas. One site comparison study in the Tasman Sea found inside a marine protected area prohibiting all mobile fishing that macroinvertebrate species richness remained stable over the 15 years after its designation and enforcement, but decreased at fished sites.

#### POPULATION RESPONSE (2 STUDIES)

Overall abundance (4 studies): Two systematic reviews of marine protected areas across the world prohibiting all fishing found that they had greater overall invertebrate abundance and biomass compared to fished areas. Two site comparison studies (one before-and-after, one replicated) in the Tasman Sea found that inside marine protected areas prohibiting all fishing, overall invertebrate abundance did not change over the 15 years after their designation and enforcement and that it did not change in fished areas either, and that all areas had similar combined mollusc and echinoderm abundance after 16 years.

Overall condition (1 study): One global systematic review found that in marine protected areas prohibiting all fishing, invertebrates were bigger compared to fished areas.

Crustacean abundance (17 studies): Two reviews (one global and systematic, one of New Zealand areas) found that marine protected areas prohibiting

all fishing had more lobsters compared to marine protected areas only partially prohibiting fishing and unrestricted fished areas. Eleven of 15 site comparison studies (including replicated, randomized, paired, before-and-after) in the North Atlantic Ocean, the Bristol Channel and the Irish Sea, the Firth of Clyde, the Mediterranean Sea, the North Pacific Ocean, the Florida Keys, the South Pacific Ocean, the Tasman Sea, and the Coral Sea found that inside marine protected areas prohibiting all fishing, the abundances and/or biomasses of lobsters and mud crabs were higher compared to areas where seasonal or unrestricted fishing was allowed, after four to 33 years depending on the study. Four found that they had mixed effects on the abundances of lobster, and crab species, after one to seven years depending on the study. Two found that they had similar abundance of lobsters compared to fished areas after either five to seven years or after approximately 30 years.

Crustacean reproductive success (4 studies): Two site comparison studies (one replicated, randomized) in the Florida Keys and the Firth of Clyde found that marine protected areas prohibiting all fishing and harvesting had similar population sex ratios of lobsters compared to where seasonal fishing or all fishing was allowed, after four to seven years depending on the study. Two replicated, site comparison studies (one randomized) in the Tasman Sea and the Mediterranean Sea found that marine protected areas prohibiting all fishing had greater lobster egg production potential compared to commercial fishing exclusion zones and fully fished areas, after either 15 years or 21 to 25 years. One site comparison study in the Firth of Clyde found that marine protected areas prohibiting all fishing had more female lobsters with eggs than fished areas, after four to seven years.

Crustacean condition (8 studies): One review of studies in New Zealand, and five of seven site comparison studies (four replicated, one replicated and randomized) in the North Atlantic Ocean, the Bristol Channel and the Irish Sea, the Firth of Clyde, the Florida Keys, the South Pacific Ocean, the Coral Sea, and the Tasman Sea, found that marine protected areas prohibiting all fishing had bigger lobsters and crabs compared to seasonally fished or fully fished areas, after four to seven years depending on the study. Three found mixed effects on lobsters and crabs depending on species, sex, and locations, after one to seven years depending on the study.

Crustacean population structure (2 studies): Two replicated site comparison studies (one randomized) in the Tasman Sea and the Mediterranean Sea found that marine protected areas prohibiting all fishing had different population

size structures of lobsters compared to commercial fishing exclusion zones (only for females) and compared to fished areas, after either 15 years or 21 to 25 years.

Echinoderm abundance (3 studies): Two of three site comparison studies (two replicated, one paired) in the North Pacific Ocean, the South Pacific Ocean, and the North Pacific Ocean, found that marine protected areas prohibiting all fishing had similar abundance of Kina sea urchins after more than 10 years, and sea cucumbers after eight years to fished areas, and a third found higher abundance of red sea urchins after approximately 30 years. One also found that the effects on abundance of red sea urchins depended on the age of the protected area and the size of the urchins.

Echinoderm condition (1 study): One paired, site comparison study in the South Pacific Ocean found that marine protected areas that had been prohibiting all fishing for over 10 years had heavier Kina sea urchins compared to fished areas.

Mollusc abundance (10 studies): Four of 10 site comparison studies (including replicated before-and-after, and site comparison) in the North Atlantic Ocean, the North Pacific Ocean the South Pacific Ocean, the Tasman Sea, and the Foveaux Strait found that inside a marine reserve prohibiting all fishing, abundances/biomass of giant clams, adult queen conch, Cook's turban snails, rock scallops and green abalone were higher compared to a fished area, after eight to 36 years depending on the study. Six found similar abundances of scallop species, pink abalone, juvenile queen conch, and top shell species, after five to 36 years depending on the study. Three found lower abundances of star limpets after 23 to 25 years and blacklip abalone after 15 to 16 years. One found that the effects of marine protected areas prohibiting all fishing on the abundance of mussel species compared to a commercial fishing exclusion zone varied with the age and location of the protected areas.

Mollusc reproductive success (1 study): One site comparison study in the North Atlantic Ocean found that inside a marine protected area that had been prohibiting all fishing for 33 to 36 years, abundance of queen conch larvae was higher compared to an unprotected fished area.

Mollusc condition (1 study): One site comparison study in the North Pacific Ocean found that in marine protected areas that had been prohibiting all fishing pink abalone were bigger five to 23 years after their designation, compared to fished site.

*Assessment: likely to be beneficial (effectiveness 59%; certainty 60%; harms 0%).*

<https://www.conservationevidence.com/actions/2224>

## ● **Designate a Marine Protected Area and prohibit the harvesting of sea urchins**

Two studies examined the effects of prohibiting the harvest of sea urchins in marine protected areas on their populations and/or other subtidal benthic invertebrates. Both studies were in the North Pacific Ocean (USA).

COMMUNITY RESPONSE (0 STUDIES)

POPULATION RESPONSE (2 STUDIES)

Echinoderm abundance (1 study): One replicated, site comparison study in the North Pacific Ocean found that marine protected areas prohibiting the harvest of red sea urchins had higher adult sea urchin biomass six to 33 years after their designations, compared to harvested areas.

Echinoderm reproductive success (1 study): One replicated, site comparison study in the North Pacific Ocean found that marine protected areas prohibiting the harvest of red sea urchins had higher urchin population reproductive biomasses, but similar reproductive indices six to 33 years after their designations, compared to harvested areas.

Echinoderm condition (1 study): One replicated, site comparison study in the North Pacific Ocean found that marine protected areas prohibiting the harvest of red sea urchins had bigger adult sea urchins six to 33 years after their designations, compared to harvested areas.

Mollusc abundance (1 study): One replicated, site comparison study in the North Pacific Ocean found that marine protected areas prohibiting the harvest of red sea urchins (year of designation unspecified) had more juvenile red abalone and juvenile flat abalone compared to harvested areas, and that juvenile abalone abundance was positively related to sea urchin abundance.

*Assessment: likely to be beneficial (effectiveness 70%; certainty 41%; harms 0%).*

<https://www.conservationevidence.com/actions/2238>

## ● **Designate a Marine Protected Area with a zonation system of activity restrictions**

Thirteen studies examined the effects of designating a marine protected area with a zonation system of activity restrictions on subtidal benthic invertebrate populations. Four studies were in the Caribbean Sea (Belize, Mexico), three in the Mediterranean Sea (Italy), one in the Central Pacific Ocean (Ecuador), three in the Bristol Channel and the Irish Sea (UK), one in the Indian Ocean (Australia), and one in the North Atlantic Ocean (Portugal).

COMMUNITY RESPONSE (2 STUDIES)

Overall community composition (1 study): One site comparison study in the Mediterranean Sea found that inside a marine protected area with a zonation system, the combined invertebrate and algae species community composition was different at a site prohibiting all fishing compared to sites where some fishing occurs, after six years.

Overall species richness/diversity (1 study): One site comparison study in the North Atlantic Ocean found that inside a marine protected area with a zonation system, sites prohibiting nearly all fishing had similar invertebrate species richness to sites where fishing was mostly allowed, after two years.

#### POPULATION RESPONSE (13 STUDIES)

Overall abundance (1 study): One site comparison study in the North Atlantic Ocean found that inside a marine protected area with a zonation system, abundances of specific invertebrate groups varied between sites prohibiting nearly all fishing and sites where fishing was mostly allowed, after two years.

Crustacean abundance (7 studies): Three of seven site comparison studies (two replicated) in the Caribbean Sea, the Central Pacific Ocean, and in the Bristol Channel and the Irish Sea found that inside a marine protected area with a zonation system, abundance and/or biomass of spiny lobsters increased in a zone closed to all/commercial fishing and were greater than in a zone where fewer fishing restrictions occurred, after four to 20 years depending on the study. One found that sites closed to all fishing had higher abundances of spiny lobsters and slipper lobsters after eight to ten years compared to fished sites. Two found that sites closed to all fishing for six to seven years had more European lobsters than sites where potting was allowed. And one found that abundances of European lobsters, velvet crabs, brown crabs and spider crabs, after one to four years, varied with the levels of protection.

Crustacean condition (4 studies): Three of five site comparison studies (one replicated) in the Bristol Channel and the Irish Sea, and in the Caribbean Sea found that, inside a marine protected area with a zonation system, sites prohibiting all fishing for seven years or commercial fishing (duration unspecified) had bigger lobsters compared to fished areas. One found that the sizes of lobsters, velvet crabs, brown crabs and spider crabs varied with the levels of protection, and one study found that the size of spiny lobsters decreased similarly in an area prohibiting all fishing and in an area with fewer restrictions 14 to 20 years after designation of the protected area. Two studies undertaken in the same area found conflicting effects of prohibiting all fishing for six to seven years on disease and injury of lobsters.

Echinoderm abundance (2 studies): One of two site comparison studies in the Mediterranean Sea found that inside a marine protected area with a zonation

system, at a site prohibiting all fishing for 17 to 18 years, abundances of two species of sea urchins were higher than at sites allowing the recreational fishing of purple sea urchins. The other one found similar abundance of purple sea urchins inside fully protected sites, sites where some restricted urchin harvest occurs, and unprotected fished sites outside the protected area after five years.

Echinoderm condition (2 studies): Two site comparison studies in the Mediterranean Sea found that inside a marine protected area with a zonation system, sites prohibiting all fishing had bigger sea urchins compared to sites where some restricted urchin harvest occurs and compared to unprotected fished sites outside the protected area, after either four years or 17 to 18 years.

Mollusc abundance (3 studies): One replicated, randomized, controlled study in the Indian Ocean found that inside a marine protected area with a zonation system, abundance of blacklip abalone was higher in sites that had been prohibiting all fishing for five years compared to those prohibiting commercial fishing only. Two site comparison studies in the Caribbean Sea found that inside marine protected areas with a zonation system, abundances of adult queen conch increased over time in a zone closed to all fishing and were greater than in zones with fewer restrictions, but abundances of juvenile conch did not differ or vary differently between zones, after either five to eight years or 14 to 20 years.

Mollusc condition (1 study): One site comparison study in the Caribbean Sea found that inside a marine protected area with a zonation system, the size of queen conch decreased similarly in the area prohibiting all fishing and in the area with fewer restrictions, after 14 to 20 years.

Sponge abundance (1 study): One site comparison study in the Mediterranean Sea found that inside a marine protected area with a zonation system, the cover of sponges *Cliona* was higher at a site prohibiting all fishing for six years compared to sites where some fishing occurred.

#### BEHAVIOUR (1 STUDY)

Crustacean behaviour (1 study): One site comparison study in the Caribbean Sea found that, inside a marine protected area with a zonation system (year of designation unspecified), 80% of the lobster population occurring in the unfished area remained in the protected unfished area, and thus remained protected.

*Assessment: likely to be beneficial (effectiveness 60%; certainty 60%; harms 10%).*

<https://www.conservationevidence.com/actions/2230>

## Unknown effectiveness

### ● **Designate a Marine Protected Area and install physical barriers to prevent trawling**

One study examined the effects of installing physical barriers to prevent trawling in a protected area on subtidal benthic invertebrate populations. The study was in the South China Sea (Hong Kong).

COMMUNITY RESPONSE (1 STUDY)

Worm community composition (1 study): One replicated, site comparison study in the South China Sea found that sites in a protected area where physical barriers were installed to prevent trawling had a different community composition of nematode worms compared to nearby unprotected fished sites, after up to two years.

Worm species richness/diversity (1 study): One replicated, site comparison study in the South China Sea found that sites in a protected area where physical barriers were installed to prevent trawling had similar diversity and species richness of nematode worms to nearby unprotected fished sites, after up to two years.

POPULATION RESPONSE (1 STUDY)

Overall abundance (1 study): One replicated, site comparison study in the South China Sea found that sites in a protected area where physical barriers were installed to prevent trawling had fewer small invertebrates compared to nearby unprotected fished sites, after up to two years.

Worm abundance (1 study): One replicated, site comparison study in the South China Sea found that sites in a protected area where physical barriers were installed to prevent trawling had fewer nematode worms compared to nearby unprotected fished sites, after up to two years.

*Assessment: unknown effectiveness (effectiveness 30%; certainty 30%; harms 10%).*

<https://www.conservationevidence.com/actions/2227>

### ● **Designate a Marine Protected Area and only allow hook and line fishing**

One study examined the effects of allowing only hook and line fishing in marine protected areas on subtidal benthic invertebrate populations. The study was in the Skagerrak (Norway).

COMMUNITY RESPONSE (0 STUDIES)

POPULATION RESPONSE (1 STUDY)



Crustacean abundance (1 study): One replicated, controlled, before-and-after study in the Skagerrak found that sites inside a protected area only allowing hook and line fishing had greater increases in lobster abundance over the four years after the area was designated compared to unprotected fully fished sites.

Crustacean condition (1 study): One replicated, controlled, before-and-after study in the Skagerrak found that sites inside a protected area only allowing hook and line fishing had greater increases in lobster size over the four years after the area was designated compared to unprotected fully fished sites.

*Assessment: unknown effectiveness (effectiveness 75%; certainty 32%; harms 0%).*

<https://www.conservationevidence.com/actions/2233>

## ● **Designate a Marine Protected Area and prohibit all towed (mobile) fishing gear**

Two studies examined the effects of prohibiting all towed gear in marine protected areas on subtidal benthic invertebrate populations. One study was in the Bristol Channel and the Irish Sea (UK), the other in the English Channel (UK).

### COMMUNITY RESPONSE (1 STUDY)

Overall community composition (1 study): One before-and-after, site comparison study in the English Channel found that, over the three years after closing a marine protected area to all towed gears, the community composition of reef-indicative invertebrate species became different to that of unprotected fished sites.

Overall diversity/species richness (1 study): One before-and-after, site comparison study in the English Channel found that, over the three years after closing a marine protected area to all towed gears, the number of reef-indicative invertebrate species remained similar to unprotected fished sites.

### POPULATION RESPONSE (2 STUDIES)

Overall abundance (1 study): One before-and-after, site comparison study in the English Channel found that, over the three years after closing a marine protected area to all towed gears, the abundance of reef-indicative invertebrate species became greater than at unprotected fished sites.

Crustacean abundance (1 study): One replicated, site comparison study in the Bristol Channel and the Irish Sea found that a marine protected area closed to all towed gear (only allowing potting) for 33 to 36 years had mixed effects on the abundances of lobsters and crabs depending on species.

Crustacean condition (1 study): One replicated, site comparison study in the Bristol Channel and the Irish Sea found that a marine protected area closed to all towed gear (only allowing potting) for 33 to 36 years had mixed effects on the sizes of lobsters and crabs depending on species.

*Assessment: unknown effectiveness (effectiveness 45%; certainty 23%; harms 10%).*

<https://www.conservationevidence.com/actions/2229>

### ● **Designate a Marine Protected Area and prohibit aquaculture activity**

One study examined the effects of prohibiting aquaculture activity in a protected area on subtidal benthic invertebrate populations. The study was in Tapong Bay lagoon (Taiwan).

COMMUNITY RESPONSE (0 STUDIES)

POPULATION RESPONSE (1 STUDY)

Crustacean abundance (1 study): One before-and-after study in Tapong Bay lagoon found that two and a half years after removing oyster aquaculture in a marine protected area, the biomasses of amphipods and shrimps had decreased, and that the biomass of crabs had not changed.

Mollusc abundance (1 study): One before-and-after study in Tapong Bay lagoon found that two and a half years after removing oyster aquaculture in a marine protected area, the biomasses of gastropods and bivalves had decreased.

Worm abundance (1 study): One before-and-after study in Tapong Bay lagoon found that two and a half years after removing oyster aquaculture in a marine protected area, the biomass of polychaete worms had stayed the same.

*Assessment: unknown effectiveness (effectiveness 40%; certainty 10%; harms 20%).*

<https://www.conservationevidence.com/actions/2240>

### ● **Designate a Marine Protected Area and prohibit bottom trawling**

Three studies examined the effects of prohibiting bottom trawling in marine protected areas on subtidal benthic invertebrates. Two studies were in the South Pacific Ocean (Australia) and one in the Coral Sea (Australia).

COMMUNITY RESPONSE (3 STUDIES)

Overall community composition (2 studies): One of two replicated, site comparison studies in the South Pacific Ocean found that seamounts within a protected area closed to trawling had different invertebrate community composition compared to trawled seamounts and to never-trawled seamounts

after four to nine years. The second study found that seamounts within a protected area closed to trawling had different invertebrate community composition compared to shallow unprotected seamounts (heavily trawled) after two years, but not compared to deep unprotected seamounts (lightly trawled).

Overall diversity/species richness (3 studies): One of two replicated, site comparison studies in the South Pacific Ocean found that seamounts within a protected area closed to trawling had similar invertebrate species richness and diversity to trawled seamounts and never-trawled seamounts after four to nine years. The second study found that seamounts within a protected area closed to trawling had more invertebrate species compared to shallow unprotected seamounts (heavily trawled) after two years, but not compared to deep unprotected seamounts (lightly trawled). One randomized, replicated, site comparison study in the Coral Sea found similar combined invertebrate and fish species richness in areas closed to trawling and adjacent fished areas, after seven to eight years.

#### POPULATION RESPONSE (3 STUDIES)

Overall abundance (3 studies): One of two replicated, site comparison studies in the South Pacific Ocean found that seamounts within a protected area closed to trawling had lower invertebrate biomass compared to trawled seamounts and never-trawled seamounts after four to nine years. The second study found that seamounts within a protected area closed to trawling had higher invertebrate biomass compared to shallow unprotected seamounts (heavily trawled) after two years, but not compared to deep unprotected seamounts (lightly trawled). One randomized, replicated, site comparison study in the Coral Sea found similar invertebrate and fish biomass in areas closed to trawling and adjacent fished areas, after seven to eight years.

*Assessment: unknown effectiveness (effectiveness 50%; certainty 22%; harms 0%).*

<https://www.conservationevidence.com/actions/2226>

### ● **Designate a Marine Protected Area and prohibit commercial fishing**

Three studies examined the effects of prohibiting commercial fishing in marine protected areas on subtidal benthic invertebrates. Two studies were in the South Pacific Ocean (New Zealand), and one in the Caribbean Sea (Mexico).

#### COMMUNITY RESPONSE (0 STUDIES)

#### POPULATION RESPONSE (3 STUDIES)

Crustacean abundance (2 studies): Two replicated studies (one before-and-after, one site comparison) in the South Pacific Ocean found that after implementing a marine park prohibiting commercial fishing but allowing the recreational harvest of lobsters, lobster abundance inside the park did not increase over the 12 years after implementation, and abundance was similar inside the park and outside where fishing occurred.

Crustacean condition (3 studies): One replicated, before-and-after study in the South Pacific Ocean found that over the 12 years after implementing a marine park prohibiting commercial fishing but allowing the recreational harvest of lobsters, the biomass of legal-size lobsters inside the park did not increase. One of two site comparison studies (one replicated) in the South Pacific Ocean and the Caribbean Sea found bigger lobsters in an area closed to commercial fishing for an unspecified amount of time compared to a fished area. The second study found that 10 years after implementing a marine park prohibiting commercial fishing but allowing the recreational harvest of lobsters, lobster size was similar inside the park and outside where fishing occurred.

#### BEHAVIOUR (1 STUDY)

Crustacean behaviour (1 study): One site comparison study in the Caribbean Sea found that 80% of the lobster population occurring in a protected area (year of designation unspecified) where commercial fishing was prohibited remained in the unfished area, and thus remained protected.

*Assessment: unknown effectiveness (effectiveness 35%; certainty 30%; harms 0%).*

<https://www.conservationevidence.com/actions/2225>

### ● **Designate a Marine Protected Area and prohibit dredging**

One study examined the effects of prohibiting dredging in marine protected areas on subtidal benthic invertebrates. The study was in the Firth of Lorn (UK).

#### COMMUNITY RESPONSE (1 STUDY)

Overall community composition (1 study): One paired, replicated, site comparison study in the Firth of Lorn found that sites inside a protected area that had been prohibiting dredging for approximately 2.5 years had different combined invertebrate and fish community composition compared to unprotected dredged sites.

#### POPULATION RESPONSE (1 STUDY)

Overall abundance (1 study): One paired, replicated, site comparison study in the Firth of Lorn found that sites inside a protected area that had been prohibiting dredging for approximately 2.5 years typically had greater combined cover of bryozoans and hydroids (combined) compared to unprotected dredged sites.

*Assessment: unknown effectiveness (effectiveness 60%; certainty 20%; harms 0%).*

<https://www.conservationevidence.com/actions/2228>

### ● **Designate a Marine Protected Area and prohibit the harvesting of conch**

One study examined the effects of prohibiting the harvesting of conch in marine protected areas on their populations and/or other subtidal benthic invertebrates. The study was in the North Atlantic Ocean (British Overseas Territories).

COMMUNITY RESPONSE (0 STUDIES)

POPULATION RESPONSE (1 STUDY)

Mollusc abundance (1 study): One site comparison study in the North Atlantic Ocean found that a marine protected area prohibiting the commercial harvest of conch had more conch after five years compared to a fished area.

Mollusc condition (1 study): One site comparison study in the North Atlantic Ocean found that a marine protected area prohibiting the commercial harvest of conch had smaller adult conch after five years compared to a fished area.

*Assessment: unknown effectiveness (effectiveness 50%; certainty 22%; harms 12%).*

<https://www.conservationevidence.com/actions/2237>

### ● **Establish community-based fisheries management**

One study examined the effects of establishing community-based fisheries management on subtidal benthic invertebrate populations. The study was in the Foveaux Straight (New Zealand).

COMMUNITY RESPONSE (0 STUDIES)

POPULATION RESPONSE (1 STUDY)

Mollusc abundance (1 study): One replicated, site comparison study in the Foveaux Straight found that a customary fisheries area where management was community-based had more New Zealand scallops compared to a protected area prohibiting all fishing and an area allowing recreational harvest.

Mollusc condition (1 study): One replicated, site comparison study in the Foveaux Straight found that a customary fisheries area where management

was community-based, tended to have smaller New Zealand scallops compared to a protected area prohibiting all fishing and an area allowing recreational harvest.

*Assessment: unknown effectiveness (effectiveness 45%; certainty 21%; harms 0%).*

<https://www.conservationevidence.com/actions/2242>

## **No evidence found (no assessment)**

We have captured no evidence for the following interventions:

- Designate a Marine Protected Area and limit the density of traps
- Designate a Marine Protected Area and limit the number of fishing vessels
- Designate a Marine Protected Area and prohibit static fishing gear
- Designate a Marine Protected Area and prohibit the harvesting of scallops
- Designate a Marine Protected Area and set a no-anchoring zone
- Designate a Marine Protected Area without setting management measures, usage restrictions, or enforcement
- Designate a Particularly Sensitive Sea Area (PSSA) to regulate impactful maritime activities
- Engage with stakeholders when designing Marine Protected Areas.

# 13.9 Habitat restoration and creation

---

## 13.9.1 Natural habitat restoration

<b>Based on the collated evidence, what is the current assessment of the effectiveness of interventions for natural habitat restoration?</b>	
<b>Likely to be beneficial</b>	<ul style="list-style-type: none"> <li>• Restore biogenic habitats (other methods) - Restore oyster reefs</li> <li>• Translocate habitat-forming (biogenic) species - Translocate reef-forming corals</li> </ul>
<b>Unknown effectiveness</b>	<ul style="list-style-type: none"> <li>• Install a pump on or above the seabed in docks, ports, harbour, or other coastal areas to increase oxygen concentration</li> <li>• Refill disused borrow pits</li> <li>• Restore biogenic habitats (other methods) - Restore mussel beds</li> <li>• Restore biogenic habitats (other methods) - Restore seagrass beds/meadows</li> <li>• Restore coastal lagoons</li> <li>• Translocate habitat-forming (biogenic) species - Translocate reef- or bed-forming molluscs</li> </ul>
<b>No evidence found (no assessment)</b>	<ul style="list-style-type: none"> <li>• Transplant captive-bred or hatchery-reared habitat-forming (biogenic) species</li> </ul>

## Likely to be beneficial

### ● Restore biogenic habitats (other methods) - Restore oyster reefs

Eight studies examined the effects of restoring oyster reefs (not by transplanting or translocating oysters) on oysters and oyster reef-associated subtidal benthic invertebrates. Two were in the Gulf of Mexico (USA), one was a global review, four were in the North Pacific Ocean (USA), and one was in the Mission-Aransas estuary (USA).

#### COMMUNITY RESPONSE (3 STUDIES)

Overall community composition (2 studies): One of two replicated, controlled studies in the Gulf of Mexico and the Mission-Aransas estuary found that after restoring eastern oyster reefs, the community composition of combined mobile decapod invertebrates and fish was similar on all types of restoration material used, but the other found that composition varied with the material used.

Overall species richness/diversity (3 studies): One replicated, site comparison study in the Gulf of Mexico found that diversity of reef-associated invertebrates was similar in reefs restored by laying rocks regardless of age, in young reefs restored by laying oyster shells, and in natural reefs, but lower in old shell-restored reefs. One replicated, controlled study in the Gulf of Mexico found that diversity of reef-associated invertebrates was higher in all restored reefs than on unrestored sediment, but that diversity varied between the restoration materials used. One replicated, controlled study in the Mission-Aransas estuary found that diversity of fish, crabs and shrimps varied with the restoration material used.

#### POPULATION RESPONSE (7 STUDIES)

Overall abundance (2 studies): One replicated, site comparison study in the Gulf of Mexico found that the effect of restoring eastern oyster reefs on the abundance of reef-associated invertebrates depended on the material used for restoration and the age of the reef. One replicated, controlled study in the Gulf of Mexico found that abundance of combined reef-associated mobile decapod invertebrate and fish was similar on all restored reefs regardless of the restoration material used, and higher than on unrestored sediment.

Crustacean abundance (1 study): One replicated, controlled study in the Mission-Aransas estuary found that after restoring eastern oyster reefs, crab abundance, but not biomass, and shrimp biomass, but not abundance, varied with the restoration material used.



Oyster abundance (6 studies): One replicated, site comparison study in the Gulf of Mexico found that oyster reefs restored by laying rocks had similar oyster abundance to natural reefs, and higher than reefs restored by laying oyster shells. One replicated, controlled study in the Mission-Aransas estuary found that oyster cover and abundance varied with the restoration material used. One replicated, controlled study in the Gulf of Mexico found that oyster spat abundance was similar on all types of restoration material used, and higher than on unrestored sediment. Three replicated, controlled studies in the North Pacific Ocean found that restoring oyster reefs by placing lines of clam shells below Mean Lower Low Water (MLLW) led to higher cover of clam shells by oysters than when placing the lines above MLLW, that for those placed below MLLW, keeping them there led to similar cover compared to moving them above MLLW halfway through the study, and that placing the lines on cobbly seabed led to similar cover compared to placing them on muddy seabed.

Oyster reproductive success (3 studies): Three replicated, controlled studies in the North Pacific Ocean found that restoring oyster reefs by placing lines of clam shells below Mean Lower Low Water (MLLW) led to higher recruitment of oyster spat on clam shells than by lacing lines above MLLW, that recruitment was higher on lines placed on cobbly seabed than on muddy seabed, and that recruitment was similar on lines placed near or far from the nearest adult oyster populations.

Oyster survival (5 studies): One global systematic review found that two of nine restoration techniques (restoring oyster reef by transplanting juveniles, and by creating no-harvest sanctuaries) assessed resulted in over 85% survival of restored oysters. Four replicated, controlled studies in the North Pacific Ocean found that restoring oyster reefs by placing lines of clam shells below Mean Lower Low Water (MLLW) led to similar survival of oysters than when placing the lines above MLLW, but that for those placed below MLLW, moving them above MLLW halfway through the study led to higher survival than keeping them below, that survival was similar on lines placed on cobbly seabed or muddy seabed, and that survival was similar on lines placed near or far from the nearest adult oyster populations.

Oyster condition (5 studies): One replicated, controlled study in the Gulf of Mexico found that the effect of restoring eastern oyster reefs on average spat size varied with the restoration material used. One replicated, controlled study in the North Pacific Ocean found that restoring oyster reefs by placing lines of clam shells below Mean Lower Low Water (MLLW) led to similar growth

of oysters on the shells than placing lines above MLLW. Four replicated, controlled studies in the North Pacific Ocean found that restoring oyster reefs by placing lines of clam shells below Mean Lower Low Water (MLLW) led to higher cover of clam shells by non-native species than placing lines above MLLW, but that for those placed below MLLW, moving them above MLLW halfway through the study led to lower cover than keeping them below, that cover was similar on lines placed on cobbly seabed or muddy seabed, and that cover of clam shells by non-native species was higher on lines placed near compared to far from the nearest adult oyster populations.

*Assessment: likely to be beneficial (effectiveness 60%; certainty 50%; harms 0%).*

<https://www.conservationevidence.com/actions/2248>

### ● **Translocate habitat-forming (biogenic) species - Translocate reef-forming corals**

Two studies examined the effects of translocating habitat-forming corals on associated subtidal benthic invertebrate populations. One was in Tayabas Bay (Philippines) and one in the South China Sea (Philippines).

#### COMMUNITY RESPONSE (2 STUDIES)

Overall community composition (1 study): One replicated, controlled, before-and-after study in the South China Sea found that following coral translocation associated invertebrate communities did not change and remained similar to plots without translocated corals.

Overall richness/diversity (2 studies): One replicated, controlled, before-and-after study in the South China Sea found that following coral translocation richness of associated invertebrates increased but also increased in plots without corals, likely due to spill-over. One replicated, controlled study in Tayabas Bay found that richness of associated invertebrates was higher in plots with translocated corals than in plots without.

#### POPULATION RESPONSE (1 STUDY)

Overall abundance (1 study): One replicated, controlled, before-and-after study in the South China Sea found that following coral translocation abundance of associated invertebrates increased and became higher than in plots without translocated corals.

*Assessment: likely to be beneficial (effectiveness 65%; certainty 43%; harms 0%).*

<https://www.conservationevidence.com/actions/2246>

## Unknown effectiveness

### ● **Install a pump on or above the seabed in docks, ports, harbour, or other coastal areas to increase oxygen concentration**

One study examined the effects of installing a pump on or above the seabed in docks, ports, harbour, or other coastal areas to increase oxygen concentration on subtidal benthic invertebrate populations. The study was in Osaka Bay (Japan).

COMMUNITY RESPONSE (1 STUDY)

Overall richness/diversity (1 study): One before-and-after study in Osaka Bay found that installing a pump on the seabed of a port to mix seawater and increase oxygen concentration led to an increase in combined invertebrate and fish species richness.

POPULATION RESPONSE (1 STUDY)

Overall abundance (1 study): One before-and-after study in Osaka Bay found that installing a pump on the seabed of a port to mix seawater and increase oxygen concentration led to an increase in combined invertebrates and fish abundance.

*Assessment: unknown effectiveness (effectiveness 75%; certainty 20%; harms 0%).*

<https://www.conservationevidence.com/actions/2252>

### ● **Refill disused borrow pits**

One study examined the effects of refilling disused borrow pits on subtidal benthic invertebrate populations. The study was in Barnegat Bay estuary (USA).

COMMUNITY RESPONSE (1 STUDY)

Overall richness/diversity (1 study): One before-and-after, site comparison study in Barnegat Bay estuary found that overall invertebrate species richness and diversity increased at a disused borrow pit after being refilled with sediments but remained lower than at a natural non-dredged site.

POPULATION RESPONSE (1 STUDY)

Overall abundance (1 study): One before-and-after, site comparison study in Barnegat Bay estuary found that overall invertebrate abundance increased at a disused borrow pit after being refilled with sediments but remained lower than at a natural non-dredged site.

*Assessment: unknown effectiveness (effectiveness 60%; certainty 32%; harms 0%).*

<https://www.conservationevidence.com/actions/2251>

### ● **Restore biogenic habitats (other methods) - Restore mussel beds**

Two studies examined the effects of restoring mussel beds (not by transplanting or translocating mussels) on mussels and mussel bed-associated subtidal benthic invertebrates. Both were in Strangford Lough (UK).

#### COMMUNITY RESPONSE (2 STUDIES)

Overall community composition (2 studies): One replicated, controlled study in Strangford Lough found that after restoring beds of horse mussels by adding scallop shells to the seabed, overall invertebrate community composition in restored plots was different to that of unrestored plots. One replicated, controlled study in the same area found that after restoring beds of horse mussels by adding scallop shells to the seabed and translocating horse mussels, overall invertebrate community composition in plots restored with shells and mussels was different to plots restored without mussels (shells only), and both were different to unrestored plots and to nearby natural horse mussel beds.

Overall species richness/diversity (2 studies): One replicated, controlled study in Strangford Lough found that after restoring beds of horse mussels by adding scallop shells to the seabed, overall invertebrate species diversity was lower in restored plots compared to unrestored plots, but species richness was similar. One replicated, controlled study in the same area found that after restoring beds of horse mussels by adding scallop shells to the seabed and translocating horse mussels, species richness and diversity were higher in restored plots with mussels and shells compared to plots with shells only, and similar to nearby natural horse mussel beds.

#### POPULATION RESPONSE (1 STUDY)

Overall abundance (1 study): One replicated, controlled study in Strangford Lough found that after restoring beds of horse mussels by adding scallop shells to the seabed, overall invertebrate abundance was higher in restored plots compared to unrestored plots.

*Assessment: unknown effectiveness (effectiveness 55%; certainty 30%; harms 5%).*

<https://www.conservationevidence.com/actions/2247>

### ● **Restore biogenic habitats (other methods) - Restore seagrass beds/meadows**

Three studies examined the effects of restoring seagrass beds (not by transplanting or translocating seagrass) on seagrass bed-associated subtidal benthic invertebrates. One was in the North Atlantic Ocean (USA), one in the Indian Ocean (Kenya), and one in the Florida Keys (USA).

### COMMUNITY RESPONSE (2 STUDIES)

Overall community composition (1 study): One randomized, replicated, controlled study in the Florida Keys found that restoring seagrass beds by fertilizing the seabed had no effect on overall invertebrate community composition, but adding sand led to communities different from both unrestored and natural sites.

Overall species richness/diversity (2 studies): One randomized, replicated, controlled study in the Florida Keys found that after restoring seagrass beds by fertilizing the seabed and adding sand, overall invertebrate species richness was similar at restored, unrestored, and natural sites. One replicated, controlled study in the Indian Ocean found that transplanting plastic seagrass mimics into bare sites, previously-restored seagrass sites, and natural seagrass sites, resulted in similar invertebrate diversity on mimic leaves and in the surrounding sediment, and similar species richness on mimic leaves at all restored sites as on natural seagrass leaves.

### POPULATION RESPONSE (3 STUDIES)

Overall abundance (3 studies): One replicated, randomized, controlled, before-and-after study in the North Atlantic Ocean found that after restoring seagrass beds, the abundance of mobile invertebrates had increased and was higher in restored than unrestored plots, but the abundance of sessile invertebrates had not increased. One replicated, controlled study in the Indian Ocean found that transplanting plastic seagrass mimics into bare sites, previously-restored seagrass sites, and natural seagrass sites, resulted in similar abundance of invertebrate in the surrounding sediment across sites, and resulted in different abundance of invertebrates on mimic leaves between sites although all had lower abundances than on natural seagrass leaves. One randomized, replicated, controlled study in the Florida Keys found that after restoring seagrass beds by fertilizing the seabed or adding sand, overall invertebrate abundance was not different at restored sites compared to both unrestored and natural sites.

*Assessment: unknown effectiveness (effectiveness 40%; certainty 30%; harms 0%).*

<https://www.conservationevidence.com/actions/2249>

### ● **Restore coastal lagoons**

Three studies examined the effects restoring coastal lagoons on subtidal benthic invertebrate populations. One study was in the Chilika lagoon (India), and two in East Harbor lagoon (USA).

### COMMUNITY RESPONSE (3 STUDIES)

Crustacean richness/diversity (1 study): One before-and-after study in Chilika lagoon found that following hydrological restoration total crustacean species richness decreased, but changes varied with species groups (decreases in prawn and crab species; increases in lobster species). The lagoon also hosted new species not found before.

Mollusc richness/diversity (2 studies): Two studies in East Harbor lagoon found that following hydrological restoration molluscs recolonised the lagoon and their species richness increased in the first three years but later decreased over the following six.

#### POPULATION RESPONSE (3 STUDIES)

Crustacean abundance (1 study): One before-and-after study in Chilika lagoon found that following hydrological restoration abundances of prawns and crabs increased.

Mollusc abundance (2 studies): Two studies in East Harbor lagoon found that following hydrological restoration molluscs recolonised the lagoon and their total abundance increased in the first three years, but later decreased over the following six.

*Assessment: unknown effectiveness (effectiveness 40%; certainty 28%; harms 20%).*

<https://www.conservationevidence.com/actions/2250>

### ● **Translocate habitat-forming (biogenic) species - Translocate reef- or bed-forming molluscs**

Two studies examined the effects of translocating habitat-forming molluscs on associated subtidal benthic invertebrate populations. Both were in Strangford Lough (UK).

#### COMMUNITY RESPONSE (2 STUDIES)

Overall community composition (2 studies): One replicated, site comparison study in Strangford Lough found that plots with translocated mussels had different associated invertebrate communities to plots without mussels, but also to natural mussel beds. One replicated, controlled study in Strangford Lough found that translocating mussels onto scallop shells or directly onto the seabed led to similar associated invertebrate communities.

Overall richness/diversity (2 studies): One replicated, site comparison study in Strangford Lough found that plots with translocated mussels had higher richness and diversity of associated invertebrates to plots without mussels, and similar to natural mussel beds. One replicated, controlled study in Strangford Lough found that translocating mussels onto scallop shells or

directly onto the seabed led to similar richness and diversity of associated invertebrates.

**POPULATION RESPONSE (2 STUDIES)**

Overall abundance (2 studies): One replicated, site comparison study in Strangford Lough presented unclear abundance results. One replicated, controlled study in Strangford Lough found that translocating mussels onto scallop shells or directly onto the seabed led to higher abundance of associated invertebrates in one of two comparisons.

*Assessment: unknown effectiveness (effectiveness 65%; certainty 35%; harms 0%).*

<https://www.conservationevidence.com/actions/2245>

**No evidence found (no assessment)**

We have captured no evidence for the following interventions:

- Transplant captive-bred or hatchery-reared habitat-forming (biogenic) species.

### 13.9.2 Habitat enhancement

<b>Based on the collated evidence, what is the current assessment of the effectiveness of interventions for habitat enhancement?</b>	
<b>Beneficial</b>	<ul style="list-style-type: none"> <li>• Provide artificial shelters</li> </ul>
<b>Unknown effectiveness</b>	<ul style="list-style-type: none"> <li>• Landscape or artificially enhance the seabed (natural habitats)</li> </ul>
<b>No evidence found (no assessment)</b>	<ul style="list-style-type: none"> <li>• Use green engineering techniques on artificial structures - Cover subsea cables with artificial reefs</li> <li>• Use green engineering techniques on artificial structures - Cover subsea cables with materials that encourage the accumulation of natural sediments</li> <li>• Use green engineering techniques on artificial structures - Modify rock dump to make it more similar to natural substrate</li> </ul>

## Beneficial

### ● Provide artificial shelters

Five studies examined the effects of providing artificial shelters on subtidal benthic invertebrates. Three studies were in the Caribbean Sea (Mexico); one in Florida Bay and one in the Florida Keys (USA).

COMMUNITY RESPONSE (0 STUDIES)

POPULATION RESPONSE (2 STUDIES)

Lobster abundance (2 studies): Two replicated, controlled, before-and-after studies in the Caribbean Sea found that abundance of lobsters either increased in plots with artificial shelters but not in plots without, or increased in all plots but more so in plots with artificial shelters than those without.

Lobster condition (1 study): One replicated, controlled, before-and-after study in the Caribbean Sea found that lobsters in plots with artificial shelters were bigger than in plots without.

BEHAVIOUR (3 STUDIES)

Use (3 studies): Three replicated studies (two controlled) in Florida Bay, the Florida Keys, and the Caribbean Sea, found that artificial shelters were occupied by lobsters and molluscs, that occupancy by lobsters varied with artificial shelter designs, that lobsters occupied artificial shelters more than natural ones (crevices), and that lobsters occupying artificial shelters were larger, had greater nutritional condition, and had similar sex ratio and survival rate, compared to lobsters occupying natural shelters.

*Assessment: beneficial (effectiveness 70%; certainty 63%; harms 0%).*

<https://www.conservationevidence.com/actions/2257>

## Unknown effectiveness

### ● Landscape or artificially enhance the seabed (natural habitats)

Three studies examined the effects of landscaping or artificially enhancing the seabed on subtidal benthic invertebrates. One study was in the North Sea (UK), one in the Westerschelde estuary (Netherlands), and one in the Persian Gulf (Kuwait).

COMMUNITY RESPONSE (3 STUDIES)

Overall community composition (2 studies): One controlled, before-and after study in the North Sea found that following addition of gravels, invertebrate



community composition became more similar to natural seabed communities. One before-and-after, site comparison study in the Westerschelde estuary found no change in invertebrate community composition following addition of sedimentary dredge material.

Overall richness/diversity (3 studies): One controlled, before-and after study in the North Sea and one site comparison study in the Persian Gulf found that invertebrate species richness increased following addition of gravels or coral and limestone rubbles, and one also found that richness became similar to natural seabed. One before-and-after, site comparison study in the Westerschelde estuary found no change in species richness following addition of sedimentary dredged material.

#### POPULATION RESPONSE (3 STUDIES)

Overall abundance (3 studies): One controlled, before-and after study in the North Sea and one site comparison study in the Persian Gulf found that invertebrate abundance and biomass increased following addition of gravels or coral and limestone rubbles, and one also found that abundance became similar to natural seabed. One before-and-after, site comparison study in the Westerschelde estuary found no change in invertebrate abundance and biomass following addition of sedimentary dredge material.

*Assessment: unknown effectiveness (effectiveness 50%; certainty 35%; harms 5%).*

<https://www.conservationevidence.com/actions/2253>

### **No evidence found (no assessment)**

We have captured no evidence for the following interventions:

- Use green engineering techniques on artificial structures - Cover subsea cables with artificial reefs
- Use green engineering techniques on artificial structures - Cover subsea cables with materials that encourage the accumulation of natural sediments
- Use green engineering techniques on artificial structures - Modify rock dump to make it more similar to natural substrate.

### 13.9.3 Artificial habitat creation

<b>Based on the collated evidence, what is the current assessment of the effectiveness of interventions for artificial habitat creation?</b>	
<b>Likely to be beneficial</b>	<ul style="list-style-type: none"> <li>• Create artificial reefs</li> <li>• Create artificial reefs of different 3-D structure and material used</li> </ul>
<b>Unknown effectiveness</b>	<ul style="list-style-type: none"> <li>• Locate artificial reefs near aquaculture systems to benefit from nutrient run-offs</li> <li>• Repurpose obsolete offshore structures to act as artificial reefs</li> </ul>
<b>No evidence found (no assessment)</b>	<ul style="list-style-type: none"> <li>• Place anthropogenic installations (e.g. windfarms) in an area such that they create artificial habitat and reduce the level of fishing activity</li> </ul>

#### Likely to be beneficial

##### ● Create artificial reefs

Twelve studies examined the effects of creating artificial reefs on subtidal benthic invertebrate populations. Three studies were in the Mediterranean Sea (Italy); three were in the North Atlantic Ocean (USA, Portugal, France); one in the Firth of Lorn (UK); two in the North Pacific Ocean (USA); one in the English Channel (UK), one in the Gulf of Mexico (USA); and one in the Yellow Sea (China).

##### COMMUNITY RESPONSE (8 STUDIES)

Overall community composition (3 studies): Two site comparison studies (one replicated) in the English Channel and North Atlantic Ocean found that invertebrate communities growing on artificial reefs were different to that of natural reefs. One replicated study the North Pacific Ocean found that invertebrate community composition changed over time on an artificial reef. Overall richness/diversity (6 studies): Two site comparison studies (one replicated) in the Mediterranean Sea and North Atlantic Ocean found that invertebrate species richness and/or diversity on the artificial reef or in the sediments inside and adjacent to the reef area were lower compared to on natural reefs or in nearby natural sediments. One replicated, site comparison study in the Gulf of Mexico found that artificial breakwaters had more

species of nekton compared to adjacent mudflats. One site comparison study in English Channel recorded 263 taxa on the artificial reef, including at least nine not recorded on nearby natural reefs but excluding at least 39 recorded on natural reefs. One replicated study in the North Pacific Ocean found a 49% increase in species richness over five years on an artificial reef. One study in the North Atlantic Ocean found that artificial reefs hosted at least five species of large mobile invertebrates.

Mollusc richness/diversity (1 study): One replicated, site comparison study in the Mediterranean Sea found that mollusc species richness and diversity were lower on artificial reefs compared to natural reefs.

Worm community composition (1 study): One replicated, site comparison study in the North Pacific Ocean found that polychaete worm community composition was similar at one of two artificial reefs compared to a natural reef.

Worm richness/diversity (1 study): One replicated, site comparison study in the North Pacific Ocean found that polychaete worm species richness and diversity were similar at one of two artificial reefs compared to a natural reef, but lower at the second artificial reef.

#### POPULATION RESPONSE (12 STUDIES)

Overall abundance (10 studies): One of two site comparison studies (one replicated) in the Mediterranean Sea found that abundance of invertebrates in the sediment was lower at the reef sites than in nearby natural sediments, but increased in the sediments directly adjacent to the reefs, while the other study found that abundance was similar in the sediments inside and directly adjacent to the artificial reef area, but lower than in nearby natural sediments. Of five site comparison studies (four replicated) in the North Pacific Ocean, the North Atlantic Ocean, the Gulf of Mexico and the Yellow Sea, one found that invertebrate biomass was higher on the artificial reef than in adjacent natural sediments, two that invertebrate abundance and biomass and nekton abundance were similar on artificial reefs and natural habitats (reef; mudflat), and two found mixed effects on abundances of invertebrates. One site comparison study in the English Channel reported that the abundances of some species were lower on the artificial reef compared to natural reefs. One replicated study in the North Pacific Ocean reported an 86% increase in invertebrate abundance growing on an artificial reef over five years. One study in the North Atlantic Ocean found that two of five species at one artificial reef, and three of seven at another, were recorded during >50% of dives. Overall condition (1 study): One replicated, site comparison study in the Yellow Sea found mixed effects of creating an artificial reef on the sizes of mobile invertebrates.

Mollusc abundance (1 study): One replicated, site comparison study in the Mediterranean Sea found that mollusc abundance was lower on artificial reefs compared to natural reefs.

Crustacean abundance (1 study): One replicated, site comparison in the Firth of Lorn found that abundances of edible crabs and velvet swimming crabs were typically higher on artificial than natural reefs.

OTHER (1 STUDY)

Biological production (1 study): One site comparison study in North Atlantic Ocean found that secondary production was higher from invertebrates growing on an artificial reef than from invertebrates in adjacent natural sediments.

*Assessment: likely to be beneficial (effectiveness 55%; certainty 60%; harms 0%).*

<https://www.conservationevidence.com/actions/2258>

### ● Create artificial reefs of different 3-D structure and material used

Eight studies examined the effects of creating artificial reefs of different typology on subtidal benthic invertebrate populations. One study was in the English Channel (UK), three in the Mediterranean Sea (Israel, Italy), one in the North Atlantic Ocean (USA), one in the Firth of Lorn (UK), one in the North Pacific Ocean (USA), and one in the Gulf of Mexico (USA).

COMMUNITY RESPONSE (6 STUDIES)

Overall community composition (3 studies): One controlled study in the English Channel found that artificial reef modules made of scrap tyres developed a similar sessile invertebrate community composition as traditional artificial concrete modules. Two controlled studies (one replicated) in the Mediterranean Sea found that pyramids reefs made of “sea-friendly” concrete developed different invertebrate community compositions compared to reefs of either traditional concrete plinth-pole structures or bundles of traditional concrete tubes.

Overall richness/diversity (5 studies): Four controlled studies (three replicated) in the Mediterranean Sea, the North Pacific Ocean, and the Gulf of Mexico found no differences in overall invertebrate richness/diversity or combined mobile invertebrate and fish richness between reef structure and/or material. One controlled study in the Mediterranean Sea found that invertebrate species richness was lower on “sea-friendly” pyramid reefs compared to bundle reefs of traditional concrete.

POPULATION RESPONSE (7 STUDIES)

Overall abundance (5 studies): Four controlled studies (three replicated) in the English Channel, the Mediterranean Sea, the North Pacific Ocean, and

the Gulf of Mexico found no differences in overall invertebrate abundances or combined mobile invertebrate and fish abundance between reef structure and/or material. One controlled study in the Mediterranean Sea found that “sea-friendly” concrete pyramids had lower abundance compared to plinth-pole structures after two years, but higher after three.

Crustacean abundance (2 studies): One replicated, controlled study in the North Atlantic Ocean found that artificial reefs made of limestone boulders, gravel concrete aggregate, or tyre-concrete aggregate had similar abundance of spiny lobsters. One replicated, controlled study in the Firth of Lorn found that the complexity of artificial reef modules had mixed effects on the abundance of edible crab and velvet swimming crab.

Mollusc abundance (1 study): One replicated, controlled study in the Gulf of Mexico found that breakwaters made of bags of oyster shells recruited more oysters and ribbed mussels compared to “ReefBall” breakwaters.

*Assessment: likely to be beneficial (effectiveness 43%; certainty 40%; harms 10%).*

<https://www.conservationevidence.com/actions/2259>

## Unknown effectiveness

### ● **Locate artificial reefs near aquaculture systems to benefit from nutrient run-offs**

Two studies examined the effects of locating artificial reefs near aquaculture systems to benefit from nutrient run-offs on subtidal benthic invertebrate populations. One study was in the Gulf of Aqaba (Israel and Jordan), and one in the Mediterranean Sea (Spain).

COMMUNITY RESPONSE (1 STUDY)

Overall community composition (1 study): One controlled study in the Mediterranean Sea found that an artificial reef located under aquaculture cages had similar invertebrate community composition to artificial reefs located at sites without aquaculture cages.

POPULATION RESPONSE (1 STUDY)

Overall abundance (1 study): One controlled study in the Gulf of Aqaba found that an artificial reef located at an aquaculture site had similar invertebrate biomass growing on it compared to an artificial reef located at a site without aquaculture cages.

*Assessment: unknown effectiveness (effectiveness 35%; certainty 24%; harms 0%).*

<https://www.conservationevidence.com/actions/2260>

## ● Repurpose obsolete offshore structures to act as artificial reefs

One study examined the effects of repurposing obsolete offshore structures on subtidal benthic invertebrates. The study was of a sunken oil rig in the Mediterranean Sea (Italy).

COMMUNITY RESPONSE (1 STUDY)

Overall species richness/diversity (1 study): One study in the Mediterranean Sea recorded at least 53 invertebrate species having colonised a sunken oil rig after 30 years. Species included 14 species of molluscs, 14 species of worms, and 11 species of crustaceans.

POPULATION RESPONSE (0 STUDIES)

*Assessment: unknown effectiveness (effectiveness 65%; certainty 26%; harms 0%).*

<https://www.conservationevidence.com/actions/2262>

### No evidence found (no assessment)

We have captured no evidence for the following interventions:

- Place anthropogenic installations (e.g. windfarms) in an area such that they create artificial habitat and reduce the level of fishing activity.

## 13.9.4 Other habitat restoration and creation interventions

<b>Based on the collated evidence, what is the current assessment of the effectiveness of interventions for other habitat restoration and creation interventions?</b>	
<b>Unknown effectiveness</b>	<ul style="list-style-type: none"> <li>• Offset habitat loss from human activity by restoring or creating habitats elsewhere</li> <li>• Remove and relocate habitat-forming (biogenic) species before onset of impactful activities</li> </ul>
<b>No evidence found (no assessment)</b>	<ul style="list-style-type: none"> <li>• Pay monetary compensation for habitat damage remediation</li> </ul>

## Unknown effectiveness

### ● **Offset habitat loss from human activity by restoring or creating habitats elsewhere**

Two studies examined the effects of offsetting habitat loss from human activity by restoring or creating habitats elsewhere on subtidal benthic invertebrate populations. One study was in the Delaware Bay (USA), the other in the Persian Gulf (Kuwait).

COMMUNITY RESPONSE (1 STUDY)

Overall richness/diversity (1 study): One study in the Persian Gulf found that an area of low ecological value restored to offset habitat lost to land reclamation was colonized by over 198 invertebrate species.

POPULATION RESPONSE (0 STUDIES)

OTHER (1 STUDY)

Biological production (1 study): One study in Delaware Bay found that an artificial reef built to offset lost soft-sediment habitat had higher annual secondary production/unit area from sessile invertebrates, but lower total annual secondary production, compared to habitat similar to that lost.

*Assessment: unknown effectiveness (effectiveness 45%; certainty 20%; harms 0%).*

<https://www.conservationevidence.com/actions/2265>

### ● **Remove and relocate habitat-forming (biogenic) species before onset of impactful activities**

One study examined the effects of removing and relocating habitat-forming species before onset of impactful activities on subtidal benthic invertebrates. The study was in the Fal Estuary (UK).

COMMUNITY RESPONSE (1 STUDY)

Overall community composition (1 study): One replicated, paired, controlled study in the Fal Estuary found that invertebrate community composition was different in plots where maërl bed habitat had been removed and relayed compared to undisturbed maërl after five weeks, but similar after 44 weeks.

Overall species richness/diversity (1 study): One replicated, paired, controlled study in the Fal Estuary found that invertebrate species richness was lower in plots where maërl bed habitat had been removed and relayed compared to undisturbed maërl after five weeks, but similar after 44 weeks.

POPULATION RESPONSE (1 STUDY)

Overall abundance (1 study): One replicated, paired, controlled study in the Fal Estuary found that invertebrate abundance was different in plots where maërl bed habitat had been removed and relayed compared to undisturbed maërl after five weeks, but similar after 44 weeks.

*Assessment: unknown effectiveness (effectiveness 55%; certainty 20%; harms 0%).*

<https://www.conservationevidence.com/actions/2264>

### **No evidence found (no assessment)**

We have captured no evidence for the following interventions:

- Pay monetary compensation for habitat damage remediation.



## 13.10 Species management

---

<b>Based on the collated evidence, what is the current assessment of the effectiveness of interventions for species management?</b>	
<b>Likely to be beneficial</b>	<ul style="list-style-type: none"> <li>• Translocate species - Translocate molluscs</li> <li>• Transplant/release captive-bred or hatchery-reared species - Transplant/release crustaceans</li> <li>• Transplant/release captive-bred or hatchery-reared species - Transplant/release molluscs</li> </ul>
<b>Unknown effectiveness</b>	<ul style="list-style-type: none"> <li>• Cease or prohibit the harvesting of scallops</li> <li>• Tag species to prevent illegal fishing or harvesting</li> <li>• Translocate species - Translocate crustaceans</li> <li>• Translocate species - Translocate worms</li> <li>• Transplant/release captive-bred or hatchery-reared species in predator exclusion cages</li> </ul>
<b>No evidence found (no assessment)</b>	<ul style="list-style-type: none"> <li>• Cease or prohibit the harvest of conch</li> <li>• Cease or prohibit the harvest of sea urchins</li> <li>• Establish size limitations for the capture of recreational species</li> <li>• Provide artificial shelters following release</li> <li>• Remove and relocate invertebrate species before onset of impactful activities</li> <li>• Set recreational catch quotas</li> </ul>

## Likely to be beneficial

### ● Translocate species - Translocate molluscs

Nine studies examined the effects of translocating mollusc species on their wild populations. Two examined scallops in the North Atlantic Ocean (USA) and one examined scallops in the Tasman Sea and South Pacific Ocean (New Zealand). One study examined conch in the Florida Keys (USA). One examined clams in the North Atlantic Ocean (Portugal). One examined abalone in the North Pacific Ocean (USA). One examined mussels in Strangford Lough (UK). Two examined mussels in the Gulf of Corinth (Greece).

COMMUNITY RESPONSE (0 STUDIES)

POPULATION RESPONSE (8 STUDIES)

Mollusc abundance (3 studies): One replicated, controlled, before-and-after study in the North Atlantic Ocean found that translocating bay scallops increased larval recruitment into the adult population compared to before translocation. One before-and-after study in the North Pacific Ocean found that following translocation of adult pink abalone to existing patchy populations, total abalone abundance (translocated and resident) decreased to similar levels as before translocation. One replicated, site comparison study in Strangford Lough found that after translocating horse mussels, the abundance of young mussels was higher in site with translocated mussels compared to both sites without translocated mussels and natural mussel reefs.

Mollusc reproductive success (1 study): One replicated, controlled, before-and-after study in the North Atlantic Ocean found that translocating bay scallops did not increase larval production compared to before translocation.

Mollusc survival (5 studies): Three replicated studies (one before-and-after and two site comparisons) in the North Atlantic Ocean and in the Tasman Sea and South Pacific Ocean, found that following translocation, scallops and clams survived. Survival of translocated New Zealand scallops was higher in areas closed to commercial fishing compared to fished areas. Two studies in the Gulf of Corinth found that Mediterranean fan mussels survived when translocated to a deep site, and had similar survival compared to naturally-occurring mussels, but did not survive when translocated to a shallow site.

Mollusc condition (2 studies): One replicated, site comparison study in the North Atlantic Ocean found that following translocation, clams had similar condition indices to clams in the source site. One study in the Gulf of Corinth found that translocated Mediterranean fan mussels had similar size-specific growth-rates compared to naturally-occurring mussels.

## BEHAVIOUR (1 STUDY)

Mollusc behaviour (1 study): One replicated study in the Florida Keys found that translocating non-reproductive adult queen conch to aggregations of reproductive conch did not have adverse effects on the movement patterns of non-translocated resident conch, and all conch displayed similar total distance travelled, movement rates, migration patterns, home-range sizes, and sociability.

*Assessment: likely to be beneficial (effectiveness 60%; certainty 60%; harms 10%).*

<https://www.conservationevidence.com/actions/2270>

## ● **Transplant/release captive-bred or hatchery-reared species - Transplant/release crustaceans**

Five studies examined the effects of transplanting or releasing hatchery-reared crustacean species on their wild populations. Four examined lobsters in the North Sea (Germany, Norway, UK), and one examined prawns in the Swan-Canning Estuary (Australia).

COMMUNITY RESPONSE (0 STUDIES)

POPULATION RESPONSE (5 STUDIES)

Crustacean abundance (1 study): One study in the Swan-Canning Estuary found that after releasing hatchery-reared prawn larvae into the wild, the abundance of egg-bearing female prawns increased.

Crustacean reproductive success (3 studies): Two studies (one controlled) in the North Sea found that after their release, recaptured hatchery-reared female lobsters carried eggs, and the number, size and developmental stage of eggs were similar to that of wild females. One study in the Swan-Canning Estuary found that after releasing hatchery-reared prawn larvae into the wild the overall population fecundity (egg production/area) increased.

Crustacean survival (2 studies): Two studies in the North Sea found that 50–84% and 32–39% of hatchery-reared lobsters survived in the wild after release, up to eight and up to five years, respectively.

Crustacean condition (4 studies): Two studies in the North Sea found that hatchery-reared lobsters grew in the wild after release. One controlled study in the North Sea found that after release into the wild, hatchery-reared female lobsters had similar growth rates as wild females. One study in the North Sea found that after releasing hatchery-reared lobsters, no recaptured lobsters displayed signs of “Black Spot” disease, and 95% had developed a crusher-claw. One study in the Swan-Canning Estuary found that after

releasing hatchery-reared prawn larvae into the wild, the size of egg-bearing female prawns increased.

#### BEHAVIOUR (1 STUDY)

Crustacean movement (1 study): One controlled study in the North Sea found that after release into the wild, hatchery-reared female lobsters had similar movement patterns as wild females.

*Assessment: likely to be beneficial (effectiveness 70%; certainty 45%; harms 0%).*

<https://www.conservationevidence.com/actions/2266>

### ● **Transplant/release captive-bred or hatchery-reared species - Transplant/release molluscs**

Eight studies examined the effects of transplanting or releasing hatchery-reared mollusc species on their wild populations. One examined abalone in the North Pacific Ocean (Canada), one examined clams off the Strait of Singapore (Singapore), one examined oysters in the North Atlantic Ocean (USA), and four examined scallops in the North Atlantic Ocean and Gulf of Mexico (USA).

#### COMMUNITY RESPONSE (0 STUDIES)

#### POPULATION RESPONSE (8 STUDIES)

Mollusc abundance (2 studies): One replicated, before-and-after study in the North Atlantic Ocean found that after transplanting hatchery-reared scallops, abundance of juvenile scallops typically increased, but not that of adult scallops. Two replicated, randomized, controlled studies in the North Atlantic Ocean, found that after releasing hatchery-reared oyster larvae, more spat initially settled using a direct technique compared to a traditional remote technique, and equal number of spat settled on cleaned and natural oyster shells.

Mollusc reproductive success (1 study): One replicated, before-and-after study in the North Atlantic Ocean found that after transplanting hatchery-reared scallops, larval recruitment increased across all areas studied.

Mollusc survival (5 studies): One replicated study in the Strait of Singapore found that, after transplantation in the field, aquarium-reared clams had a high survival rate. One replicated, controlled study in the North Atlantic Ocean found that after transplanting hatchery-reared scallops, the number of transplanted scallops surviving decreased regardless of the methods used, and maximum mortalities was reported to be 0–1.5%. One replicated, controlled study in the North Pacific Ocean found that transplanting hatchery-reared abalone into the wild reduced survivorship compared to non-transplanted

hatchery-reared abalone kept in tanks. Two replicated, randomized, controlled studies in the North Atlantic Ocean found that after releasing hatchery-reared oyster larvae, 61% of the settled spat survived the winter, and settled spat survived equally on cleaned and natural oyster shells.

Mollusc condition (3 studies): Two replicated studies in the Strait of Singapore and the North Atlantic Ocean found after transplantation in the wild, aquarium-reared clams and hatchery-reared scallops increased in weight and/or grew. Scallops grew in both free-planted plots and suspended bags but grew more in free-planted plots. One replicated, before-and-after study in the Gulf of Mexico found that after transplanting hatchery-reared scallops, wild populations had not become genetically more similar to hatchery-reared scallops. One replicated, controlled study in the North Atlantic Ocean found that after transplanting hatchery-reared scallops, free-planted scallops developed less shell biofouling than suspended scallops.

*Assessment: likely to be beneficial (effectiveness 45%; certainty 40%; harms 15%).*

<https://www.conservationevidence.com/actions/2267>

## Unknown effectiveness

### ● Cease or prohibit the harvesting of scallops

Three studies examined the effects of ceasing or prohibiting the harvesting of scallops on their populations. One study was in the South Atlantic Ocean (Argentina), one in the English Channel (UK) and one in the Irish Sea (UK).

COMMUNITY RESPONSE (0 STUDIES)

POPULATION RESPONSE (3 STUDIES)

Scallop abundance (3 studies): Two of three site comparison studies (one replicated, one before-and-after) in the South Atlantic Ocean, the English Channel, and the Irish Sea found that in areas where scallop harvesting had stopped scallop abundance was similar, and one found that scallop biomass was higher, compared to harvested areas.

*Assessment: unknown effectiveness (effectiveness 45%; certainty 33%; harms 0%).*

<https://www.conservationevidence.com/actions/2277>

### ● Tag species to prevent illegal fishing or harvesting

One study examined the effects of tagging species to prevent illegal fishing or harvesting on subtidal benthic invertebrates. The study examined the effects on the Californian abalone fishery (USA).

COMMUNITY RESPONSE (0 STUDIES)

**POPULATION RESPONSE (0 STUDIES)****BEHAVIOURS (1 STUDY)**

Behaviour-change (1 study): One before-and-after study in California found no significant reduction in non-compliance with daily quotas of abalones after introducing tagging regulations.

**OTHER (1 STUDY)**

Illegal catch (1 study): One before-and-after study in California found no significant reduction in illegal takes of abalones after introducing tagging regulations.

*Assessment: unknown effectiveness (effectiveness 20%; certainty 22%; harms 0%).*

<https://www.conservationevidence.com/actions/2275>

**● Translocate species - Translocate crustaceans**

One study examined the effects of translocating crustacean species on their wild populations. The study took place in the Tasman Sea (Australia).

**COMMUNITY RESPONSE (0 STUDIES)****POPULATION RESPONSE (1 STUDY)**

Crustacean survival (1 study): One study in the Tasman Sea found that following translocation survival of southern rock lobsters was similar to that of resident lobsters.

*Assessment: unknown effectiveness (effectiveness 75%; certainty 24%; harms 0%).*

<https://www.conservationevidence.com/actions/2269>

**● Translocate species - Translocate worms**

One study examined the effects of translocating worm species on their wild populations. The study was in Scottish Lochs (UK).

**COMMUNITY RESPONSE (0 STUDIES)****POPULATION RESPONSE (1 STUDY)**

Worm survival (1 study): One replicated, controlled study in Scottish Lochs found that no reef-forming red tube worm survived when translocated to a new Loch, but survival was high when worms were translocated back to its source Loch.

Worm condition (1 study): One replicated, controlled study in Scottish Lochs found that no reef-forming red tube worm survived and so no growth was recorded when translocated to a new loch, worms translocated back to its source Loch grew.

*Assessment: unknown effectiveness (effectiveness 10%; certainty 25%; harms 15%).*

<https://www.conservationevidence.com/actions/2271>

## ● **Transplant/release captive-bred or hatchery-reared species in predator exclusion cages**

One study examined the effects of transplanting or releasing hatchery-reared species in predator exclusion cages on their wild populations. The study was in the North Pacific Ocean (Canada).

COMMUNITY RESPONSE (0 STUDIES)

POPULATION RESPONSE (1 STUDY)

Survival (1 study): One replicated, controlled study the North Pacific Ocean found that hatchery-reared abalone transplanted in predator exclusion cages had similar survivorship following release compared to those transplanted directly onto the seabed.

*Assessment: unknown effectiveness (effectiveness 35%; certainty 26%; harms 0%).*

<https://www.conservationevidence.com/actions/2268>

## **No evidence found (no assessment)**

We have captured no evidence for the following interventions:

- Cease or prohibit the harvest of conch
- Cease or prohibit the harvest of sea urchins
- Establish size limitations for the capture of recreational species
- Provide artificial shelters following release
- Remove and relocate invertebrate species before onset of impactful activities
- Set recreational catch quotas.

# 13.11 Education and awareness

---

<b>Based on the collated evidence, what is the current assessment of the effectiveness of interventions for education and awareness?</b>	
<b>Unknown effectiveness</b>	<ul style="list-style-type: none"><li>• Provide educational or other training programmes about the marine environment to improve behaviours towards marine invertebrates</li></ul>
<b>No evidence found (no assessment)</b>	<ul style="list-style-type: none"><li>• Organise educational marine wildlife tours to improve behaviours towards marine invertebrates</li></ul>

## Unknown effectiveness

- **Provide educational or other training programmes about the marine environment to improve behaviours towards marine invertebrates**

One study examined the effects of providing educational or other training programmes about the marine environment on subtidal benthic invertebrate populations. The study took place in Hong Kong.

COMMUNITY RESPONSE (0 STUDIES)

POPULATION RESPONSE (0 STUDIES)

BEHAVIOUR (1 STUDY)

Behaviour change (1 study): One replicated, before-and-after survey study in Hong Kong found that a conservation education programme on the Asian



horseshoe crab in secondary schools significantly increased the students' behaviour towards Asian horseshoe crab conservation.

*Assessment: unknown effectiveness (effectiveness 65%; certainty 21%; harms 0%).*

<https://www.conservationevidence.com/actions/2281>

## **No evidence found (no assessment)**

We have captured no evidence for the following interventions:

- Organise educational marine wildlife tours to improve behaviours towards marine invertebrates.

# This book need not end here...

At Open Book Publishers, we are changing the nature of the traditional academic book. The title you have just read will not be left on a library shelf, but will be accessed online by hundreds of readers each month across the globe. OBP publishes only the best academic work: each title passes through a rigorous peer-review process. We make all our books free to read online so that students, researchers and members of the public who can't afford a printed edition will have access to the same ideas.

This book and additional content is available at:

<https://www.openbookpublishers.com/product/1031>

## Customise

Personalise your copy of this book or design new books using OBP and third-party material. Take chapters or whole books from our published list and make a special edition, a new anthology or an illuminating coursepack. Each customised edition will be produced as a paperback and a downloadable PDF.


Find out more at:

<https://www.openbookpublishers.com/section/59/1>

## Donate

If you enjoyed this book, and feel that research like this should be available to all readers, regardless of their income, please think about donating to us. We do not operate for profit and all donations, as with all other revenue we generate, will be used to finance new Open Access publications:

<https://www.openbookpublishers.com/section/13/1/support-us>

Like Open Book Publishers 

Follow @OpenBookPublish 


Read more at the Open Book Publishers **BLOG**

# You may also be interested in:

## **Global Warming in Local Discourses** **How Communities around the World Make Sense of Climate Change**

*Edited by Michael Brüggemann and Simone Rödder*


<https://doi.org/10.11647/OBP.0212>



## **Terrestrial Mammal Conservation** **Global Evidence for the Effects of Interventions for Terrestrial Mammals Excluding Bats and Primates**

*N.A. Littlewood, R. Rocha, R.K. Smith, W.J. Sutherland et al.*


<https://doi.org/10.11647/OBP.0234>



## **The Environment in the Age of the Internet**

*Edited by Heike Graf*

<https://doi.org/10.11647/OBP.0096>



# What Works in Conservation

William J. Sutherland, Lynn V. Dicks, Silviu O. Petrovan and  
Rebecca K. Smith (eds)

*Is reduced tillage in arable fields beneficial for farmland biodiversity?  
Is prescribed burning in grasslands beneficial for bird conservation?  
Does livestock exclusion from degraded peatlands benefit peatland conservation?  
Is the provision of artificial shelters effective for subtidal benthic invertebrate  
conservation?*

*What Works in Conservation* has been created to provide practitioners with answers to these and many other questions about practical conservation.

This book provides an assessment of the effectiveness of 1614 conservation interventions based on summarized scientific evidence. The 2020 edition contains new material on bat conservation and our first marine chapter, on Subtidal benthic invertebrate conservation. Other chapters cover practical global conservation of primates, peatlands, shrublands and heathlands, management of captive animals as well as an extended chapter on control of freshwater invasive species, the global conservation of amphibians, bats, birds and forests, conservation of European farmland biodiversity and some aspects of enhancing natural pest control, enhancing soil fertility and control of freshwater invasive species. It contains key results from the summarized evidence for each conservation intervention and an assessment of the effectiveness of each by international expert panels. The accompanying website [www.conservationevidence.com](http://www.conservationevidence.com) describes each of the studies individually, and provides full references.

This is the fourth edition of *What Works in Conservation*, which is revised on an annual basis. As with all Open Book publications, this entire book is available to read and download for free on the publisher's website at <https://www.openbookpublishers.com/product/1031> where printed and ebook editions can also be bought.

e book

ebook and OA editions  
also available



OpenBook  
Publishers 