

FSL Sector Meeting

21st September 2023, Khartoum.

Meeting Agenda

1. Humanitarian Situation Updates
2. FSL Situation Updates
3. HPC 2024 Updates
4. FSL Interactive Response Dashboard
5. Results of Remote Sensing Assessment of Cultivated Areas
6. Mid-season Assessment - Objectives and Expected Outcomes - FSTS

1. Humanitarian Situation Update

Clashes

- Around 15,500 people displaced following inter-communal conflicts in West Darfur State.
- South and East Nayala – South Darfur, has been subjected to airstrikes resulted in displacement of residents of affected areas to the west of the town. Al Fasher, North Darfur – almost 190 affected households were displaced and are currently seeking shelter in the south of Al Fasher Town with five deaths and 42 injuries.
- The situation remains tense and unpredictable, and the area is currently inaccessible to humanitarian actors.

Floods

- Heavy rains and flooding have affected about 59,088 people in six localities since July.
- The affected states include Northern (40,950 people), North Darfur (10,000 people), Gedaref (2,574 people), White Nile (2,000), North Kordofan (1,764 people), and South Kordofan (800 people).

Displacements

- The total number of displaced people within and outside Sudan has reached 5.25M since 15 April.
- Sudan now has the highest number of internally displaced people globally.

1. Humanitarian Situation Update

Humanitarian Assistance & Compounding Factors

- Massive aid funding shortfalls, combined with reduced domestic food production and severe water shortages have left displaced families in a dire situation.
- Looting, delays in approvals of movements, outbreaks warehouses, poor network, phone connectivity problems, lack of cash, have further hampered relief interventions and affected assistance to impossible for displaced families in some places.
- However, delivery of humanitarian assistances continues to be extremely challenging and unpredictable.
- Fuel shortages are also hampering the movement of humanitarian staff and supplies besides affecting to maintain the cold chain storages.

Access

- Due to ongoing conflict crises, other impediments and obstacles faced by humanitarian partners, continue to make access to people in need extremely challenging and unpredictable.
- Partners continue to face existing and new types of operational interference in almost all states.
- It includes requirements to share beneficiary lists, denial of and restrictions on travel permits and movement of supplies, requirements of various payments such as incentives, suspension of activities and gatherings since mid-August.

2. FSL Situation Updates

- Between 15 April – 20 September, **28 FSL partners** supported **7.01M people** in **18 states** across Sudan with life-saving assistance, including food (**1.76M**) and livelihoods (**5.25M**).
- The agriculture sector is being heavily impacted by very high prices and shortages of key inputs, including fuel, seeds and agrochemicals.
- Migrating labour is significantly constraining planted area and cereal production, contributing to already high production costs, resulting in spiking food prices.
- The country is experiencing widescale unavailability of livestock vaccines and drugs due to the destruction of the Central Veterinary Research Laboratory in Khartoum, as well as damaged facilities owned by private drug suppliers and manufacturing companies.
- Climate-related events (rains, floods) are putting small-scale farmers and livestock herders in the traditional rainfed sector, the landless and internally displaced persons (IDPs), and households without assets most at risk of poverty and acute food insecurity.
- Women tend to be more vulnerable than men in such crises due to their very limited access to agricultural production inputs (seeds, fertilizers, etc.), land and water.

2. FSL Situation Update

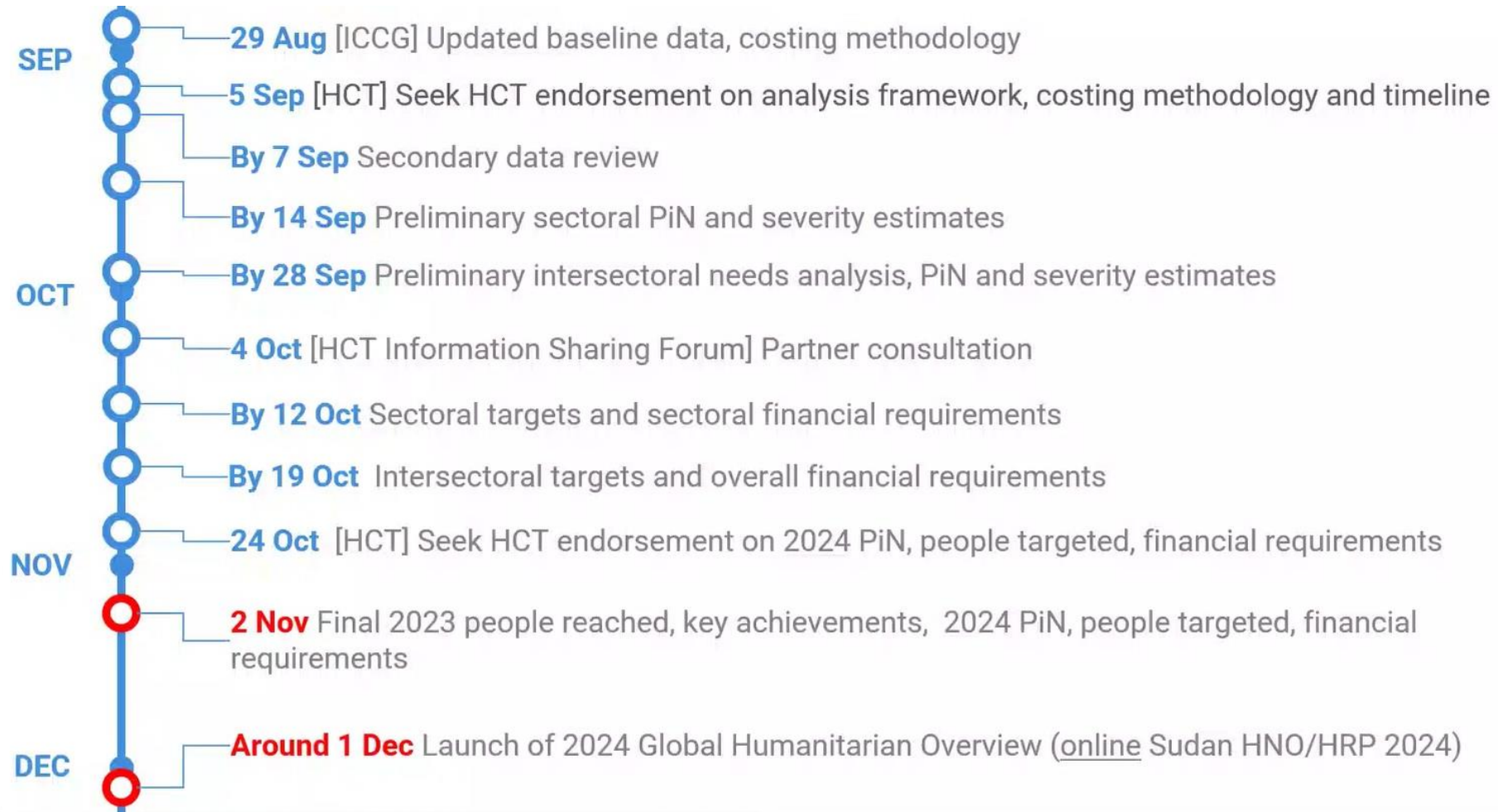
- During the dry season (*Nov – May*), farmers practicing rainfed agriculture face a “hunger gap”, besides financial challenges, while throughout the season, herding communities struggle with water scarcity, diminishing pastures and compromised livestock health, leading to economic strain and a decrease in food consumption patterns.
- Prices of staple goods continue to rise in most markets when income opportunities are deteriorating, leading to declining purchasing power.
- Sorghum has increasingly become an essential substitute for bread amid disruptions to the wheat supply chain and high bread prices which shows higher demand than normal.
- In the southern and southeastern parts of the country, cumulative seasonal rainfall has been poorly distributed with below-average rainfall in the latter months of the production season (July and August) linked to the current El Niño, particularly in parts of El Gedaref, Sennar, Blue Nile, South Kordofan, and West Kordofan.
- The economic situation has continued to deteriorate through August and September, driven by persistently low foreign currency reserves, high inflation rates, severe disruptions to economic activity, and reductions in export revenue due to the ongoing conflict.

Funding Status of Revised HRP 2023

	Requirements	Funded	Unmet Requirements	Coverage %
FSL Sector	\$581.2M	\$257.2M	\$324M	44.3%

3. HPC 2024 Updates

HPC 2024 Timeline



3 – FSL PiN & Severity for HPC 2024

FSL Cluster PiN will be based on the following aspects for calculating PiN and Severity;

- 4 Population Groups
 - IDPs
 - Refugees
 - Host Community
 - Non-Displaced Population
- IPC Analysis 2023
- HNO files will be shared with FSL partners by next week once get finalized which will include following;
 - Data Files,
 - PiN,
 - Severity Maps
 - Calculation Methodology Note
- Partners will be requested to provide their feedback in certain deadline.

3 – FSL Activity Costing for HPC 2024

FSL Activities	Unit for indicator	Unit Cost per Indicator HRP 2023	Unit Cost per Indicator Revised HRP 2023	Unit Cost per Indicator HRP 2024
General Food Distribution (Full Ration)	Person per month	22.40	25.21	47.61
General Food Distribution (Half Ration)	Person per month	11.35	14.89	26.24
Cash/Vouchers Based Transfer (Full Ration)	Person per month	14.84	16.67	21.38
Cash/Vouchers Based Transfer (Half Ration)	Person per month	6.35	8.33	11.51
Food for Assets (In-kind)	Person per month	16.73	-	-
Food for Assets (Voucher/Cash)	Person per month	9.33	-	-

FSL Activities	Unit for indicator	Unit Cost per Indicator HRP 2023	Unit Cost per Indicator Revised HRP 2023	Unit Cost per Indicator HRP 2024
Agricultural Support (Seeds, Tools)	Household	35	40	40
Livestock Support (Distribution of live animals, concentrate feed, fishing gears, mineral licks)	Household	170	180	1150
Veterinary Support (Provision of inputs and services -vaccines-drugs, laboratory, CAHW and veterinary equipment)	Household	-	-	25
Livelihood Cash/Voucher Support	Household	55	32.6	
Vocational Trainings	Person per month	500	700	800
FSL Assessment under SO2&3	Person per month	300,000	500,000	

3 - FSL Response Updates

(15 Apr – 20 Sep)



7.01M
FSL Sector Beneficiaries



1.76M
Food Assistance Beneficiaries



5.25M
Livelihoods Beneficiaries


Reporting Organizations

28

States Reached

18

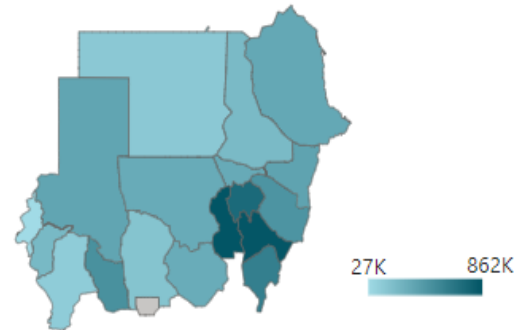
Reach timeline



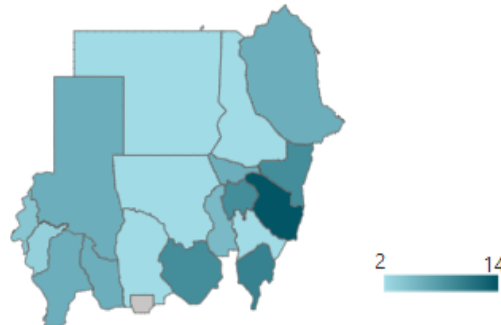
Total beneficiaries reached per organization

Food and Agriculture Organization (FAO)	4,779,920
World Food Programme (WFP)	1,360,282
African Relief Committee	248,000
Humanitarian Relief Foundation (IHH)	160,165
Catholic Relief Services (CRS)	121,648
United Nations Development Programme (UNDP)	57,500
Save the Children	50,538
Mercy Corps	48,920
CARE International	36,104
Plan International	33,976
International Rescue Committee (IRC)	28,900
Adventist Development and Relief Agency (ADRA)	20,160
ZOA	14,122
Islamic Relief Worldwide (IRW)	11,406
Samaritan's Purse	9,830
Welthungerhilfe (WHH)	7,210

Total beneficiaries reached per state



No. of partners present per state



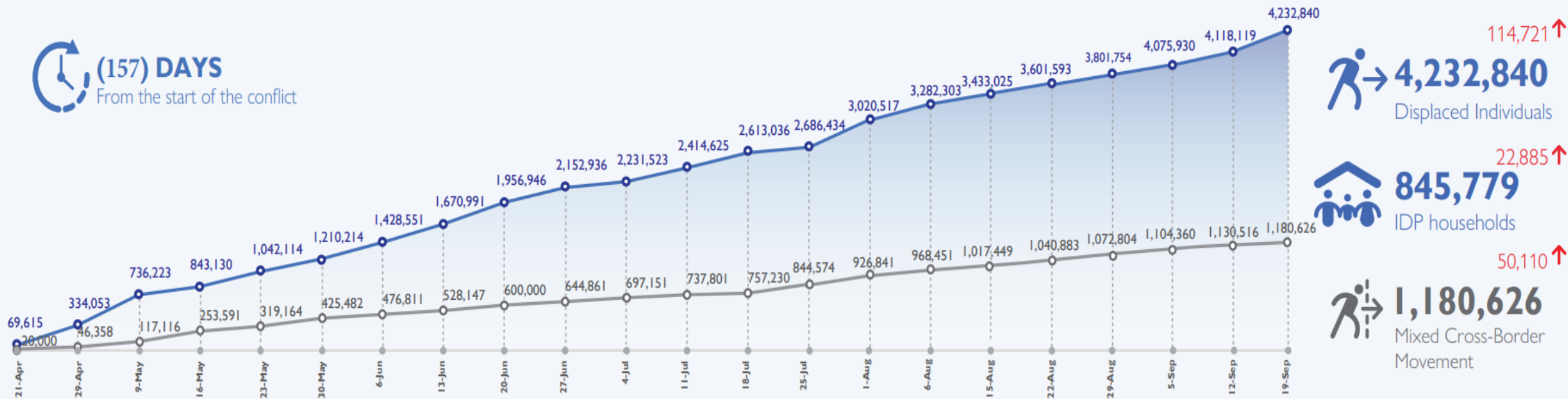
SO1: Total beneficiaries reached per FSL activity

General Food Distribution (Half Ration)	1,481,855
Food for Assets (In-kind)	163,836
Food Voucher/Cash (Full Ration)	61,930
Food Voucher/Cash (Half Ration)	30,838
General Food Distribution (Full Ration)	12,642
Food for Assets (Voucher/Cash)	5,107

SO2&3: Total beneficiaries reached per FSL activity

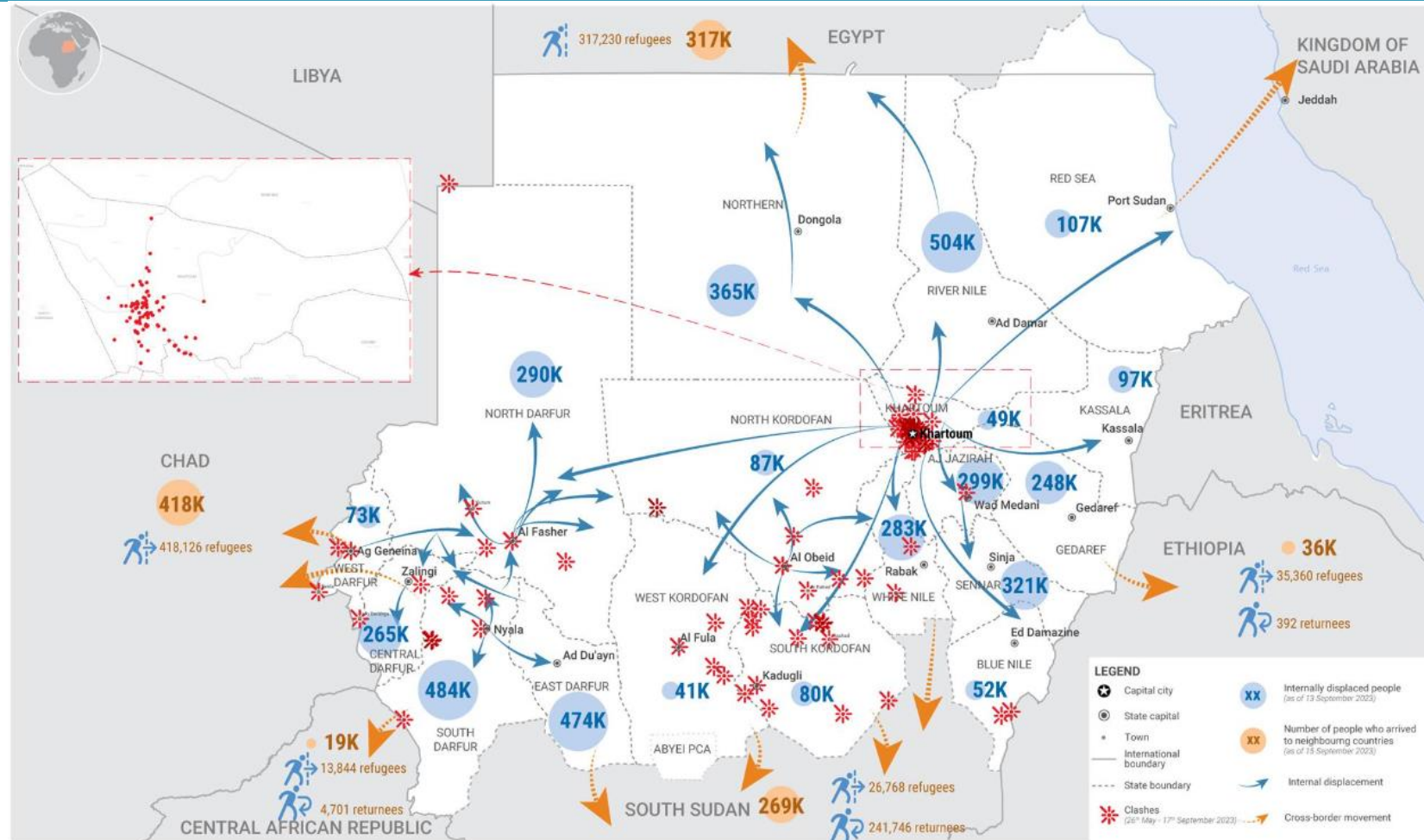
Agricultural Support (Seeds, Tools)	5,197,914
Livestock Support (Distribution, Treatment)	19,815
Livelihood Cash/Voucher Support	13,591
Livelihood Kits Support	13,227

Displacement Updates



Displacement Updates

Current Locations	Snapshot 3 12-Sep-23	Snapshot 4 19-Sep-23	Difference	% Total IDPs	Number of locations
Aj Jazirah	298,674	299,086	412 ↑	7.07%	793
Blue Nile	52,044	52,409	365 ↑	1.24%	93
Central Darfur	264,785	272,195	7,410 ↑	6.43%	17
East Darfur	473,580	500,075	26,495 ↑	11.81%	18
Gedaref	247,980	251,415	3,435 ↑	5.94%	203
Kassala	97,227	99,342	2,115 ↑	2.35%	139
Khartoum	48,785	49,000	215 ↑	1.16%	14
North Darfur	290,339	325,650	35,311 ↑	7.69%	78
North Kordofan	86,842	87,646	804 ↑	2.07%	320
Northern	365,173	365,803	630 ↑	8.64%	247
Red Sea	107,159	107,600	441 ↑	2.54%	108
River Nile	504,107	504,613	506 ↑	11.92%	336
Sennar	320,632	321,082	450 ↑	7.59%	201
South Darfur	483,503	488,003	4,500 ↑	11.53%	32
South Kordofan	79,821	83,505	3,684 ↑	1.97%	335
West Darfur	72,920	96,120	23,200 ↑	2.27%	28
West Kordofan	41,327	45,747	4,420 ↑	1.08%	394
White Nile	283,221	283,549	328 ↑	6.70%	573
Total	4,118,119	4,232,840	114,721	100.00%	3,855



5 - Results of Remote Sensing Assessment Cultivated Areas

6 - Mid-Season Assessment Objectives and Expected Outcomes

6 - AOB

CWG Updates



Leadership

- The New CWG Chair resumed this week. She is Natasha Stojkovska (natasha.stojkovska@un.org) She will continue to be supported by two technical programmatic co-chairs Itai Madzivaide (itai.madzivaide@rescue.org) from IRC and Anthony Etim (aetim@mercycorps.org) Mercy Corps

Programmatic Update

- The CWG has set up a Sub-national Working Group for the Kordofans state and Dafur region. The goal is to strengthen coordination and support to the CWG members.
- There ongoing market assessment in Dafurs and would be shared widely by the second week in October.
- A Technical Working Group for harmonized targeting criteria is now in place. The goal is to ensure the MPCA program participants are being targeted based on harmonized targeting criteria.
- The Interim MEB would be finalized by October 2023. Some clusters have requested that some cost within their sector should be reviewed.
- The number of program participants reached and dollar amount in August is yet to be compiled as most of the 5Ws came in late. The numbers will be shared in the next FS Meeting.

